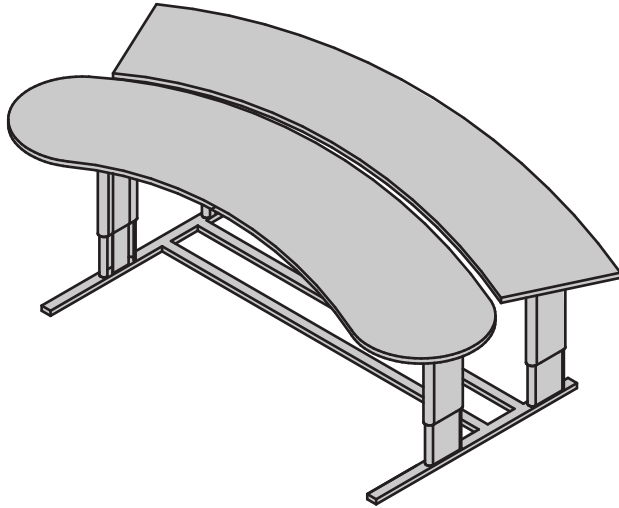




**POPULAS**  
furniture by AD·AS

**SPECIAL NEEDS**  
COMPUTERS   
1-877-724-4922

**INFINITY COMMAND CENTER-ARCH AND ORBIT**  
Bi-level console with powered adjustment



Computer workstation designed for intensive computer use, unique wrap design creates the ideal interface between the user and computer equipment.

**FEATURES:**

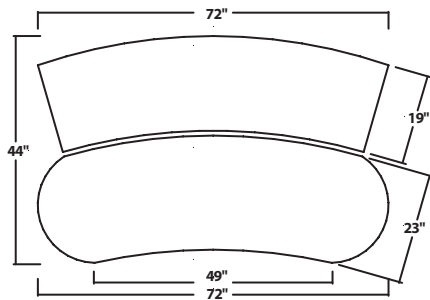
- Dual surface height adjustment for individual positioning or multi-user environment
- Smooth, quiet, motorized adjustment facilitates sit-to-stand functionality
- Push-button powered adjustment, controls can be mounted on either side of table
- Infinite height adjustment throughout the specified range
- Durable laminate top

**TECHNICAL DATA:**

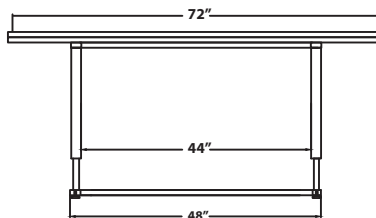
- See chart for standard dimensions
- Total load capacity 1000 lbs
- System operates on standard 110V
- Rear and front top support are welded 11 ga. steel
- Extruded aluminum telescoping legs
- Base finish Graphite Silver

MODEL	FRONT/REAR DIMENSIONS	OVERALL DIMENSION	ADJUSTMENT RANGE	REAR START/END HEIGHT	LEG SPAN
IN CC Arch	72" X 23" 72" X 19"	72" X 44"	12"	27", 39"	44"
IN CC Orbit	104" X 24" 104" X 20"	104" X 45"	12"	27", 39"	44"

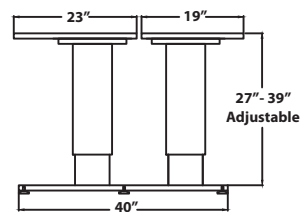
**IN CC Arch**



**Top View**

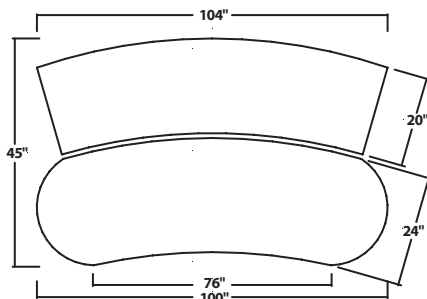


**Front View**

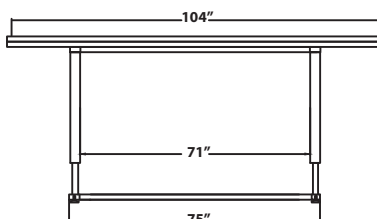


**Side View**

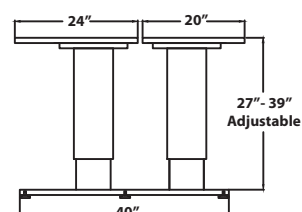
**IN CC Orbit**



**Top View**



**Front View**



**Side View**