

**SPECIAL NEEDS**  
COMPUTERS   
1-877-724-4922

# **Gewa Andromeda IR-REC8 BED Cable Kit**

## **Installation guide**

**Art.no 419896, 419897, 419898, 419899**



**ABILIA**


## 1. Article number

Art. no.	Name
419896	Cable kit (LINAk 10 PIN MODULAR)
419897	Cable kit (LINAk 8 PIN DIN)
419898	Cable kit (DEWERT 5 PIN DIN)
419899	Cable kit (DEWERT 13 PIN DIN)


## 2. Installation guide

Follow the steps below to fit the cable kit to the Andromeda BED receiver.


**Step 1.** Remove the 10-pol terminal and the cable gland.




**Step 2.** Pass the terminal fitted on the cable through the hole.



**Step 3.** Tighten the cable gland.



**Step 4.** Mount the terminal.



Abilia AB, Kung Hans väg 3, Sollentuna, Box 92, 191 22 Sollentuna, Sweden  
Phone +46 (0)8-594 694 00 | [info@abilia.se](mailto:info@abilia.se) | [www.abilia.se](http://www.abilia.se)

Abilia AS, Tevlingveien 15, 1081 Oslo, Norway  
Phone +47 23 28 94 00 | [info@abilia.no](mailto:info@abilia.no) | [www.abilia.no](http://www.abilia.no)

Toby Churchill Ltd (Abilia), Toby Churchill House,  
Norman Way Industrial Estate, Over, Cambridge CB24 5QE, United Kingdom  
Phone +44 (0)1954 281210 | [info@abilia.uk](mailto:info@abilia.uk) | [www.abilia.com](http://www.abilia.com)

