



HIVE FUSION™

THE AUTOMATED INFUSER

AUTOMATIC PRE-INFUSION

The latest addition to the TORR HIVE BREW™ Cold brewing system is an automatic system for pre-infusing ground beans with cold water and accurately weighing and loading them into a HIVE BREW™ cell prior to the cell being placed onto the HIVE Brewer.

Ground beans are transferred from a hopper that feeds vibratory linear transfer pans. The pans feed the grounds to a weigh scale and the scale loads a paddle mixer. Water sprays are mounted over the mixer to infuse a precise amount of water with the ground beans. The mixer has a trap-door bottom to dump the beans into the cell. The scale measures approximately 3 pounds at a time of coffee (+/- 10 % into the paddle style mixer that evenly infuses the water with the grounds. Typically, 2 batches of 3 pounds are required for each cell. The output is up to 60 – 6-pound cells per hour.

More at

www.torrindustries.com/coffee



Eliminates hand mixing

Automatic measurement of the ground beans and water

Easy screen setting of water to grind ratio

Fast and consistent infusion of water

Infuser can be integrated into an automatic brewing production line

Can be used with most cold brewing systems



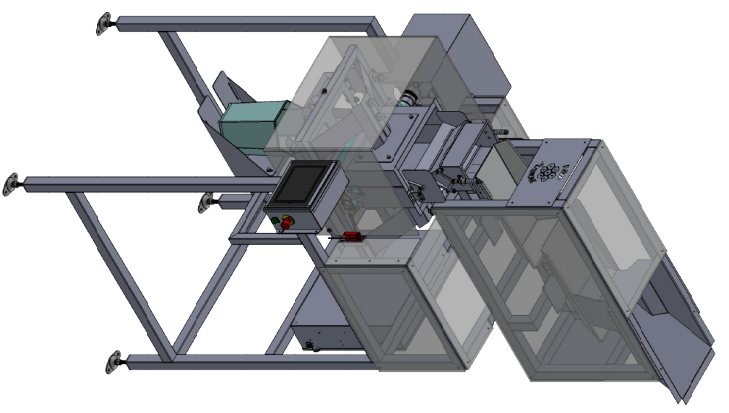
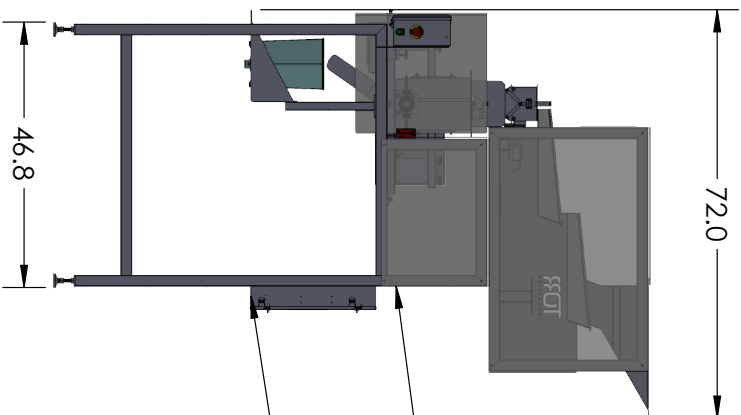
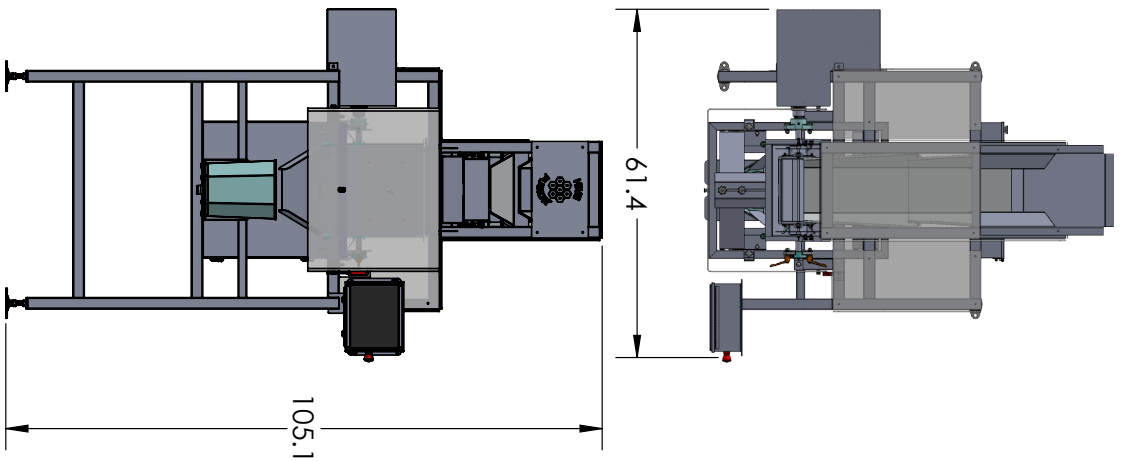
For a quote or more info please contact:

Chris Rutter
TORR Industries, Inc
chris@torrindustries.com
530.247.6909

Offices in:
Melbourne, Australia
California, USA

HIVE FUSION™

THE AUTOMATED INFUSER



WATER: 35 PSI MIN.

POWER: 120V 20A.

AIR: 80 PSI @ 5CFM.

TORR Industries

TITLE:

HIVE FUSION ASSEMBLY

PROPRIETARY AND CONFIDENTIAL THE INFORMATION CONTAINED IN THIS DRAWING IS THE SOLE PROPERTY OF TORR INDUSTRIES. ANY REPRODUCTION IN PART OR AS A WHOLE WITHOUT THE WRITTEN PERMISSION OF TORR INDUSTRIES IS PROHIBITED. PROTECTED BY SEVERAL PATENTS PENDING AND ISSUED.	TOLERANCE: XX ± .01 XXX ± .005 ANGLE ± .50 DEG SURFACE √ 63 RMS		NAME JB	DATE 3/1/23	MATERIAL: FINISH:	COMMENTS: DO NOT SCALE DRAWING	SIZE A	DWG. NO. HIVE FUSION ASSY	REV
	UNLESS OTHERWISE SPECIFIED: DIMENSIONS ARE IN INCHES			DESIGN DRAWING	FINISH:		SCALE: 1:30 WEIGHT:	SHEET 2 OF 2	

5

4

3

2

1

For a quote or more info please contact:

Chris Rutter
 TORR Industries, Inc
 chrisr@torrindustries.com
 530.247.6909

Offices in:
 Melbourne, Australia
 California, USA

TORR
 INDUSTRIES