

■ FOOT SEALERS

Comparison TABLE

Foot Sealers. Activate sealing via Foot Pedal

❖ Keep hands free to hold bag



SPECIFICATIONS	FS-SERIES	KF-SERIES	TISF-SERIES	WHF LONG FOOT	FOOT SEALERS W/ SLIDING CUTTER	W-SERIES DOUBLE FOOT	KSFS-SERIES AUTOMATIC
	ECONOMIC VALUE	MID-SIZE	BRAND NAME	LONGER SEAL LENGTHS	SLIDING CUTTER	TWO HEATING ELEMENTS (TOP & BOTTOM)	SEMI-AUTOMATIC
SEAL LENGTHS AVAILABLE <i>(Actual seal length will be less)</i>	14", 18", 26"	12", 18", 24"	12", 18", 24"	30", 35"	12", 18"	12", 18", 24"	12", 18", 24"
SEAL WIDTHS AVAILABLE	8MM	2.6MM, 5MM,	2MM, 5MM	2.7MM	3MM, 5MM	5MM	5MM
ROUND WIRE AVAILABLE?	NO	YES	YES	YES	NO	NO	NO
SLIDING CUTTER LENGTHS AVAILABLE <i>(Actual cutting length will be less)</i>	NO	NO	NO	NO	18"	NO	NO
EXTENDED TUBE AVAILABLE?	NO	YES	YES	YES	NO	YES	NO
REPLACEMENT KITS INCLUDE	(2) ELEMENTS (2) PTFE ADHESIVES (1) FT. LONG PTFE COVER	(2) ELEMENTS (2) PTFE ADHESIVES (1) FT. LONG PTFE COVER	(2) ELEMENTS (2) PTFE ADHESIVES (1) FT. LONG PTFE COVER	(2) ELEMENTS (2) PTFE ADHESIVES (1) FT. LONG PTFE COVER	(2) ELEMENTS (2) PTFE COVERS (2) PTFE ADHESIVES (1) BLADE	(2) ELEMENTS (2) PTFE ADHESIVES (2) FT. LONG PTFE COVER	(2) ELEMENTS (2) PTFE ADHESIVES (1) FT. LONG PTFE COVER
SHIPS VIA	UPS	UPS	UPS	LTL FREIGHT	LTL FREIGHT	UPS	LTL FREIGHT

Replacement Kit Instructions for Foot Impulse Sealers

Our foot impulse sealers will require new heating elements and PTFE from time to time. Heating elements will break through wear and tear. A good rule of thumb is to replace the PTFE adhesive every time you change your heating element. The PTFE cover prevents the plastic or other thermoplastic material you are sealing from sticking to the heating element.

Replacement kits are available from your distributor. Kits include (2) heating elements, (2) PTFE adhesives, and 1ft long roll of PTFE cover. For replacement kit part #s, refer to your model #.

*****To install your replacement kit on your sealer, turn off power and unplug sealer.*****

Removing Worn Parts.

1. Loosen the screws on the PTFE cover plate.
2. Remove the heating element cover.




Figure 1. Loosen screws on PTFE plate.



Figure 2. Remove heating element cover

3. Lift up the PTFE cover to expose the heating element.
4. Remove the heating element by lifting off the eyelets of the heating element from the mounting spring on both ends.
5. Peel off the PTFE adhesive under the heating element.

FOOT REPLACEMENT KIT INSTRUCTIONS



Figure 3. Remove heating element from mounting spring



Figure 4. Remove PTFE adhesive

Installing New Replacement Parts.

1. Remove the backing of the liner found on the PTFE adhesive.
2. Apply it to the sealer's sealing platform. The PTFE adhesive must always extend past the sealing platform by approximately $\frac{1}{4}$ " to $\frac{1}{2}$ " on both ends. Bend down the excess on both ends. (The PTFE adhesive acts a barrier between the metal body and the heating element. Never allow the heating element to come in direct contact with the sealer's body because it will damage the timer.)
3. Place a new element on top of the PTFE adhesive by fitting one eyelet of the heating element on one mounting spring followed by the other mounting spring. Using a screwdriver to flex the mounting spring inward will ease the placement of the element on the mounting spring. Check the elements to ensure it is tight and intact.
4. Cut off any worn out PTFE cover. Ease out enough footage of PTFE cover to cover the heating element and extend to the front of the PTFE cover plate.
5. Tighten the screws to affix the PTFE cover plate.
6. If a whole roll of PTFE cover needs to be replaced, loosen the multi-star knob found on the plate for PTFE and remove the PTFE roller. Tape one end of the PTFE cover to the rod and roll up the entire piece. Position the PTFE cover and rod using the plate for PTFE. Ease out enough footage of PTFE cover to cover the heating element and extend to the front of the PTFE cover plate.

FOOT REPLACEMENT KIT INSTRUCTIONS



Figure 5. Loosen multi-star knob to remove the PTFE roller.



Great value unit – high volume sealing

- Ideal for high volume sealing
- Plug-in electronic timer for variable control
- All metal construction
- Heavy duty
- No warm-up time
- Sits on rectangular base for stability

More Details:

FS-Series Foot Sealers are ideal for high-volume poly bag sealing and other thermoplastic sealing. Available in 14", 18", and 26" lengths with an 8mm seal width, the FS-Series foot sealers are capable of sealing 15-20 bags/minute. Depending on the model of the sealer, materials up to 26" wide and a total thickness of 20mil can be sealed. These sealers allow you to keep your hands free for quicker and more accurate sealing. The machines are also equipped with a plug-in timer. Once the timer is set, the sealer provides a consistently flat seal.

FS-Series Sealers are light blue in color. Depending on the model of the sealer, materials up to 24" wide with a 16 mil total thickness can be sealed. The sealers include a 26" pedestal, a 2" base, adjustable work table, and adjustable foot control. The manufacturer's replacement kit includes two elements, a sheet of PTFE cover and tools. Elements are easily replaceable due to the clip type element holder.

Easy to Operate: Set the timer. Insert the bag between the two sealing bars and press down on the foot board. Hold down the foot board for an additional 2-3 seconds after the timer light goes off to set the seal.

Features:

	FS-358F	FS-458F	FS-658F
Power Supply	110V / 50Hz	110V / 50Hz	110V / 50Hz
Watts	600W	800W	1000W
Seal Length	14"	18"	26"
Seal Width	8mm	8mm	8mm
Weight	63-lbs	65-lbs	68-lbs
Dimensions (L x W x H)	16" x 20" x 34"	20" x 20" x 34"	28" x 20" x 34"

KF-Series FOOT IMPULSE SEALERS

FEATURES

- Ideal for high volume sealing
- Plug-in electronic timer for variable control
- All metal construction
- No warm-up time
- Sits on rectangular base for stability

KF-Series Foot Sealers are ideal for high volume poly bag and other thermoplastic sealing. The sealers are capable of sealing 15-20 bags per minute. These sealers allow you to keep both hands free for quicker and more accurate sealing. The machines are also equipped with a plug-in timer. The timer controls the sealing time needed for different materials. Once the timer is set, it will give a consistently flat seal. When seal is done, the signal light on the timer will turn off.

Our KF-Series foot sealers are available in 12", 18", and 24" with a 2.5mm or 5mm seal width. Depending on the model of the sealer, materials up to 24" wide and 16 mil total thickness can be sealed. The sealers include a 26" pedestal, a 2" base, an adjustable worktable and an adjustable foot control. The manufacturer's replacement kit includes two elements and one fuse.

Easy to Operate: Set the timer. Insert the bag between the two sealing bars and press down on the foot board. Hold down the foot board for an additional 2-3 seconds after the timer light goes off to set the seal.

	Size	Seal Width	Watts	Weight
KF-300F*	12"	2.5mm	400	45
KF-305F	12"	5mm	600	46
KF-450F*	18"	2.5mm	600	47
KF-455F	18"	5mm	900	48
KF-600F*	24"	2.5mm	800	50
KF-605F	24"	5mm	1200	51

*ETL Listed



TISF FOOT IMPULSE SEALERS

FEATURES

- Ideal for high volume sealing
- Plug-in electronic timer for variable control
- All metal construction
- Heavy duty
- No warm-up time
- Sits on rectangular base for stability

TISF Foot Sealers are ideal for high-volume poly bag sealing. Available in 12", 18", and 24" lengths with a 2.7mm or 5mm seal, the TISF-Series foot sealers are capable of sealing 15-20 bags/minute. These sealers allow you to keep your hands free for quicker and more accurate sealing. The machines are also equipped with a plug-in timer. Once the timer is set, the sealer provides a consistently flat seal.

TISF Sealers are light blue in color. Depending on the model of the sealer, materials up to 24" wide with a 20 mil total thickness can be sealed. Distance from floor to sealing area is 30". The sealers include a 26" pedestal, a 2" base, adjustable work table, and adjustable foot control. Work table measures 12" x 5" while the adjusting plate measures 9 1/2" x 10". An optional 36" pedestal for standing operation is available. The manufacturer's replacement kit includes two elements.


Easy to Operate: Set the timer. Insert the bag between the two sealing bars and press down on the foot board. Hold down the foot board for an additional 2-3 seconds after the timer light goes off to set the seal.

	Size	Seal Width	Watts	Weight
TISF-302	12"	2mm	400	44/9
TISF-305	12"	5mm	600	47/9
TISF-452	18"	2mm	600	49/9
TISF-455	18"	5mm	900	49/9
TISF-602	24"	2mm	800	59/9
TISF-605	24"	5mm	1200	59/9



IT-863/RS-8

A 3-Line mountable imprinter is available.
 Seal and print in one single operation.
 Colors available: black, blue, white, red and gold.
One hole must be drilled on the upper jaw for imprinter attachment.



MFG 02 12 09.
 EXP 00.12 09.
 LOT 735B QD

Extra Long FOOT IMPULSE SEALERS

FEATURES

- Ideal for high volume sealing
- Plug-in electronic timer for variable control
- All metal construction
- Heavy duty
- No warm-up time
- Sits on rectangular base for stability

WN-Series Foot Sealers are ideal for extra-long high-volume poly bag sealing. Available in 30" and 35" lengths with a 2.7mm seal, the WN-Series foot sealers are capable of sealing 15-20 bags/minute. These sealers allow you to keep your hands free for quicker and more accurate sealing. Once the timer is set, the sealer provides a consistently flat seal.

Sealer is equipped with a 26" steel frame for added safety and stability. A height adjustable working plate is also included. The manufacturer's replacement kit includes two elements. An optional round element is available for seal and cut applications. A taller stand and tension rod is also available, adding 10" in height.

Easy to Operate: Set the timer. Insert the bag between the two sealing bars and press down on the foot board. Hold down the foot board for an additional 2-3 seconds after the timer light goes off to set the seal.



	WN-750F	WN-900F
Power Supply	110V / 400W	110V / 600W
Seal Length	29 ¾"	35 ¾"
Seal Width	2.7mm	2.7mm
Standing Height	33 ½"	33 ½"
Tray Dimensions	27.6" x 6.7"	29.5" x 6.7"
Tray Adjustment Height	Up to 6.5"	Up to 6.5"
Throat Depth	3 ½"	3 ½"
Dimensions	33" x 9" x 33 ½"	38 5/8" x 9" x 33 ½"
Weight	68lbs	75lbs

AUTOMATIC FOOT SEALER w/ HEAVY DUTY ELECTROMAGNET

Model: KS-FS-SERIES



Hands Free Operation

- Impulse Sealing – no warm up time needed
- Digital display
- Dual mode operation: auto or manual
- Foot switch allows a hands free operation
- Standalone unit with no need for table top
- Ships via LTL freight only

More Details:

The KS-FS Series automatic foot impulse sealers are ideal for high volume poly bag and other thermoplastic sealing. This sealer allows you to keep both hands free for quicker and more accurate sealing. The unit operates on impulse sealing and is controlled by a circuit board. The sealer is equipped with a digital display for easy timer settings. Once correct settings have been established, consistent seals will be maintained automatically. The KS-FS series are standalone automatic foot sealer which does not require a tabletop to place the sealer.

Set the sealing (heat), congealing (cool), and recycle (auto) time based on the thickness of your material. Once the settings have been determined, press A/M to initiate the automatic operation of your sealer. The sealer can also operate in manual mode using a foot switch.

Manufacturer's replacement kit includes 2 elements and 1 upper barrier cloth. Work plate also included.

Specifications:

	KS-FS455	KS-FS605	KS-FS805
Seal Length	17.7"	23.6"	31.5"
Seal Width	5mm	5mm	5mm
Voltage	110V	110V	110V
Power	1050W	1300W	1500W
Net Weight	75lbs	83lbs	88lbs
Gross Weight	118lbs	130lbs	136lbs
Dimensions	22" x 21" x 35"	28" x 22" x 35"	32" x 24" x 35"



Ideal for sealing thicker materials

- Single or double sealing switch selector
- Plug-in electronic timer for variable control
- All metal construction
- Heavy duty
- No warm-up time
- Sits on rectangular base for stability

More Details:

W-Series double impulse foot sealers are ideal for sealing thicker materials. Available in 12", 18", and 24" lengths with a 5mm seal width, the W-Series foot sealers are capable of sealing materials up to 20mil total thickness. Equipped with a single and double sealing selector switch provides this sealer with the flexibility of sealing various types materials. Depending on the thickness of the material, the user has the choice of one or two elements for top and bottom sealing.

Sealers are equipped with a steel frame for added safety and stability. A height adjustable working plate is also included. The manufacturer's replacement kit includes two elements. A taller stand and tension rod is also available, adding 10" in height. Working height is 30 ¼" but the extended standing tube provides a 42 ½" working height.

Easy to Operate: Set the timer. Insert the bag between the two sealing bars and press down on the foot board. Hold down the foot board for an additional 2-3 seconds after the timer light goes off to set the seal.

Features:

	W-300T	W-450T	W-600T
Power Supply	110V / 50Hz	110V / 50Hz	110V / 50Hz
Watts	1000W	1900W	2800W
Seal Length	11.8"	17.6"	23.4"
Seal Width	5mm	5mm	5mm
Standing Height	33 ½"	33 ½"	33 ½"
Tray Dimensions	12" x 6"	12" x 6"	12" x 6"
Tray Adjustment Height	Up to 6.5"	Up to 6.5"	Up to 6.5"
Throat Depth	1 ½"	1 ½"	1 ½"
Dimensions	13" x 14" x 34"	21" x 14" x 34"	26 ½" x 14" x 34"
Weight (lbs)	34 / 28	44 / 28	47 / 28

YC-Series Foot Sealer

WITH CUTTER

FEATURES

- Ideal for high volume poly bag and other thermoplastic sealing
- Capable of 15-20 seals per minute
- Allows the user to keep both hands free for quicker and more accurate sealing
- Seal width – 3mm
- Plug in timer to control sealing time needed for different materials
- Impulse seal – timer will automatically turn off
- Consistently flat seal



YC-Foot Sealers feature a sliding cutter and U-shaped sealing bar – an ideal sealer for poly tubing. The sealers are available in 18” and 24” with a cutting length of 15” and 21”, respectively. The seal width is 3mm. The unit is equipped with a rectangular steel frame stand. The manufacturers replacement kit includes two elements and a knife.

Foot operated sealers are ideal for high volume poly bag and other thermoplastic sealing. This sealer is capable of sealing 15-20 bags per minute. A foot sealer allows the user to keep both hands free for quicker and more accurate sealing. The sealer is also equipped with a plug-in timer. The timer controls the sealing time needed for different materials. Once the timer is set, the sealer will provide a consistently flat seal.

Easy to operate

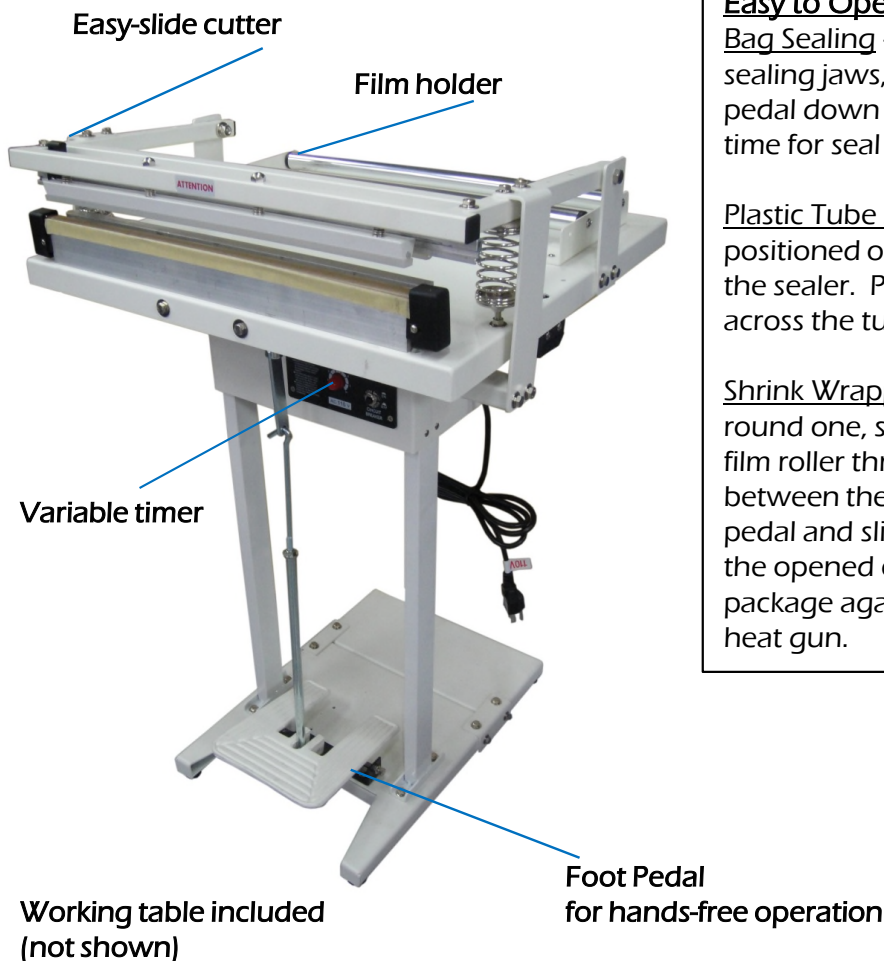
Set the timer. Insert the bag between the sealing bars, press down on the foot board and release after the timer light turns off. For a better seal, hold the pedal down for an extra 2 seconds after the timer light goes off.

SPECIFICATIONS	YC-450FC	YC-600FC
Power Supply	110V	110V
Watts	450W	600W
Seal and Cut Length	17.7” / 15”	23.6” / 21”
Seal Width	3mm	3mm
Weight	40lbs	48lbs
Dimensions (L x W x H)	20.5” x 8.3” x 34.6”	26.4” x 8.3” x 34.6”

W-Series Foot Sealer WITH CUTTER AND FILM ROLLER

FEATURES

- Ideal for high volume poly bag and other thermoplastic sealing
- Capable of 15-20 seals per minute
- Allows the user to keep both hands free for quicker and more accurate sealing
- Seal width – 5mm
- Can seal **and cut** materials up to 18" and 10 mil total thickness
- Plug in timer to control sealing time needed for different materials
- Impulse seal – timer will automatically turn off
- Consistently flat seal
- 24" model (WNR-600FC) available via special order



Easy to Operate:

Bag Sealing – Set the timer, insert the bag between the sealing jaws, press down on the foot pedal. Hold the foot pedal down for a few extra seconds to ensure enough time for seal to cool and set.

Plastic Tube Sealing – Set the timer, pull the film tubing positioned on the film roller through the sealing jaws of the sealer. Press down on the foot pedal, slide the cutter across the tubing and release after timer goes off.

Shrink Wrapping – Change the heating element to a round one, set the timer, and pull the shrink film from the film roller through the sealing bars. Insert the object between the folds of the film, press down on the foot pedal and slightly tear away the film from the sealer. Insert the opened edge of film between the jaws and seal the package again. Heat shrink the package evenly with a heat gun.

SPECIFICATIONS

Power Supply	110V
Watts	600W / 10 Amp
Seal and Cut Length	18" / 18"
Seal Width	5mm
Weight	95lbs

WNC2-Series Pneumatic **Impulse Foot-Operated**

FEATURES

- Available in any length – 12", 18", 24", up to 40"
- Single or double impulse sealing
- 2.7mm, 5mm, or 10mm sealing widths
- Open back frame allowing front-to-back pass thru capabilities
- Foot pedal cycle activation
- Work table included
- Pneumatically operated - quieter than automatic sealers
- Better sealing pressure vs. manual sealers
- External compressor not included - air usage requirements - 100PSI (3-5CFM)

Our **WNC2-series** of pneumatic foot sealers are all custom units tailored to you.

Provide us with the following specifications:

1. Sealing Length
2. Sealing Width
3. Single or Double Impulse Sealing

Sealing and congealing time are regulated and sealing pressure is consistent every time.

Manufacturer's replacement kit includes one element and one PTFE cloth.

