

## SDD3-100-275-A

**DINsafe Surge Diverter**

Use DIN compliant SDD Surge Diverters for distribution boards or for point of entry protection in small industrial and domestic applications. Installing two levels of surge protection, incoming and distribution boards, greatly increases the protection provided especially if there is a considerable distance between the two locations.

**All Mode Protection**

Protection is provided for all combinations of lines ensuring the maximum level of protection is achieved at all times.

**Thermal Sensing**

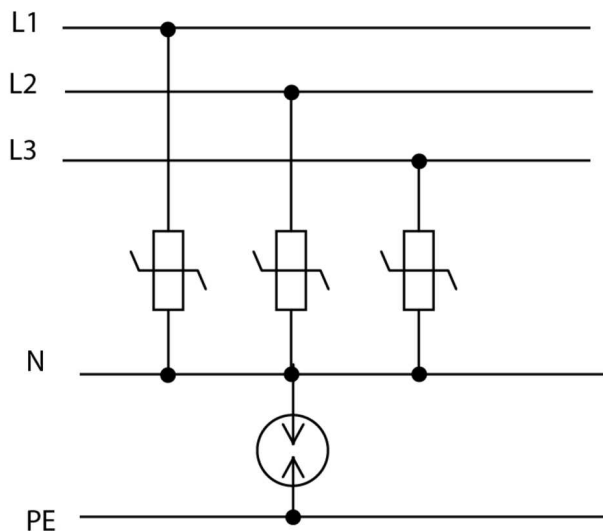
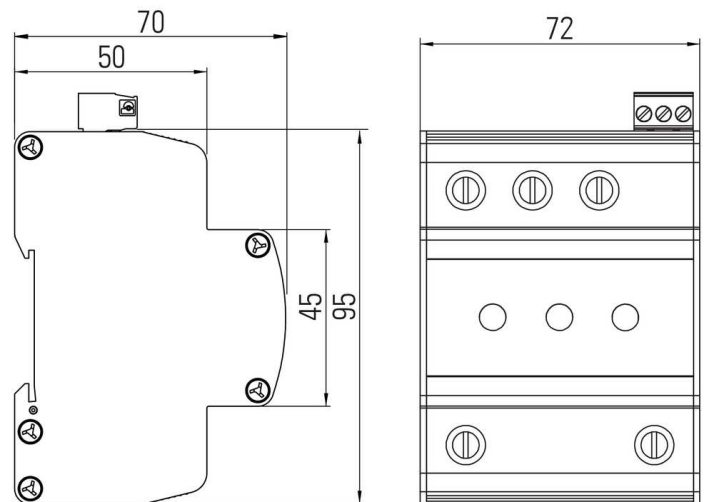
Sustained overvoltages can cause components to overheat and degrade. Thermal sensing warns of this condition without disconnecting the protection.

**LED Status Active Display**

An LED indicates that power is applied and the unit is healthy. An extinguished LED indicates that no power is present on the phase or that an internal overload has occurred.

**Safe Metal Enclosure**

Novaris power protection products are housed in safe, all metal enclosures. In the event of a prolonged overvoltage they will not catch fire or explode.





**Wiring****Dimensions****Standards**

IEC 61643-11:2011  
AS/NZS 1768:2007  
IEEE 62.41.2:2002  
UL 1449 3rd edition

SPD connected to low-voltage power systems - Type 1 & Type 2  
Low voltage SPD - Type 2  
Low voltage SPD - Cat B  
Low voltage SPD - Type 2

## Product Datasheet

## Electrical Specifications

Connection type		Shunt
Modes of protection		L-N, L-PE, N-PE
Number of ports		1
Number of phases		3
Location		Indoor
Nominal voltage	$U_0$	230VAC
Short circuit withstand level	$I_{SSCR}$	50kA
Maximum backup fuse		63A
Recommended SCB		SCB1-3-80
Earth leakage current	$I_{PE}$	<10 $\mu$ A




## Electrical (L-N) Specifications

Maximum continuous voltage AC	$U_C$	275VAC
Maximum discharge current (8/20 $\mu$ s)	$I_{max}$	100kA
Nominal discharge current (8/20 $\mu$ s)	$I_n$	40kA
Lightning impulse current (10/350 $\mu$ s)	$I_{imp}$	12.5kA
Voltage protection level (3kA 8/20 $\mu$ s)	$U_p$	<800V
Voltage protection level (In)	$U_p$	1400V
Response time	$t_A$	<25ns
Voltage withstand (5s)	$U_T$	335V
















## Electrical (N-PE) Specifications

Maximum continuous voltage	$U_C$	260VAC
Maximum discharge current (8/20 $\mu$ s)	$I_{max}$	60kA
Lightning impulse current (10/350 $\mu$ s)	$I_{imp}$	50kA
Nominal discharge current (8/20 $\mu$ s)	$I_n$	50kA
Voltage protection level (1kV/ $\mu$ s)	$U_p$	<1000V
Voltage protection level (3kA 8/20 $\mu$ s)	$U_p$	<1200V
Response time	$t_A$	<100ns
Voltage withstand (200ms)	$U_T$	1200V
Follow current interrupt rating	$I_{fi}$	100A

## Indication Specifications

Display		LED power and thermal failure
Alarm		SPDT power and thermal failure
Alarm isolation		4kV

## Mechanical Specifications

Minimum operating temperature		-40°C
Maximum operating temperature		85°C
Minimum operating humidity		5%
Maximum operating humidity		95%
Mounting method		TS35 DIN Rail
Environmental rating		IP20
Enclosure material		Aluminium
Enclosure finish		Black Powdercoat
Terminal capacity - power		16mm <sup>2</sup>
Terminal screw torque - power		2Nm
Terminal capacity - alarms		2.5mm <sup>2</sup>
Terminal screw torque - alarms		0.5Nm
Length		95mm
Width		72mm
Height		70mm

## Other Specifications

Product Code  SDD3-100-275-A

## Shipping Specifications

Weight		600g
Customs tariff		85363000, 85363010