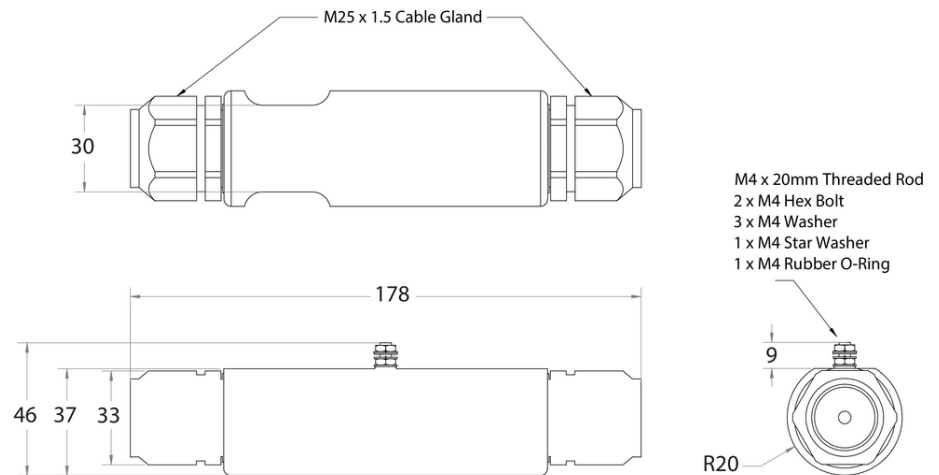


## Install Manual

# RJ45-1CAT6-EC90-IP67



## Dimensions

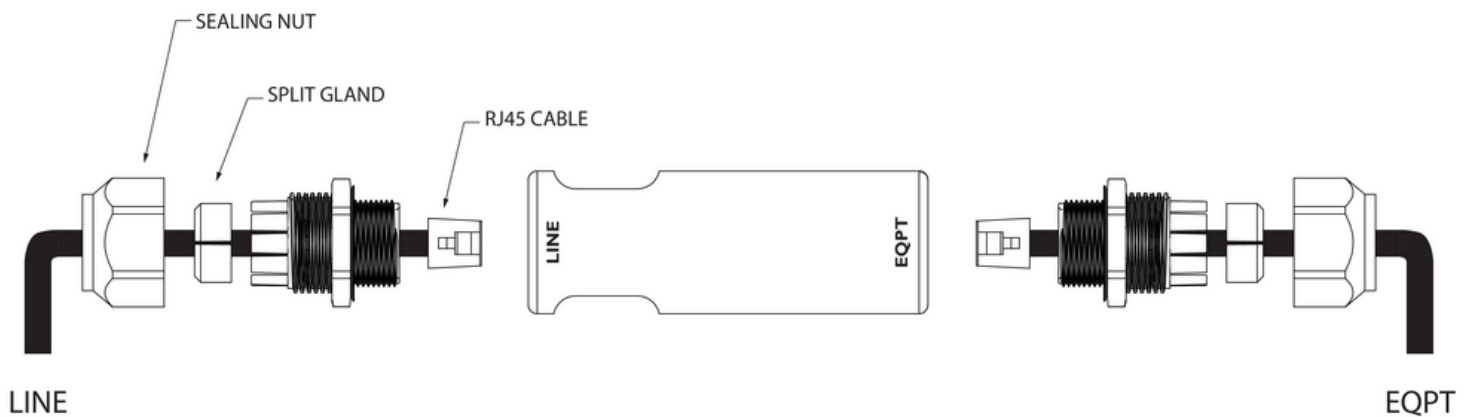


## Before Installation

Unscrew the two cable gland domed hexagon sections from each end of the housing. Thread the RJ45 plugs through the domed end pieces and plug them into the sockets inside the housing, noting that the equipment to be protected must be plugged to the end of the housing marked EQPT. Insert the split cable seal over the cable and push it home into the step in the housing. Tighten the two domed end pieces to effect a seal. When the glands are hand tight use two spanners to fully tighten each gland one by one. Use one spanner to hold the body using the flat sections and the other on the hexagon of the gland. The gland should be tightened firmly. Two adjustable spanners are best for this task.

The EC90 version of this SPD has an isolated earth connection and it is recommended that this is installed at the field end of the cable run in conjunction with a standard unit at the network switch/controlling end of the cable. This will eliminate any earth loop issues when screened cable is used.

## Installation



# Install Manual

## Cables

Note, this device must be used with outdoor type cables that are circular in cross section with outside diameters between 5.3 and 8.5mm. Use of cables outside these specification may result in moisture ingress.

## Mounting

After assembly of the unit it should be securely fastened to a suitable mounting location with no strain applied to the cables. Two 4mm width stainless steel cable ties are ideal for this.

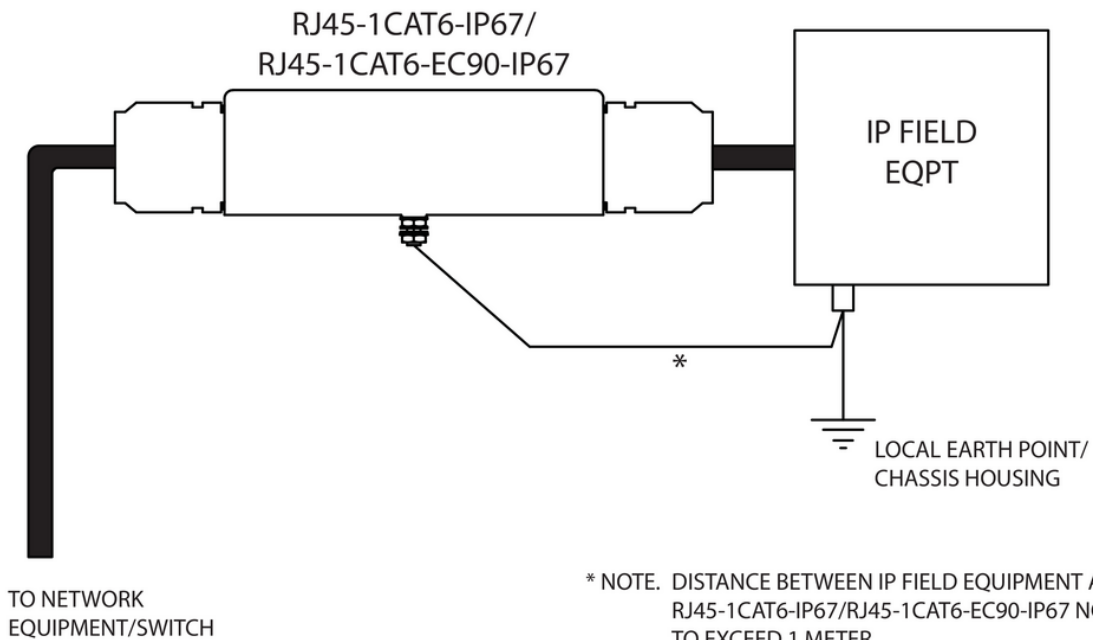
## Tools

1. Open ended spanners of 30mm and 33mm or two adjustable spanners of less than 16mm width required.
2. To disassemble the SPD, a Novaris screwdriver is required to release the clip on the RJ45 plugs.



SL-DRIVER

## Wiring



## Specifications

### Electrical Specifications

Connection type		Series
Number of lines		4 pair & shield
Modes of protection		Transverse & Common
Maximum continuous voltage (DC)	$U_c$	6V
Maximum discharge current (8/20 $\mu$ s)	$I_{max}$	5kA
Maximum common mode discharge current (8/20 $\mu$ s)		10kA

### Mechanical Specifications

Minimum operating temperature		-40°C
Maximum operating temperature		85°C
Minimum operating humidity		5%
Maximum operating humidity		95%
Earthing		90V isolation

### Shipping Specifications

Weight		180g
--------	--	------