




HC-1 Center Channel Owner's Manual



Features

High Definition

The HC-1 utilizes a controlled-directivity horn that gives excellent micro dynamics and imaging under real world conditions that few other transducers can match without the typical horn sound.

Wide Dynamic Range

The HC-1 is both efficient and high power handling. It provides effortless dynamics to handle high-definition audio programs and home theater.

Works Perfectly with Subwoofers

The HC-1 was designed specifically to work best in systems using a subwoofer or mid-bass module plus low-bass subwoofer.

***High-Definition Audio Speakers by HSU Research, Inc.
Designed and engineered in the U.S.A.***

A. UNPACKING

Carefully remove your new HSU speaker from its box, avoiding staples which can cause damage to the cabinet. If you discover damage, contact us and the shipper immediately.

Save your cartons – they are the best possible protection for your speakers should you ever need to move them.

B. PLACEMENT

Note: For optimum bass performance, the addition of a subwoofer, or a mid bass module plus a low bass subwoofer is highly recommended.

Positioning Your Subwoofer

See the subwoofer owner's manual.

Positioning Your Center Channel

For best imaging, the HC-1 should be placed close to ear level when seated. This may be somewhat limited by the position of the TV, since the center channel usually has to be above or below the TV. To the extent that the TV height is flexible, try to position the TV so the center channel speaker can be at the right height. If the position of the TV is fixed, place the center channel so it is as close to ear level as the situation allows. The HC-1 comes with a base that allows you to tilt it so the speaker aims at the listener.

If you are wall mounting the HC-1, it takes two 1/4"-20 mounting brackets. This would also allow you to tilt it so the speaker aims at the listener. Given its weight, use this method as a last resort. Since the center channel has rear-firing ports, leave at least 1" clearance at the back (Figure 1).

The HC-1 is magnetically shielded, so you can place it in close proximity to any TV.

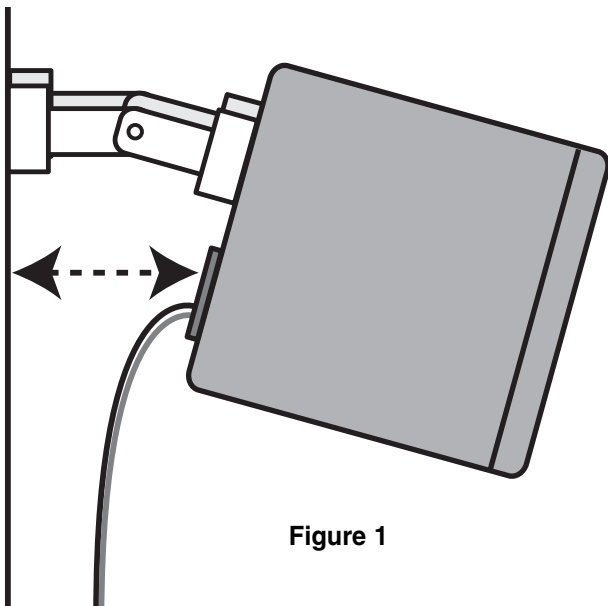


Figure 1

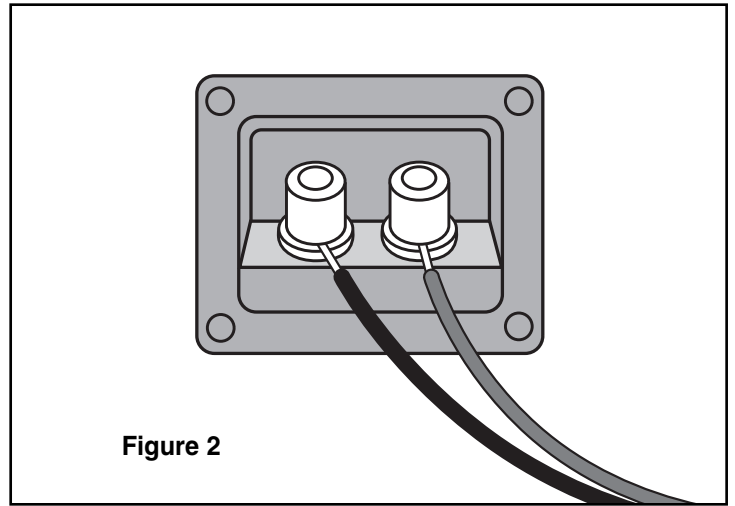


Figure 2

C. WIRING

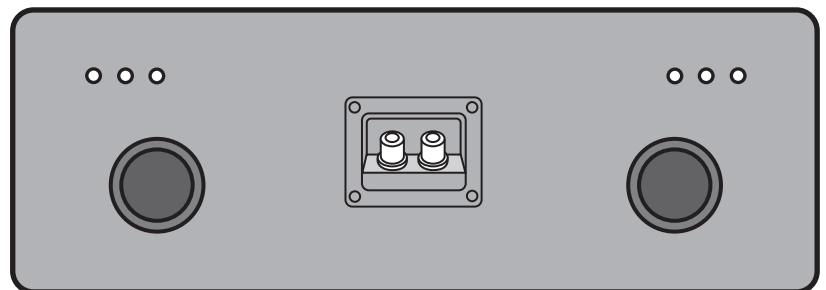
The HC-1s do not come with wires. We suggest getting 16 AWG for runs under 10 feet, 14 AWG for runs of 10 - 25 feet, and 12 AWG for runs of 26 - 50 feet.

Strip 1/2" of insulation from each end of the wire to expose the bare metal. Insert this into the 5-way gold plated binding posts on the back of the HC-1 (Figure 2). Alternatively, you can use banana plugs.

If you are connecting using bare wires, make sure the binding posts are tight, and no stray wires strands are causing a short.

D. SETTING UP

Most speaker wire is polarity coded. This means that each conductor is labeled either (+) positive or (-) negative. The (+) positive side may be a different color or texture than the (-) negative side. On the back of your amplifier, each channel is probably labeled (+) and (-) as well as color coded red for (+) positive and black for (-) negative. HSU speaker terminals are color coded red for (+) positive and black for (-) negative. Be sure to hook (+) to (+), (red to red), and (-) to (-), (black to black).



Back view

E. TROUBLESHOOTING AND SERVICE

We use components and designs of the highest caliber as a means of ensuring a long and trouble free life for your speaker. However, no amount of protection will prevent damage caused by defective associated equipment or extreme abuse.

If you have a problem, first try to determine if it is indeed a speaker problem. Determine whether the problem exists in more than one speaker. If it does, the problem likely originates in some other component in the system. If the problem is in the center channel only, try connecting the HC-1 to another channel on the amplifier. If the HC-1 now sounds fine, your problem is not in the HC-1. Once you have determined that you have a speaker problem, contact us at the location shown below for service. Please describe the problem in detail. We will decide on the most appropriate course of action.

F. SPECIFICATIONS

Woofers: Dual 6½" treated paper cone woofers with treated cloth surrounds, flat polycotton spiders and high temperature aluminum voice coils

Tweeter: Very high efficiency controlled directivity horn with aluminum diaphragm, neodymium magnet, and ferro-fluid cooled voice coil.

Crossover: Computer aided, final voicing by Dr. Hsu (i.e., fine tuning by Dr. Hsu to sound good to his ears)

Frequency Range: 60 - 20 kHz

Recommended crossover to subwoofer/mid bass module: 80 Hz

Sensitivity: 92 dB/1m/2.83V rms, half space

Nominal impedance: 12 ohms

Minimum impedance: 8 ohms

Enclosure type: Vented

Enclosure material: ¾" MDF

Dimensions: 8" H x 23" W x 10" D

(9.25 - 10" H with base, depending on tilt angle)

Net Weight: 21 pounds, **Shipping Weight:** 24 pounds

Recommended Amplifier Power: 10 - 250 W rms

G. HSU SPEAKER SYSTEM SEVEN YEAR LIMITED WARRANTY

If the speaker system proves to be defective in materials or workmanship within seven years from the date of the original customer's purchase, we will, at our option, repair or replace the defective product. If for any reason, we are unable to repair or replace a defective product within a reasonable time, we will refund your purchase price.

***DISCLAIMER**

THE WARRANTY STATED HEREIN IS IN LIEU OF ALL OTHER WARRANTIES, EXPRESS OR IMPLIED, INCLUDING MERCHANTABILITY AND FITNESS FOR PARTICULAR PURPOSE AND ALL OTHER LIABILITIES AND OBLIGATIONS OF HSU, ALL OF WHICH ARE EXPRESSLY DISCLAIMED. HSU HAS NOT MADE AND DOES NOT HEREBY MAKE ANY OTHER REPRESENTATION, WARRANTY OR COVENANT WITH RESPECT TO THE CONDITION, QUALITY, DURABILITY, DESIGN, OPERATION, CAPACITY, FITNESS FOR USE OR SUITABILITY OF THE SPEAKER SYSTEMS.

Exclusion of Certain Damages

HSU's liability for any defective product is limited to repair or replacement of the product at our option. HSU shall not be liable for incidental or consequential damages of any kind or character because of product defects. Some states do not allow limitations on how long an implied warranty lasts and/or do not allow the exclusion or limitation of incidental or consequential damages, so the above limitations and exclusions may not apply.

This Warranty Does Not Cover:

- Damage caused by abuse, accident, misuse, negligence, or improper operation.
- Products that have been altered or modified.
- Any product whose serial number has been altered, defaced, or removed.
- Normal wear and maintenance.
- Damages caused by shipping. (All claims for shipping damage must be made with the carrier.)

Warranty Service

Warranty repairs can only be performed by HSU Research. As soon as the problem is found, contact us for instructions and information.

All warranty repairs must be accompanied by the original bill of sales. No other document is acceptable or is required. This warranty gives you specific legal rights, and you may also have other rights which vary from state to state.

Due to our continual efforts to improve product quality as new technology and techniques become available, HSU reserves the right to revise its Speaker Systems specifications without notice.

HSU
RESEARCH

HSU Research
3160 E. La Palma Avenue #D
Anaheim, CA 92806
1-800-554-0150
HSURESEARCH.COM