



TROUBLESHOOTING

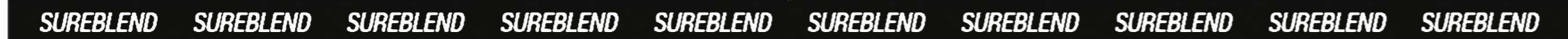
Charging Indicator	Flashing red light = Charging Green light on = Fully charged
Power Bank On	Click once, Green light = On Auto turn off after 30 Seconds
Low Battery	Red light flashes and buzzer sound 6 times.
Unlock Blender	Hold button for 3 seconds until buzzer sounds once, to allow blade activation. (This will auto lock after 1 minute of non use and will have to be unlocked again to operate the blender function)
Motor Activation	Start Blade: Double click, green light on, buzzer sounds once, blade starts (Blade auto stops after 30 seconds) Stop Blade: Double click, powers off, blade stops.
Safety Sensor Check	Buzzer sounds once, Red/Green light flash once. Base and cup aligned correctly.
Safety Sensor Alert	Tighten cup body; Red/Green light flash and buzzer sounds once. Un-tightened cup body; Red/Green light flash 3 times.
Blade Obstructed	Red light on, buzzer sounds 4 times.

SUREBLEND

SUREBLEND LIMITED

+44 (0) 1953 665566 SALES@SUREBLEND.CO.UK WWW.SUREBLEND.CO.UK

SUREBLEND LIMITED, MAURICE GAYMER ROAD, ATTLEBOROUGH, NORFOLK, NR17 2QZ, UK



SUREBLEND

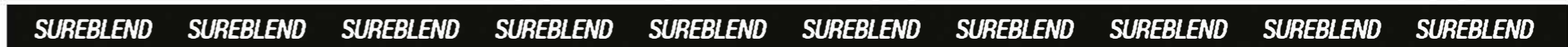
INSTRUCTION MANUAL




CE Certified



WARNING: KEEP OUT OF REACH OF CHILDREN. KEEP FINGERS AWAY FROM BLADES



WARNING: KEEP OUT OF REACH OF CHILDREN. KEEP FINGERS AWAY FROM BLADES



UNPACKING YOUR SUREBLEND

- Charge for at least 3 hours before your first use. The Sureblend comes apart into 3 sections; lid, middle cup and battery/base. Wash the Sureblend before use but DO NOT submerge the base/battery in water. Just wipe over with a damp cloth. Take care when cleaning the blade as it is very sharp.

USING THE CHARGER

- When charging your device, the light on the base will remain green.
- When charging the base/battery, the light will flash red. When it is fully charged the light will turn green.
- If there is no light indication when you are trying to charge your USB device or the battery/base, this may indicate that the cable is not connected properly, or the cable could be faulty.
- If you don't use the Sureblend over an extended period, it is strongly recommended that you recharge the battery before use to ensure you get maximum power/battery efficiency.

POWER BANK

- Once you have connected your device via the Type C, simply press the power button once to begin charging of your device.
- 3200mAh rechargeable power bank battery.

SPECIFICATIONS

Battery	Li-Polymer Battery
Battery Capacity	3200mAh
Motor Speed	13,000 RPM
Input/Output Voltage	5V1A
Capacity	800ml
Material	Food Grade PP
Blade Material	SUS304