



TRUE IDENTITY

A 4-week study on what it means to be human, gender, sin, and finding our true identity in Christ alone.

There is much confusion today about what it means to be a person made in the image of God. The world is redefining everything, but the truth of God and His Word never changes. In this study we'll look at some of the big issues of our day surrounding men and women, but instead of listening to what the world is saying, we'll keep our focus on God and what He is saying. These lessons will lay a foundation for continuing conversations between parents (and teachers) and children as they see the huge divide between the world's message and God's message.

The goals of this series are:

1. for children to see the inherent value in all people.
2. for children to know what it means to be an image bearer of God.
3. for children to understand that God never makes mistakes and it is good that God made us male and female.
4. for children to be reminded that everything in the world was destroyed by the fall.
5. for children to see the hope of the gospel.
6. for children to learn that our true identity is found in Christ and not in trying to figure out who we are.

True Identity Series Outline:

- Perfectly Made by God
 - Text – Genesis 1-2
 - Made in God’s Image
 - Main Point – God made people to reflect Him
- Perfectly Made Male and Female
 - Text – Genesis 1 & 2 and Ephesians 5
 - Men and Women both made in God’s image for differing roles
 - Main Point – God created men and women differently from the rest of creation
 - *Note: this lesson deals with Biblical gender roles from a complementarian viewpoint based in creation*
- How it was Destroyed
 - Text – Genesis 2-3
 - The Fall
 - Main Point – everyone has sinned and gone against God’s perfect plan
- Finding Our Identity in Jesus
 - Text – Luke 19
 - Jesus Calls Zacchaeus
 - Main Point – God makes people new in Jesus

Theme Verse

“So God created man in his own image, in the image of God he created him; male and female he created them.”

Genesis 1:27 (ESV)

*All Scripture references in the WORD file are taken from the ESV version of the Bible.
[In the teaching material files you will find posters and teaching printables in ESV, NIV & KJV]*

Each lesson contains the following:

- Introductory Activity
- Large Group Worship Time
 - Welcome activity
 - Study God's Word – teaching materials for the Biblical text
 - 3 songs
 - Prayer
- Small Group Lessons (2 options – ages 5-8 and ages 8-12)
 - Review
 - Application
 - Memory Verse
 - Prayer
 - All necessary printables and resources
- Parent Pages – ideas for follow up and continuing the conversation at home



Dear Parents,

Over the next 4 weeks, your child will be embarking on a journey to discover what the Bible says about who we are as people. This is a timely study with all that the world is throwing at our children when it comes to identity. It seems that these days anyone can claim to be anyone they want. The world is doing what it's been doing since the very beginning and exchanging truth for lies. Instead of focusing on all of the lies out there, we're going to focus on the truth of the Bible, the truth of God's character and the truth of the Bible.

Here is the outline for the series:

- [Perfectly Made by God](#)
 - Text – Genesis 1-2/ *Made in God's Image*
 - Main Point – God made people to reflect Him
- [Perfectly Made Male and Female](#)
 - Text – Genesis 1 & 2 / *Men and Women both made in God's image for differing roles*
 - Main Point – God created men and women differently from the rest of creation
- [How it was Destroyed](#)
 - Text – Genesis 2-3 / *The Fall*
 - Main Point – Sin always results in separation from God, harm, ruin and death
 -
- [Finding Our Identity in Jesus](#)
 - Text – Luke 19 / *Jesus Calls Zacchaeus*
 - Main Point – God makes people new in Jesus
 -

This series will HINT at some big issues in today's world: authority, truth, gender (male & female), gender roles, identity, but the lessons focus 100% on the Bible and how God's Word speaks to the identity of people made in His image. Only hinting at the world's view in the lesson isn't to hide from it, but instead to give you (as parents) the spring board for conversations at whatever depth your individual children are. Hopefully these lessons will open the door for age-appropriate conversations about what is happening in the world and how it is opposed to the truth of God's Word. On the following page you will find some talking points to help you navigate these conversations with your children when they arise.



PERFECTLY MADE BY GOD



PERFECTLY MADE BY GOD

Theme: God's Perfect Design

Memory Verse: "So God created man in his own image, in the image of God he created him; male and female he created them." Genesis 1:27

Bible Story: Made in God's Image – Genesis 1-2

The Point: God made people to reflect Him

INTRODUCTION ACTIVITIES (CHOOSE ONE) – 5-10 MINUTES

GAME - Mirror Time

WHAT YOU NEED: nothing needed

As kids arrive, tell a few of them that they need to start imitating or mirroring the next kid who joins the group. Just hang out with the group and chat about the previous week all the while imitating that one group member. Continue until that kid notices that people are copying him. Then, have the kids pair up and face their partner, encouraging one to do something and the other to mirror them.

SAY: "This morning in large group we'll be talking about being created to mirror or imitate someone and who we were created to mirror."

Take your group to Large Group Time.

OR

CRAFT - Make a Mask

WHAT YOU NEED: mask supplies (see teaching file)

To keep with the superhero theme, consider making masks for a craft activity. Mask templates and instructions are included in the teaching printable file.

Large Group (25-35 minutes)

Welcome

“Welcome! You may have noticed some capes and masks around the room today and are probably wondering what’s going on. Maybe these questions and clues will help you out:

- (Put on a mask) – What can you not see? *Masks hide part or all of my face*
 - (Put on a cape) – If you had never met me before, what might you think of my identity? What might you think that I do? *I’m likely a superhero (or at least someone pretending to be one) and I’m here to save the day.*

When we see a cape and mask, we know the IDENTITY of the person in front of us. They are a superhero. But do we really know them? Do we know their true IDENTITY? No, we only see what they want us to see, we don’t know what’s hidden behind the mask and costume.

If you listen carefully to what’s being said in music and movies and social media and even conversations at school, there are some topics that seem to come up a lot. One of those is IDENTITY.

- *Who are you?*
- *Who am I?*
- *Who gets to decide who I am or who you are?*

In the next 4-weeks we’re going to look at the question of identity and discover who we are according to God.

So, let’s jump right in.... How many of you guys looked in a mirror this morning? So, you should all know exactly what you look like, right?

We’re going to play a little game to make sure you know what you look like. Since there are a lot of us in here this morning, we’re going to have to be quick and careful about playing this game. I want everyone to stay right where you are and then I’m going to make a bunch of statements. If the statement I make is true about you, I want you to stand up and remain standing.

(Make a bunch of appearance statements- starting with a few people standing, until everyone is standing up.... Wearing red, hair in ponytail, has dark hair, wearing green, wearing a nametag, smiling, etc.).

Worship Time

“Since we’re all standing up, I think the best thing we can do right now is to take some time to focus on God. What’s the word we use when we talk about focusing 100% of who we are- all of our minds, all of our hearts and all of our strength on God? Right, it’s called worship.

I need 3 volunteers to read some verses that talk about worshipping God.

- *Psalm 29:2- -Ascribe to the LORD the glory due his name; worship the LORD in the splendor of holiness.*
- *Psalm 95:6- - Oh come, let us worship and bow down; let us kneel before the LORD, our Maker!*
- *Psalm 100:2- -Serve the LORD with gladness! Come into his presence with singing!*

Let's do what these verses said and sing joyful songs, let's be glad about the opportunity we have to worship God, let's give Him the glory that only He deserves as we sing this morning and sing songs that remind us of the great truths of who God is and what He has done. Let's start by reminding ourselves that God is eternal and that He never changes.

Forever God – Sovereign Grace Kids

That song reminds us that God never changes, that He will always be the same and that He always keeps His promises. One of the greatest promises that God ever made to His people was to send Jesus to earth to take the punishment that we deserved and die in our place on the cross. Let's sing a song that reminds us of those truths.

Savior – Seeds Family Worship

Before jumping into our Bible lesson, let's sing a third song as a preview of what we'll be talking about today.

God Made Me and You – Shai Linne

Study God's Word

"Before singing we were talking about looking in the mirror, which may have seemed a little odd and random to you this morning, but I promise I had a point and it'll all become clear in a few minutes. When you look in a mirror, what do you see? Right, you see yourself. But is that you in the mirror? No, it's your reflection, or an image of you.

Have any of you watched a baby sitting in front of a mirror? They smile at the other baby and the other baby smiles back. They reach out to touch the other baby and the other baby reaches out for them. Babies can sit for a long time fascinated by a mirror and the other baby inside the mirror. Now that we've all grown up, we've looked in mirrors enough to know that the image is just a reflection. No one in this room would be fooled into thinking that the image in a mirror was another person, would you? But let's think about the image that we see when we look in a mirror. When I look in this mirror (*hold up mirror*) I see myself... my eyes and nose and hair and what clothes I'm wearing today. I see an image of myself...an image of what I look like on the outside.

This morning we're only going to talk about 2 verses right in the beginning of the Old Testament. The verses we're going to read happens on the 6th day of creation. In the other days of creation, when God made the plants and the fish and the birds and the land animals, the Bible says that He made each of those things according to their kind...example... all trees are alike as trees, but there are different kinds- orange, mango, palm, fir, oak, etc.

Now that we're caught up, I need a boy to stand up and read Genesis 1:26-27. So, according to those verses, whose image are we made in? Right, God's...

(have the boy who read the verse come up and look in the mirror). So, according to those verses, God must be a.... (describe the boy - -8-year-old boy with brown hair and brown eyes and a big smile). If you are those things, then stand up- you guys must look like God.

Wait a second, that can't be what those verses mean. Those verses can't be saying that we are made to have the same outside image as God- or else we'd all look alike. And, we know from other verses, like John 4:24 that God is spirit- He doesn't have a body. So, what could these verses mean?

Those verses mean that God made people to be like Him, to look like Him on the inside, to do the things He does, think the things He thinks, love people the way He loves people, and live the way He lives. Most importantly, God made us to be perfect just like He is perfect. And God made us to show Him to everyone around us. Just like a mirror shows us our image, we are made to be mirrors to show God to the world. And at the very beginning, people were a very good reflection or image of God, but then something happened that kept people from being able to perfectly reflect God. People sinned. Adam and Eve used the brains and ability to make choices that God had given them to choose to disobey God. We're going to talk more about that in a couple of weeks. Romans 3:10-12 tells us that every single person since Adam and Eve has made the same choice- the choice to turn away from God and sin.

If we're supposed to be images of God, but we've all sinned, how can we ever really reflect God to people around us? Well, we can't do it by ourselves, but because Jesus died on the cross and came back to life 3 days later, we can be made perfect reflections of God once again. The Bible tells us that when we believe in what Jesus did in our place and ask Him to be in charge of our lives and live our lives so that we are following Him, that He will transform (or change) our hearts so that we'll become more like Him and become the images or reflections of God that we were made to be.

That's the good news. God made us to be His reflection. He wants us to reflect Him to the world, so that when people see us, they see Him. And He is the one who transforms our hearts so that we can be true reflectors of Him. There is absolutely nothing we can do on our own to be true and perfect images or reflections of God, but when Jesus came to earth, lived a perfect life, died and rose again three days later He provided the one and only way for us to be forgiven of all our sins and for God to transform His people into the perfect reflections we were created to be in the first place.

Before we go to our small groups, let's sing a song that reminds us of that truth. This song reminds us that God made the world and that through Jesus dying on the cross in our place, God makes His people new so that we can worship Him and reflect Him.

Almighty Creator – Sovereign Grace Kids

Pray

Let's pray.

"Dear God, thank you for making people in your image. Help us to see how we've messed up and gone against your plan. Teach us what it means to be your follower. Help each of us to learn to trust you and follow you and believe in you. Thank you that when we are following you that you do the work of transforming us into images of you. Help us to reflect you to the world around us, so that when people see us, they see you. In your name I pray, Amen."

Dismiss kids to small groups.



PERFECTLY MADE BY GOD

Small Group (10 - 45 minutes)

Younger group – ages 5-8

Before the Session:

- Image of God Portraits - one piece of blank paper per kid, crayons, markers and Bibles
- Mirror Prayer - nothing needed

Mirror Game – nothing needed

Mirror the Verse – one verse page for every 4-5 kids, Bibles

Does that Image God? - a roll of masking tape and one set of “Image of God” cards

1. Image of God Portraits (Review and Application)

WHAT YOU NEED: one piece of blank paper per kid, crayons, markers and Bibles

As kids come back from large group, start out by having one of the kids read Psalm 8:3-5. *[or if your group is all non-readers you read to them]*

Chat briefly about how when you look at big things in creation that people don't seem like much compared to stars or mountains or sunsets, but that God created us for the special purpose of reflecting Him to the world and therefore in God's eyes we are the most important part of His creation.

Give each kid a piece of blank paper and ask them to quickly draw an image (or a picture) of themselves. As they work, read through the following truths about God's creation of humans...

- People were the last part of God's good creation. He made us last and made us special.
- God made people to reflect Him to the world; we were made in His image.
 - Because God made people in His image, He gave people a special job and gives people authority over the rest of creation.

- We need to remember that we're not important because of anything inside us, but that we're important because we were made to be in relationship with God.

Once you've reminded the kids of these truths about being human, have them add things to their "images" to show or reflect the image of God. Remind them of large group time and what a true reflection of God should look like. Encourage them to add things to their drawings that would be indicative of someone who is reflecting God

(you may need to prompt especially the younger kids with some ideas.... speaking the Gospel, reading a Bible, being kind and loving to people who might otherwise be hard to love).

As kids work, make sure they understand (and that you repeat often) that doing these things doesn't make you a Christian, but that these are the kinds of things that Christians do. These are the kinds of things that images of God do. Remind them that the only thing that makes someone a Christian is turning away from their sin and turning to Jesus for salvation.

Use the following discussion while kids work.

SAY: "Obviously when God said He would make man in His image He didn't mean that we would look like God on the outside, but instead that our hearts should reflect Him to the world around us. When people look at someone who is following Jesus, they should see Jesus. So, based on what we heard in large group, what do we have to do to be a perfect reflection of God? Right, there's nothing we can do on our own- it takes God working in our lives to transform us into His perfect reflection. This week, every time you see a mirror take a quick look into it and think about what you need to be to show the image of God. Ask God to help you show His image to those around you this week. And each time you see a mirror, remember that you are

[THE POINT] God made people to reflect Him."

[Heart to Heart] Share with the kids in your group one example of what it looks like in your life to reflect the Gospel in your everyday life...maybe in talking to a friend or in parenting or even how you choose to do business. Make sure that in your example you also clearly remind the kids of the truths of the Gospel (God made the world, man sinned, Jesus died in our place for all who would repent and turn to Him) and how it fits in with the situation. Showing the kids how the Gospel is lived out in your everyday life will help them to see how the cross impacts all areas of life.

2. Mirror Prayer (Prayer)

WHAT YOU NEED: nothing needed

Have kids sit with you in a circle. Tell the group that they are going to be your mirror. Do a few hand motions for them to imitate, and say a few random things for them to imitate. Then, fold your hands, bow your head and close your eyes encouraging them to imitate. Say a prayer thanking God for making us in His image and for teaching us about Him. Say the prayer a few words at a time so that the kids can mirror your prayer. The prayer should be focused on praising God for His work and thanking Him for creating us.

SAY: "It's so great to have a chance to all pray together and thank God for making us in His image. Each time you see a mirror this week, say a brief prayer thanking Him for the truth that we've been talking about today, that

[THE POINT] God made people to reflect Him."

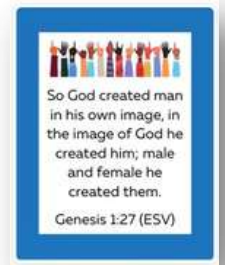
Additional Activities for longer class times or if using lesson over two teaching periods

3. Mirror Game

WHAT YOU NEED: nothing

If you have extra time before the parents arrive, or if the kids in your group are getting restless at any point in the lesson, throw in a few minutes of the mirror game. Either have kids find partners and one kid do actions that the other child mirrors or play as a whole group with you doing random actions and the kids mirroring you.

SAY: "I love it when we get to play and laugh together. That reminds me that even though we're all very different, one thing we have in common is that we are all made by God and we all know the truth that *[THE POINT]* God made people to reflect Him. This afternoon, ask your mom or dad if you can teach them a new game and play the mirror game with them. While you play the game, tell them how you learned today that *[Impress]* God made people to reflect Him."



4. Mirror the Verse (Memory Verse)

WHAT YOU NEED: one verse page for every 3-5 kids, Bibles

Introduce the memory verse for this unit (Genesis 1:27). Have the kids look up the verse in their Bibles and read it together and/ or read it phrase by phrase. Talk about how his verse reminds us of what we've been talking about this morning, that we were made in the image of God.

Tell the kids that just like they mirrored your prayer, that now they're going to mirror each other and say the verse together. Have kids sit in rows with 3-5 kids in each row. Hand the verse page to the first kid in each row. They will say the first few words of the verse, hand the page to the next kid who will say the same words, all the way down the line. Then the last kid will come to the front of the row and say the next few words, pass the page for everyone else to say the next few words, etc. Play continues until the whole verse has been said by each person in the group. Once all the groups have finished saying the verse, have the whole group say the verse together a couple of times.

If you have non-readers, you can work your way down the line saying each section with the next child and having the others repeat after you. And, with younger kids it can be very helpful to learn motions for the verse.

So God – point up

created – fist on top of each other pounding

man – point to self

in his own image, - hold up pretend mirror

in the image of God – hold pretend mirror up

he created him; - point to self



male and female – 2 fingers up
he created them – fist on top of each other pounding

Say: “Our verse for the unit reminds us clearly that we were made in the image of God. *[THE POINT] God made people to reflect Him.*”

5. Does That Image God? (Review and Application)

WHAT YOU NEED: a roll of masking tape and one set of “Image of God” cards

*** If you have multiple groups in the room, you can do this as a classroom wide activity. If so, individual groups should link arms and compete against each other

Mark two lines on the floor with masking tape, about ten feet apart. Have kids line up, side-by-side behind one of the lines, and link arms. As you read the “Image of God cards,” guide the kids to decide if the action shows the image of God or not. If it does, they all take one small step forward as a group. If it doesn’t, they all take one step back. The goal is to make it past the other line.

SAY: “This week, as you go through your days at school, at home, with your family and your friends ask yourself with each thing you choose to do if you are reflecting God or if the people around you are just seeing you. Take some time to think about things you could do, or things you could say that would reflect the image of God to the people you know and help them to know more about who God is and what Jesus did when He died on the cross. In everything we do, we need to remember that

[THE POINT] God made people to reflect Him.”

[Heart to Heart] Remind kids that the point of reflecting God to the world around them is for everyone everywhere to hear the Good News, or the Gospel, about Jesus. Have one of the kids in the group remind you what the Gospel is. Fill in any gaps in their explanation, reminding kids that it’s important to tell people the whole Gospel. Give an example of someone not telling the whole Gospel...it’s not enough to tell people that Jesus died on the cross and rose again if we don’t tell them why- we need to tell people that Jesus died on the cross because all people have sinned and when Jesus died on the cross, He took the punishment that we deserve for our sin, so that God’s people could be forgive of their sin. As you go through this activity and discussion, make sure kids are clear on the truth that acting like a Christian doesn’t make someone a Christian....EX: you can obey your parents without believing in Jesus, but when you believe in Jesus, you’ll want to obey your parents.

Conclude the session with a review and prayer.

Close the session with a brief review and a time of prayer with the kids in your group.



PERFECTLY MADE BY GOD

Small Group (30 - 40 minutes)

Older group – ages 8-12

Before the Session:

Mirror Time – one set of 'mirror time' cards & Bibles

Chain Prayer – nothing needed

- Discussion Questions needed
- Image of God on pairs of paper per kid, crayons, markers and Bibles

Transformer Verses - "Transformer Verse" pages, Bibles, markers, crayons, pencils, etc.

1. Mirror Time (Application)

WHAT YOU NEED: one set of 'mirror time' cards, Bibles, coins/ money

Divide the kids into pairs (or divide evenly into 4 groups) and give each pair a "Mirror Time" card. Give the pairs/ groups 3-5 minutes to figure out a way to act out the scene on their card in a way that would show someone reflecting God in the situation and someone not reflecting God in that situation. After all the pairs have had a chance to act out their scenes, bring the groups back together to show their scenes to the rest of the group and discuss how God was or was not being reflected in each scene.

After playing the game, read Luke 20:21-25. Talk about how the religious leaders were trying to trap Jesus, but He used a coin to teach a really huge truth about people being image bearers of God. Show kids a couple of coins or bills and talk about why different people's faces are on them (depending on where you live it's most likely a former president or the current king or ruler). Explain that these faces on the money remind us that the money belongs to the government. Explain that these are images of the ruler of the land. Then ask whose image are people made in. Explain that this means that God's "image" or "likeness" is imprinted on each of us and 2 things are true because of that: (1) God made us and gave us His image, and (2) because God made us, we belong to Him (and are who He says we are).



[Heart to Heart] As you go through the scenes with the kids, make sure to emphasize the truth as a follower of Christ our actions should be flowing out of what's in our hearts and that acting like a Christian (doing the right thing) doesn't make us a Christian; we can only be saved by God's grace through faith in Jesus (Ephesians 2:8-9).

When you look in the mirror you see yourself, right? So, if God made us to be His reflection to the world, what should people see when they see someone who claims to be a follower of His (a Christian)? As you watched your friends acting out their scenes of reflecting God, what are some of the ways that you saw them reflecting God? Reflecting God isn't something that we can do on our own, but we can pray and ask God to help us remember that *[THE POINT] God made people to reflect Him* and ask Him to give us new hearts that desire to reflect Him."

2. Chain Prayer (Prayer)

WHAT YOU NEED: nothing needed

Lead kids in a chain prayer. Ask kids to sit in a circle. Start by saying a brief sentence prayer asking God to remind you this week that *[THE POINT] God made people to reflect Him*, or to show you how to reflect Him in certain situations this week. Then "pass" the prayer to the person on your left by giving a hug, a high-five, etc. That child will then pray a sentence prayer and pass it on. Continue until the prayer returns to you. Close the prayer by praying for each child by name and asking God to show them how they can reflect Him to the world around them this week. Pray that kids in the group would have opportunities to tell their friends what they learn about God at church and to reflect Him in their choices, actions and attitudes.

Discussion Questions:

- 1 We've talked today about how every person is made in God's image. If we believe this, how should we think about all people – even those who are different from us?
) What is different about how 'the world' speaks of people who are different from us, versus how God speaks of the pinnacle (top) of His creation?
- 2 How can you be a good "image" of God this week at school or in your home?
When and where is it hard to "image" God to the world?
)
- 3
)
- 4
)

Additional Activities for longer class times or if using lesson over two teaching periods

3. Image of God Portraits (Review and Application)

WHAT YOU NEED: one piece of paper per kid, crayons, markers and Bibles

Have one of the kids in the group read Psalm 8:3-5. Chat briefly about how when you look at the majesty of creation that people don't seem like much compared to stars or mountains or sunsets, but that God created us for the special purpose of reflecting Him to the world and therefore in God's eyes we are the pinnacle of His creation.

Give each kid a piece of blank paper and ask them to quickly draw an image (or a picture) of themselves. As they work, read through the following truths about God's creation of humans...

- People were the last part of God's good creation. He made us last and made us special.
- God made people to reflect Him to the world; we were made in His image.
 - Because God made people in His image, He gave people a special job and gives people authority over the rest of creation.
- When you look at the story of creation, the creation of people is given in the most detail, which shows the importance of people in creation, but we need to remember that we're not important because of anything inside us, but that we're important because we were made to be in relationship with God.

Once you've reminded the kids of these truths about being human, have them add things to their "images" to show or reflect the image of God. Remind them of large group time and what a true reflection of God should look like. Encourage them to add things to their drawings that would be indicative of someone who is reflecting God (*you may need to prompt with some ideas.... speaking the Gospel, reading a Bible, being kind and loving to people who might otherwise be hard to love*).

As kids work, make sure they understand (and that you repeat often) that doing these things doesn't make you a Christian, but that these are the kinds of things that Christians do...and could be fruit (evidence) that someone is a Christian. Be clear on the gospel and the truth that God remakes people from the inside out and gives them a new heart. Remind them that the only thing that makes someone a Christian is turning away from their sin and turning to Jesus for salvation.

Use the following discussion while kids work.

SAY: "Obviously when God said He would make man in His image He didn't mean that we would look like God on the outside, but instead that our hearts should reflect Him to the world around us. When people look at someone who is following Jesus, they should see Jesus. So, based on what we heard in large group, what do we have to do to be a perfect reflection of God? Right, there's nothing we can do on our own- it takes God working in our lives to transform us into His perfect reflection. This week, every time you see a mirror take a quick look into it and think about what you need to be to show the image of God. Ask God to help you show His image to

those around you this week. And each time you see a mirror, remember that you are *[THE POINT] God made people to reflect Him.*"

[Heart to Heart] Share with the kids in your group one example of what it looks like in your life to reflect the Gospel in your everyday life...maybe in talking to a friend or in parenting or even how you choose to do business here in our city. Make sure that in your example you also clearly remind the kids of the truths of the Gospel (God made the world, man sinned, Jesus died in our place for all who would repent and turn to Him) and how it fits in with the situation. Showing the kids how the Gospel is lived out in your everyday life will help them to see how the cross impacts all areas of life. Make sure that you're clear in explaining that the things you do are evidence of an internal change in your heart because of your belief in Jesus.

4. Transformer Verses (Scripture Search)

WHAT YOU NEED: "Transformer Verse" pages, Bibles, markers, crayons, pencils, etc.

Give each student a copy of the "Transformer Verse" page. Tell kids to individually look up and read the 4 verses and each choose one of the verses, without telling the rest of the group which verse they chose and use the space in the middle of the page to illustrate the verse. They can either draw a picture that illustrates the verse or write the verse in word pictures. Give the kids time to work on their pictures and then have a chance to show their pictures to the rest of the group so that the group can guess which verse they chose and then discuss all the verses as a group. Spend time reading through the 4 verses as a group and talking about what they mean. You may want to spend some time reading and thinking through these verses this week to be prepared to discuss them with your small group. The four verses are - Colossians 3:10, Hebrews 1:3, 2 Corinthians 3:18 and Colossians 1:15.



[HEART TO HEART] Tell the kids about how God has transformed your life since you became a Christian. Give specific examples if possible, of how you see your life reflecting Christ now in ways that your life used to be opposed to Christ (please keep your illustrations age appropriate).

SAY [THE POINT] God made people to reflect Him. As you learn more and more about who God is, it's amazing to really think about the truth that it also amazes me to think that God takes dirty, messed up sinners and transforms them into a new creation who can then reflect God to the world around them." [Heart to Heart] Read Romans 3:10-12 & 23 and talk about the sinfulness of man without Christ and then Romans 6:23 as a reminder of the work that Jesus did on the cross paying the price for our sin so that we could be made in God's eyes.

Note

There is no specific memory verse activity. At some point in the session, be sure to introduce the unit verse (Genesis 1:27) and encourage kids to work on them at home.

Conclude the session with a review and prayer



Mirror Time

Your coach decides that your team needs extra practice and the best time to practice is 11 am on Sunday.
What do you do?



Mirror Time

You're hanging out at a friend's house and an inappropriate movie is turned on.
What do you do?



Mirror Time

You accidentally break your mom's favorite vase. She thinks your brother did it.
What do you do?



Mirror Time

A classmate tells you that it doesn't matter what you believe - you'll still go to heaven.
What do you do?

... Colossians 3:10 Colossians 3:10 Colossians 3:10



.... Colossians 1:15 Colossians 1:15 Colossians 1:15 Colossians 1:15


.... Hebrews 1:3 Hebrews 1:3 Hebrews 1:3 Hebrews 1:3

... 2 Corinthians 3:18 2 Corinthians 3:18 2 Corinthians 3:18

<p>IMAGE OF GOD ???</p> <p>Lying</p>	<p>IMAGE OF GOD ???</p> <p>Fighting with your brother</p>
<p>IMAGE OF GOD ???</p> <p>Telling a friend what you learned at church this week</p>	<p>IMAGE OF GOD ???</p> <p>Talking back to your mom and dad</p>
<p>IMAGE OF GOD ???</p> <p>Reading the Bible and learning more about God</p>	<p>IMAGE OF GOD ???</p> <p>Coming to church to learn more about God</p>
<p>IMAGE OF GOD ???</p> <p>Praising God and telling Him how wonderful He is</p>	<p>IMAGE OF GOD ???</p> <p>Choosing football practice instead of coming to church</p>
<p>IMAGE OF GOD ???</p> <p>Helping your mom cook dinner</p>	<p>IMAGE OF GOD ???</p> <p>Being kind to kids who aren't kind to you</p>

- 1.Trace mask outlines onto cardstock, cardboard or foam.
- 2.Provide markers, foam pieces, feathers, etc.
- 3.Encourage kids to decorate their masks
- 4.Write "Made in God's Image" someone on the mask
- 5.Optional - provide elastic or string to fit around kid's faces





PERFECTLY MADE BY GOD

GENESIS 1-2 TEACHES US THAT GOD MADE PEOPLE TO REFLECT HIM

MEMORY VERSE

So God created man in his own image, in the image of God he created him; male and female he created them. Genesis 1:27 (ESV)

Q Read Psalm 8:3-9.
What do these verses tell us about how God thinks of His final creation?

A

Q Skim Genesis 1, then read Genesis 1:26-28. What is different about the way people are made?

A

ASK KIDS:

1. What does it mean to reflect or image God?
2. Is there anyone in the world who wasn't made as an image bearer?
3. If everyone was made in God's image, how should we treat other people?

ASK PARENTS:

Tell me about a time when it was especially hard to reflect God. Has anyone ever made fun of you for reflecting God.

Family Activity

As a family think/ talk about the image of God. Work as a family to make a list of all of the truths about God that you can think of. Try to come up with one truth for every letter of the alphabet.