

HELLO
my name is...

I AM

**6-WEEK SUNDAY SCHOOL CURRICULUM
ON THE "I AM" STATEMENTS OF JESUS**



Designed and written by Bethany Darwin of Big Truth Bible Lessons for Kids
Purchaser of family license has the rights to print or copy for home use.
Purchaser of church license has the rights to print or copy for church or school use.
.Please do not distribute or sell.

Big Truth Bible Lessons for kids 2020

Graphics - Canva

All Scripture is from the 1984 NIV version of the Bible



BIG TRUTH

BIBLE LESSONS FOR KIDS

Thank you for your purchase!

We are honored that you would partner with us in proclaiming the gospel to the next generation. And we would love if you would do the following:

1. [Review your purchase](#) - this allows others to find us
2. Follow us on social media - [Facebook](#) or Instagram - @Big_Truth_Bible_Lessons_for_Kids
3. Use the code WELCOME30 for 30% off your next purchase.

HELLO
my name is...

I AM



“I Am” is a 6-week lesson series focusing on who Jesus says He is. By looking at the “I AM” statements of Jesus from the book of John, students will come face to face with Jesus and gain understanding in who Jesus is and what He came to earth to do. The most shocking discovery they will make is to see that Jesus is fully God. He is the I AM revealed in the Old Testament, come to earth to rescue His people. In these lessons, children will see the different descriptions that Jesus used for Himself and how He truly is the only way to be saved.

The book of John contains 7 “I AM” statements. Two of these statements are included in one lesson. In week 3, we focus primarily on Jesus being the good shepherd and what that means, but as it’s in the same passage, the truth of Him being the gate/ door is also mentioned and taught briefly in large group, while small groups focus mainly on the shepherd nature of Christ. The truth behind that statement is fleshed out more in week 5 as we look at Jesus being the way, truth, and life, focusing on Him being the only way to God the Father.

- **I AM the Bread of Life**
 - Text – John 6
 - Feeding of the 5000
 - Main Point – Jesus is the Bread of Life
- **I AM the Light of the World**
 - Text – John 8
 - Jesus Teaches About Himself
 - Main Point – Jesus is the Light of the World
- **I AM the Good Shepherd**
 - Text – John 10
 - The Good Shepherd
 - Main Point – Jesus is the Good Shepherd
- **I AM the Resurrection and the Life**
 - Text – John 11
 - Jesus Brings Lazarus Back to Life
 - Main Point – Jesus Triumphs Over Death

- **I AM the Way, Truth and Life**
 - Text – John 14
 - Jesus Teaches About Heaven
 - Main Point – Jesus is the Only Way to God
- **I AM the Vine**
 - Text – John 15
 - Jesus Teaches About the Vine and the Branches
 - Main Point – Christians Need to Stay Connected to Jesus

The key verse for this unit is John 8:58-

“Jesus said to them, “Truly, truly, I say to you, before Abraham was, I am.”

All Scripture references are taken from the ESV version of the Bible.

Each lesson contains the following:

- Introductory Activity
- Large Group Worship Time
 - Welcome activity
 - Study God’s Word – teaching materials for the Biblical text
 - 3 songs
 - Prayer
- Small Group Lessons (2 options – ages 5-8 and ages 8-12)
 - Review
 - Application
 - Memory Verse
 - Prayer
 - All necessary printables and resources
- Take home – family devotional guide



In the Large Group Worship time, songs have been suggested.

Here are the suggested songs.

1. [Awesome God](#)
2. [Have You Heard?](#) – Sovereign Grace Kids
3. [Hey Man](#) – Seeds Family Music
4. [Jesus Came to Earth](#) – Sovereign Grace Kids
5. [Jesus Came to Save Sinners](#) – Village Church
6. [Light of the World](#) – Seeds Family Worship
7. [Mighty Mighty Savior](#) – Sovereign Grace Kids
8. [Only Jesus](#) – Shai Linne
9. [The Gospel Song](#) – Sovereign Grace
10. [The Life](#) – Seeds Family Worship
11. [Who Can Say?](#) -Sovereign Grace

Sharing the Gospel with Children

All curriculum from “The Sunday School Store” is heavy on the gospel and each lesson provides ample ideas of how to share the Gospel with the kids in your class. Our prayer is that weekly you will have many opportunities to talk with children about the good news of Jesus Christ.

When talking of the gospel, Charles Spurgeon once said,

.....
“The things that are essential to salvation are so exceedingly simple that no child need sit down in despair of understanding the things which make for his peace. Christ crucified is not a riddle for sages, but a plain truth for plain people. True it is meat for men, but it is also milk for babes.”
.....

Every time you are with children at church, make sure that you take the time to present the plain truth of the gospel and to pray for the children in your care that they would have hearts ready to hear and receive the good news.

Here are some helpful tools to use when sharing the gospel:

- Use a tract such as **Who will be King?** from Matthias Media. This simple presentation shows God as the rightful king and sin causing us to crown ourselves. It ends by reminding kids that there can only be one king and asks them if they will be their king or if God will be their king.
- Draw an illustration like **The Bridge to Life**, like the one from Navigators. In this illustration, man and God are seen separated with no way to bridge the gap. As the gospel is presented, the cross is drawn in the gap to show that the only way back to God is through Jesus' atoning work on the cross.
- Simply talk through the **storyline of the Bible using the words - God, man, Jesus, response**. *God created a perfect world and man to be in a perfect relationship with Him. Man disobeyed the one rule that God gave him, and this was the first sin. The Bible tells us that the right punishment for sin is death. Jesus, the son of God, came to earth as a baby and lived a perfect sinless life. He died on the cross in our place to pay the price for our sin. Three days later, Jesus came back to life so that we can live forever with Him. Now that you've heard this good news you have to decide how you will respond. Will you believe this truth and follow Jesus, or will you choose to ignore this good news?*

“Jesus said to
them, “Truly,
truly, I say to
you, before
Abraham was,
I am.”

John 8:58



I AM the Bread of Life

John 6 – Feeding the 5000



I AM the Bread of Life

John 6 – Feeding the 5000

Memory Verse: “Jesus said to them, ‘Truly, truly, I say to you, before Abraham was, I am.’” John 8:58

Challenge Verse: “Jesus said to them, “I am the bread of life; whoever comes to me shall not hunger, and whoever believes in me shall never thirst.” John 6:35

The Point: Jesus is the Bread of Life

Introduction – Can You Share it? (5-8 minutes)

WHAT YOU NEED: Nothing Needed

As kids arrive, chat with them about things that they like to share and things that are either difficult or impossible to share. Then play a game where you list random things and if they think it’s easy to share that item they should clap and if they think it would be hard to share that item, they should do a thumbs down sign. Go through some random things, trying to focus in on things that would be hard to share. Some example might be - one piece of gum, a pencil, car seat, a video game controller, a toothbrush, etc.

SAY: “As we go to large group this morning, listen carefully to hear about something that Jesus shared with lots of people and how He used that time to teach lots of people an important truth about who He is.”

Take your group to Large Group Time.

Large Group (25-35 minutes)

Welcome – How Many is 5000?

**You'll need 25 copies of the people page from the teaching materials.*

As you get started this morning, ask the kids how many people they think are in the room (*or count how many people are in the room*). Ask how many they think could fit in the room.

(If time allows, you may want to squeeze into one part of the room, measure the space you take up and do the math to figure it out, or you could have a number prepared to tell the group.



Then show them one of the “people” pages. Ask how many they think are on the page and say there are about 180-200. Ask if they think 200 people could fit in the room. Then add another page and ask about 400. Tell them that for their story this morning they need more than however many there are in room and even more than 400 people in the room.

Ask them to count by 200 as you tape all 25 of the people pages on the wall. Explain that for today’s story you need there to be more than 5000 people in the room.

Worship Time

“We’ll get to those 5000 people soon, but first let’s take some time to do what we were created to do. let’s take some time to worship God and focus on who He is and what He is like. I’m going to say, “God you are...” and then point at someone in the room and I want you to yell out a truth about God. (*continue for a few minutes and then go into the song*)

Awesome God

“That song and the things we named before the song are great reasons to praise God. Let’s sing another song that reminds us of the truth that Jesus is God and that He is the only One who was able to pay for our sin and reconcile us to God.”

Only Jesus

Study God’s Word

(To start the lesson, you need a small lunch bag with a small sandwich that can’t easily be shared, a plate & knife)

“I hope you guys are hungry this morning because boy do I have a treat for you! (*open the lunch bag and pull out the sandwich. Make a big deal about the sandwich and how excited you are to share it with the kids. Put it on the plate and cut it into tiny pieces and then distribute it to all/as many as possible of the kids. Give them time to eat it, you should eat a small piece too and then pretend to be full and ask the kids if they’re full. When they say that they’re not full look into the bag like you hope there’s more food, and then apologize and say that you couldn’t feed all of them with one small lunch, but you know someone who can.*)

Open the Bible to John 6 as you talk through the story using the text as much as possible. The Bible text from John 6, with some verses taken out for the sake of time, is in black and some thoughts are in red.

John 6 (verses 1-15)

After this, (after what? Jesus has just healed a paralyzed man) Jesus went away to the other side of the Sea of Galilee, which is the Sea of Tiberias. And a large crowd was following him, because they saw the signs that he was doing on the sick. Jesus went up on the mountain, and there he sat down with his disciples.

(Who can name some of the disciples? So, Jesus is sitting there with His disciples and then...)

Now the Passover, the feast of the Jews, was at hand. ⁵Lifting up his eyes, then, and seeing that a large crowd was coming toward him, Jesus said to Philip, "Where are we to buy bread, so that these people may eat?" ⁶He said this to test him, for he himself knew what he would do. (Jesus didn't really plan on going to buy food, but He just wanted to see what Philip thought about the situation)

Philip answered him, "Two hundred denarii worth of bread would not be enough for each of them to get a little." ⁸One of his disciples, Andrew, Simon Peter's brother, said to him, ⁹"There is a boy here who has five barley loaves and two fish, but what are they for so many?" (the disciples were thinking like people in this situation, but Jesus had God's plan in mind)

Jesus said, "Have the people sit down." Now there was much grass in the place. So, the men sat down, about five thousand in number.

(point out the pics of 5000 people...there were probably many more people because there were probably women and children there as well)

Jesus then took the loaves, and when he had given thanks, (what should this tell us about where our food comes from and who we should thank before each meal?), he distributed them to those who were seated. So also, the fish, as much as they wanted. (did you guys hear that?? Not just one bite, but as much as they wanted).

And when they had eaten their fill, (they were all full), he told his disciples, "Gather up the leftover fragments, that nothing may be lost." ¹³So they gathered them up and filled twelve baskets with fragments from the five barley loaves left by those who had eaten.

When the people saw the sign that he had done, they said, "This is indeed the Prophet who is to come into the world!" ¹⁵Perceiving then that they were about to come and take him by force to make him king, Jesus withdrew again to the mountain by himself.

(now that could have been the end of the story, but Jesus is the Great Teacher, and the Bible tells us that the next day He used this event to teach the people about who He was and why He had come to earth)

... Let's skip down to verse 30...

(the next day, the people found Jesus on the other side of the lake and instead of feeding them with bread and fish, He began to feed them with the Word of God...he began to teach them.)

So, they said to him, "Then what sign do you do, that we may see and believe you? What work do you perform?" (the people wanted proof that Jesus was the Messiah- that he was the Promised One that was written about- the one they were waiting for and looking for).

Our fathers ate the manna in the wilderness; as it is written, 'He gave them bread from heaven to eat.'" (after Jesus had given them bread the day before, they were remembering that God had given His people bread before)

Verse 35

Jesus said to them, "I am the bread of life; whoever comes to me shall not hunger, and whoever believes in me shall never thirst.

(Jesus went on to explain to the people that even though He had given them bread the day before they were still hungry and would be hungry every day. He told them that they had seen a sign yesterday and now they wanted to see more signs to believe. Jesus wanted the people to see that they didn't need bread to eat, or even to see signs. He wanted them to see that what the people needed most of all was to know Him and to have a relationship with God through Him. Jesus taught the people that what they needed most of all was Jesus. Jesus was introducing Himself as the only way to live, the only way to have real life. Jesus wanted the people to see that He was the only answer to their biggest need...not their grumbly tummies, but their empty hearts and that He and He alone could fill their hearts forever.)

As we go to small groups today, we'll hear more about what it means that Jesus is the Bread of Life and that He came to earth to meet the greatest need of people- our need for a Savior.

Before we go to our small groups, let's sing a song that reminds us of the truth that Jesus was teaching the people that day - the Good News that He had come as the Savior of the world.

The Gospel Song

Pray

Let's pray!

"Dear God, thank You for the life that we can have through Jesus. Thank You for sending Your Only Son to take the punishment that we deserve so that we can know You. Thank You for sending Jesus to meet our greatest need. Help us to learn more today about how we can have a relationship with You through Jesus. In Jesus name we pray, Amen!"

Dismiss kids to small groups.



I AM the Bread of Life

John 6 – Feeding the 5000

Small Group (30 - 40 minutes)

Younger group – ages 5-8

Before the Session:

- **Going on a Picnic-** a variety of breads for kids to try, Bibles, (optional) a picnic basket and blanket
- **Daily Bread Verses** – one set of Bread verse cards per kid, scissors, something to write with, Bibles, one zip-top bag per kid
- **Daily Bread Prayer** – nothing needed (optional: one blank piece of paper per kid)
- **5 Loaves and 2 Fish** – one set of '5 loaves and 2 fish' verse cards (a different color for every 3-5 kids) and one paper plate per group, tape, verse poster

1. Going on a Picnic (Review)

WHAT YOU NEED: a variety of breads for kids to try, Bibles, (optional) a picnic basket and blanket

NOTE: with increase in allergies in kids, please check with parents before serving any food to children

As kids come in from large group, set up a picnic in your small group area. Give kids a chance to try a variety of breads. Let them try the breads and talk about which one they like best and why. Ask them how much bread they would have to eat to be full. While they are trying the bread, have them retell today's story in their own words. Once they've retold the story, ask them if they can think of any other stories or verses in the Bible about bread. (they may mention manna in the wilderness or Jesus breaking bread at the last supper). Tell them that the Bible talks a lot about bread. Sometimes the Bible talks about real bread like they were just eating, and other times like we saw at the end of the story bread is used to explain our greatest need is knowing God. Explain that in the next couple of activities they'll hear some of what the Bible has to say about bread.

SAY: "In our story this morning we heard Jesus make an amazing claim about Himself as He said that He **[THE POINT] is the Bread of Life**. After meeting the physical needs of a huge group of people in an amazing and un-thought-of way, He turned to them and claimed to be the bread that would satisfy their greatest need and fill the biggest void in their lives. He told them that just like bread fills up their stomachs, but only for a little while, that He would fill up their lives completely so that they could live forever with God."

[HEART TO HEART] Tell the kids in your group about a time you were very hungry and how that hunger can never compare to the emptiness you had before Christ was in your life. Talk with the kids in your group about how Jesus

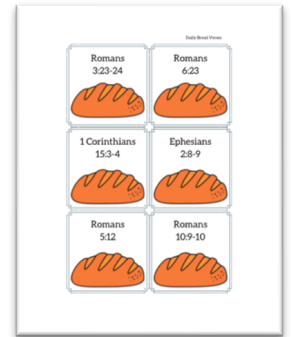
Hello: My Name is "I AM" – 6 weeks on the "I AM" Statements of Jesus
[Big Truth Bible Lessons for Kids - 2023](#)

satisfies the greatest need in your life, the need for a Savior, and how no one or nothing else can ever come close to meeting that need.

2. Daily Bread Verses (Scripture Search)

WHAT YOU NEED: one set of Bread verse cards per kid, scissors, something to write with, Bibles, one zip-top bag per kid

Read **Matthew 4:4** and talk about what Jesus meant when He said those words as a response to Satan’s temptation to turn the stones into bread. Explain to the kids that they’re going to make a sandwich out of Bible verses. Hand out the bread shapes and scissors and give kids time to cut out their pieces of bread. Then, go through the verses one at a time. Have one of the kids in the group look up and read the verse to the rest of the group, and then on the back of that slice of bread they can write one or two words from the verse or draw a picture of something in the verse. As they complete each verse, they should put it in the sandwich bag. Continue until they have finished all of the verses.



Encourage kids to take their “bread” home with them and use it to tell their parents the good news of who Jesus is and why He came to earth.

If you have an active group, you can make this a bread hunt by taping the bread pieces all around the room and challenging them to go collect all the pieces before completing the activity or have them search for one verse at a time to get them up and moving more.

SAY: “This morning we saw that **[THE POINT] Jesus is the Bread of Life**. Jesus called himself the Bread of Life as a reminder that just like we need bread to live physically; He is the one thing we need to live forever and to live in a relationship with God. In John 14:6, we read that Jesus is ‘the Way, the Truth and the Life’ and that He is the only way to the Father. This announcement from Jesus is yet another reminder that He is the only way to truly live.”

[HEART TO HEART] *As kids work use the verses they are reading and working with to remind them of the Gospel. Talk with them about how just these few verses could help them (or someone they are talking to), understand what the Good News of Jesus is and how Jesus came to meet the biggest need of people everywhere.*

3. Daily Bread Prayer

WHAT YOU NEED: nothing needed (optional: one blank piece of paper per kid)

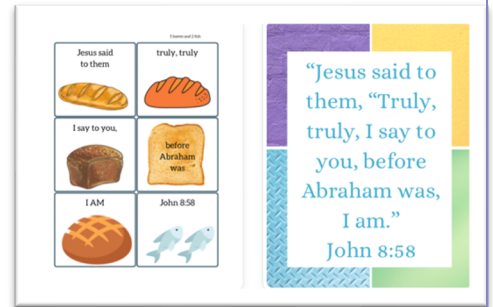
Read the Lord’s Prayer to the kids in your group from **Matthew 6:9-13**. Discuss with the group what the phrase daily bread means. Talk about how it means the things that we need, and how in this model prayer Jesus prayed for needs not for wants. Have kids name things that are needs versus wants and then spend a few minutes praying following the pattern of the Lord’s prayer and giving kids the opportunity to prayer for their needs and the needs of others in the group and others they know of. Help kids to see that the greatest need that anyone has is the need for a Savior and the need to know Jesus as the Bread of Life. Close the prayer time by praying for the kids that they would see Jesus as the greatest need in their lives.

If you think you have extra time, give each kid a blank piece of paper and have them draw a prayer by drawing things that they need that they should be asking God for.

4.5 Loaves and 2 Fish (Memory Verse)

WHAT YOU NEED: one set of bread & fish verse cards (a different color for every 3-5 kids) and one paper plate per group, tape, verse poster

Introduce the memory verse for the unit. Show the verse poster and have kids find the verse in their Bibles. Before reading the verse, ask if anyone remembers the name that God gave Himself when He spoke to Moses out of the burning bush – “I AM.” Remind them that for the next few weeks we’ll be looking at the times when Jesus used the name “I AM” for Himself, reminding people that He is God.



Read the verse and explain that in this verse, people were saying they were saved because Abraham was their great, great, great, great ancestor. But Jesus responded with these words telling them that He existed long before Abraham and He is “I AM.” When the people heard this, they got so mad at Jesus that they wanted to kill him.

Have the group read the verse together a few times before starting the activity.

Spread the bread and fish shapes around the room. Divide the kids into groups of 3-5 and show each group which color they’ll be collecting. Give each group one paper plate. One kid at a time will carry the plate and go collect one piece of bread or fish and carry it back to the group on the plate. They’ll leave the verse words with the group and hand the plate to the next kid to go get one more piece. Continue until each group has collected all of their verse cards. Once they have all their cards, they should tape the cards in order on their plates. Once all the groups have completed their verses the whole class should say the verse together.

SAY: “This morning we’ve been talking about the truth that *[THE POINT]* **Jesus is the Bread of Life.** Our verse for the unit remind us that Jesus is God. As we think about the story this morning and about this verse, we should rejoice in the truth that we can have life and can have forever life with God because of Jesus’ death.”

Conclude the session with a review and prayer.



I AM the Bread of Life

John 6 – Feeding the 5000

Small Group (30 - 40 minutes)

Older group – ages 8-12

Before the Session:

- **Going on a Picnic** - a variety of breads for kids to try, Bibles, bread verse list
- **Bread Basket** – one paper plate per kid, one set of bread & fish per kid, glue, scissors and Bibles
- **Daily Bread** – nothing needed
- **Go Find Some Bread** - one set of bread verse pieces per group, Bibles, one paper plate per group

1. Going on a Picnic (Review)


WHAT YOU NEED: a variety of breads for kids to try, Bibles, bread verse list

NOTE: with increase in allergies in kids, please check with parents before serving any food to children

Give kids a chance to try a variety of breads. Let them try the breads and talk about which one they like best and why. Ask them how much bread they would have to eat to be full. While they are trying the bread, have them retell today's story in their own words. Once they've retold the story, ask them if they can think of any other stories or verses in the Bible about bread. Tell them that the Bible talks a lot about bread and that you're going to read and discuss some of the verses together. Read through a few of the verses on the provided verse list helping kids to see that God's provision of bread for His people in the Bible was both a provision of physical needs and ultimately a provision of the Jesus, the Bread of Life, that meets the greatest need man has, the need for a Savior.

SAY: "In our passage this morning we head Jesus make an amazing claim about Himself as He said that He **[THE POINT] is the Bread of Life**. After meeting the physical needs of a huge group of people in an amazing and un-thought-of way, He turned to them and claimed to be the bread that would satisfy their greatest need and fill the biggest void in their lives."


[HEART TO HEART] Tell the kids in your group about a time you were very hungry and how that hunger can never compare to the emptiness you had before Christ was in your life. Talk with the kids in your group about how Jesus satisfies the greatest need in your life, the need for a Savior, and how no one or nothing else can ever come close to meeting that need.



2. Bread Basket (Scripture Search)

WHAT YOU NEED: one paper plate per kid, one set of bread & fish per kid, glue, scissors and Bibles

Read **Matthew 4:4** to your group and talk about what Jesus meant when He said those words as a response to Satan's temptation to turn the stones into bread. Explain to the kids that they're going to make a bread basket as a reminder of the little boy's lunch in today's story, but more importantly as a reminder of the real bread we need for life - Jesus and a relationship with God through Him and the words that teach us about Him.



Give each kid a page of fish & bread verse cards. Have kids look up the verses and write a key word or two from each verse in each shape. Once they've looked up and read all the verses, they should cut out the shapes and glue them on their plate. Then, they can decorate the outside (back) of the plate to look like a basket or write or draw things on it to help them remember Jesus as the Bread of Life. Suggest that kids take their breadbasket home with them and put it in the middle of their family's dinner table and use it at dinner to tell their family the Good News of Jesus.

SAY: "This morning we saw that *[THE POINT] Jesus is the Bread of Life*. Jesus called himself the Bread of Life as a reminder that just like we need bread to live physically, He is the one thing we need to live forever and to live in a relationship with God. In **John 14:6**, we read that Jesus is 'the Way, the Truth and the Life' and that He is the only way to the Father. This announcement from Jesus is yet another reminder that He is the only way to truly live."

[HEART TO HEART] As kids work use the verses they are reading and working with to remind them of the Gospel. Talk with them about how just these few verses could help them (or someone they are talking to), understand what the Good News of Jesus is and how Jesus came to meet the biggest need of people everywhere.

3. Daily Bread (Prayer)


WHAT YOU NEED: nothing needed

Read the Lord's Prayer to the kids in your group from **Matthew 6:9-13**. Discuss with the group what the phrase daily bread means. Talk about how it means the things that we need, and how in this model prayer Jesus prayed for needs not for wants. Have kids name things that are needs versus wants and then spend a few minutes praying following the pattern of the Lord's prayer and giving kids the opportunity to prayer for their needs and the needs of others in the group and others they know of. Help kids to see that the greatest need that anyone has is the need for a Savior and the need to know Jesus as the Bread of Life. Close the prayer time by praying for the kids that they would see Jesus as the greatest need in their lives.

4. Go Find Some Bread (Memory Verse)

WHAT YOU NEED: one set of bread verse pieces per group, Bibles, one paper plate per group

Introduce the memory verse for the unit. Show the verse poster and have kids find the verse in their Bibles. Before reading the verse, ask if anyone remembers the name that God gave Himself when He spoke to Moses out of the burning bush - "I AM." Remind them that for the next few weeks we'll be looking at the times when Jesus used the name "I AM" for Himself, reminding people that He is God.



Read the verse and explain that in this verse, people were saying they were saved because Abraham was their great, great, great, great ancestor. But Jesus responded with these words telling them that He existed long before Abraham and He is “I AM.” When the people heard this, they got so mad at Jesus that they wanted to kill him

Have the slices of bread (verse words), all mixed up and stacked up on a paper plate in the middle of the small group area. Explain that one at a time (maybe have the group take turns alphabetically) they’ll sort through the pile of bread slices and find the next word in the verse in verse order. Have them place the slices in word order on the floor in the small group order. If you choose to do this with multiple groups, they can all start at the same time and race to get the words in order, or even play relay style running to the pile and back to the group. Once all the groups have the verse in order, have the group say the verse together.

SAY: “This morning we’ve been talking about the truth that *[THE POINT]* **Jesus is the Bread of Life.** Our verse for the unit remind us that Jesus is God. As we think about the story this morning and about this verse, we should rejoice in the truth that we can have life and can have forever life with God because of Jesus’ death.”

Conclude with a brief prayer and review.



I AM the Bread of Life

John 6 – Feeding the 5000

Memory Verse: “Jesus said to them, ‘Truly, truly, I say to you, before Abraham was, I am.’” John 8:58

Challenge Verse: “Jesus said to them, “I am the bread of life; whoever comes to me shall not hunger, and whoever believes in me shall never thirst.” John 6:35

John 6 teaches us that Jesus is the Bread of Life

Day 1- Read John 6:1-15

This is a good lesson to do at the dinner table (or snack time). Get 5 pieces of bread and a can of tuna and make some tuna sandwiches. Read the passage and discuss what Jesus did with the boy’s lunch. Take the sandwiches that you just made and try to divide them into enough pieces for the people in your family. Allow everyone to eat some and then imagine that there are 10 people or 20 people or 50 people that you’re trying to feed with the bread and fish and try to divide the sandwiches more. Talk about how God miraculously fed His people that day and how He met their need for food when they were hungry.

Day 2- Read Exodus 16:1-5 & 13-18

Compare this story of God providing bread for His people with the one you read yesterday. Talk about how God provided exactly what His people needed (maybe not what they wanted- see Numbers 11:4-20, but what they needed), and that He didn’t do it once, but did it for 40 years. Play a game where you race to pick up scraps of paper from the floor and fill a cup with them to imagine what it would have been like to go out and collect your manna every day.

Day 3- Read John 6: 25-40

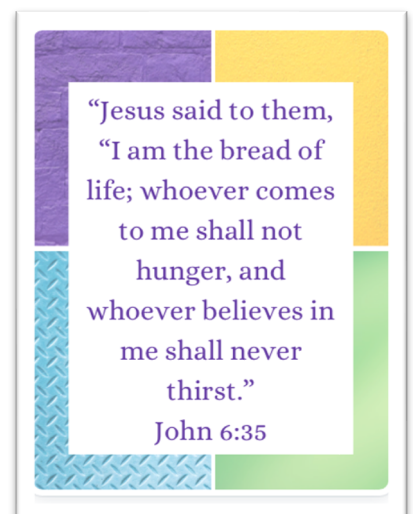
What did Jesus call Himself in this passage? What did Jesus say would happen to those who believe in Him? Did He mean that they would never have to eat food again? Talk about how Jesus was saying that just like the bread He gave them met their physical need for food that He had come to earth to meet an even greater need and that He would meet that need forever. He had come to meet their need for salvation. Write out John 6:35 on a piece of paper and draw something to help you remember that Jesus is the Bread of Life.

Day 4- Read John 6:48-59 and Matthew 26: 26-28

In these two passages, how does Jesus describe His body? What does He mean when He tells His followers to eat His body and drink His blood? Verses 48-59 are a little confusing. They don’t mean that we are actually meant to eat Jesus but remind us that His body will be broken (He will die) and His blood will be poured out to pay for our sin. Jesus teaches us that we can only live because He died. Sing the song “Jesus Came to Save Sinners” or “Power of the Cross” as a family.

Day 5- Read Matthew 27:27-52

Draw a picture of how Jesus’ body was broken, and His blood was poured out for His people. Look back at John 6 and how Jesus said the only way we could have life was through Him and the truth that He is the Bread of Life.




“Jesus said to them,
“I am the bread of
life; whoever comes
to me shall not
hunger, and
whoever believes in
me shall never
thirst.”

John 6:35


make 25 copies




Romans
3:23-24




Romans
6:23




1 Corinthians
15:3-4




Ephesians
2:8-9




Romans
5:12




Romans
10:9-10




Jesus said
to them



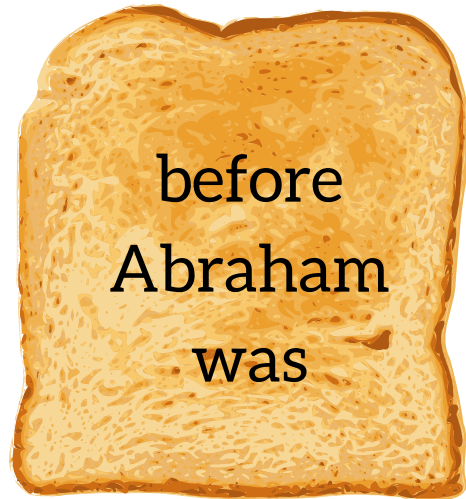
truly, truly



I say to you,




before
Abraham
was




I AM




John 8:58




Bread Verse List



Exodus 16:4
Psalm 105:40
Matthew 4:4
Matthew 6:11
Matthew 26:26
2 Kings 4:42-44
Exodus 16:31-32




Bread Verse List




Exodus 16:4
Psalm 105:40
Matthew 4:4
Matthew 6:11
Matthew 26:26
2 Kings 4:42-44
Exodus 16:31-32




Romans
3:23-24



Romans
6:23



Romans
5:8



1 Corinthians
5:12



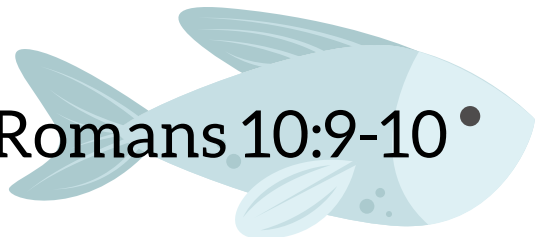
Ephesians
2:8-9



Romans 5:12



Romans 10:9-10





"Jesus



said



to them



'truly



truly



I say



to



you



before



Abraham



was,



I



AM.'



John



8:58