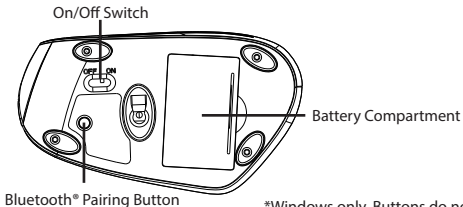
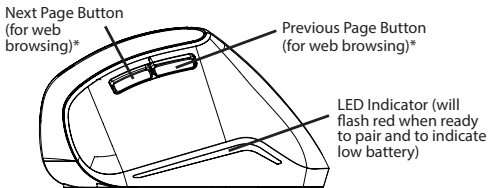
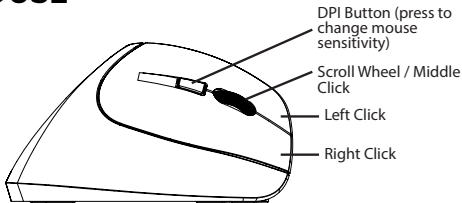


Let's Get
Started.

HUMANCENTRIC

GET TO KNOW YOUR BLUETOOTH® MOUSE



*Windows only. Buttons do not work on MacOS.

INITIAL SET UP

1. Open the battery compartment and install two AAA batteries
2. Turn on the mouse
3. Activate Bluetooth® on your computer
4. Press and hold the pairing button for 1-2 seconds. The red LED light on the side of the mouse will blink slowly
5. Follow the instructions on your computer to pair with the “Bluetooth 3.0 Mouse”

NOTE: If pairing is not successful, try pressing the pairing button again, turning on and off the Bluetooth® feature on your computer, or turning off the mouse and trying again.

IMPORTANT PRODUCT INFORMATION

Safety, compliance, recycling, warranty, and other important information regarding your device can be found online at support.humancentric.com

Please read all the information before using the product.

© 2018 HumanCentric Ventures LLC. All rights reserved.
HumanCentric® is a trademark of HumanCentric Ventures LLC.
The Bluetooth® word mark and logos are registered trademarks owned by the Bluetooth SIG, Inc. and any use of such marks by HumanCentric is under license.

MADE IN CHINA

MODEL: 301-1004

FCC ID: 2ASQ3-3011004

WARRANTY

Limited One (1) Year Warranty with proof of purchase. Exempt from warranty are limited-life consumable components subject to normal wear and tear, such as batteries and other accessories. For warranty service, visit support.humancentric.com.

INVISIBLE LASER RADIATION
DO NOT VIEW DIRECTLY WITH OPTICAL INSTRUMENTS
CLASS 1M LASER PRODUCT

FCC STATEMENT

This device complies with Part 15 of the FCC Rules. Operation is subject to the following two conditions:
(1) This device may not cause harmful interference, and
(2) This device must accept any interference received, including interference that may cause undesired operation.

Warning: Changes or modifications not expressly approved by the party responsible for compliance could void the user's authority to operate the equipment.

NOTE: This equipment has been tested and found to comply with the limits for a Class B digital device, pursuant to Part 15 of the FCC Rules. These limits are designed to provide reasonable protection against harmful interference in a residential installation. This equipment generates uses and can radiate radio frequency energy and, if not installed and used in accordance with the instructions, may cause harmful interference to radio communications. However, there is no guarantee that interference will not occur in a particular installation. If this equipment does cause harmful interference to radio or television reception, which can be determined by turning the equipment off and on, the user is encouraged to try to correct the interference by one or more of the following measures:
Reorient or relocate the receiving antenna.
Increase the separation between the equipment and receiver.

Connect the equipment into an outlet on a circuit different from that to which the receiver is connected.

Consult the dealer or an experienced radio/TV technician for help.

RF Warning Statement:

The device has been evaluated to meet general RF exposure requirement. The device can be used in portable exposure condition without restriction.