



VESA Mount Adapter for HP ER, ES, EA and F-Series Monitors

www.humancentric.com/patents

Model 101-1054-V2

Full product specifications: www.humancentric.com/101-1054-V2

Need help? Contact support: support@humancentric.com






WARNING



To reduce the risk of injury to persons, read all instructions carefully. HumanCentric assumes no responsibility for personal injury or property damage sustained by or through the use of this product.

1. Read all instructions carefully.
2. Incorrect installation may lead to damages or serious injury. Ensure the product and monitor are secure before use.
3. Make sure the monitor mount that this product will be mounted to can support the combined weight of the monitor, computer, and adapter.

IMPORTANT INFO: This VESA adapter does not fit HP M-Series monitors. If your monitor model has “M” in front (e.g. M24f, M27f), it will not fit this product. HumanCentric VESA adapter part number 101-1064 fits the HP M-Series. Contact support@humancentric.com for more information.

ENGLISH 	DEUTSCH 	FRANÇAIS 	ITALIANO 	ESPAÑOL 
VESA Mount Adapter for HP™ ER, ES, EA and F-Series Monitors	VESA Montageadapter für HP™ Monitore der ER, ES, EA, und F-Serie	Adaptateur de montage VESA pour les écrans HP™ Série ER, ES, EA, et F	Adattatore VESA per monitor HP™ Serie ER, ES, EA, e F	Adaptador de montaje VESA para monitores HP™ Series ER, ES, EA, y F
Parts included	Enthaltene Teile	Pièces fournies	Parti incluse	Partes incluidas
Mounting bracket 1 Installation screws..... 2 VESA mounting screws 4 Stabilizer Assembly 1	Halterung 1 Installationsschrauben 2 VESA-Schrauben 4 Stabilisator 1	Support de fixation..... 1 Vis de montage..... 2 Vis VESA 4 Stabilisateur..... 1	Staffa di supporto 1 Tonrillos de instalación..... 2 Viti VESA 4 Stabilizzatore di montaggio..... 1	Soporte 1 Viti di montaggio 2 Tornillos VESA 4 Montaje del estabilizador..... 1
Tools needed for installation	Für die Montage benötigen Sie	Outils nécessaires au montage	Attrezzi necessari per l'installazione	Herramientas necesarias para la instalación
Phillips head screwdriver (standard and small size) A friend to help you hold the monitor (recommended)	Kreuzschlitzschraubendreher Jemanden, der Ihnen beim Halten des Monitors hilft	Tournevis Phillips Une personne pour vous aider à tenir l'écran (recommandé)	Cacciavite a croce Per il montaggio si consigliato di farsi aiutare da una seconda persona	Destornillador de cabeza Phillips Alguien que sujete el monitor (recomendado)
Compatible with models	Kompatibel mit Modellen	Compatible avec les modèles	Modelli compatibili	Compatibilidad con los modelos
ONLY FITS THESE EXACT MODEL NUMBERS HP™ 22er, 22es, 22f, 23er, 23es, 23f, 24ea, 24ec, 24er, 24es, 24f, 24fw, 25er, 25es, 25f, 27er, 27ea, 27es, 27f, 27fw, 27fh, 27ec.	PASST NUR GENAU DIESE MODELLNUMMERN HP™ 22er, 22es, 22f, 23er, 23es, 23f, 24ea, 24ec, 24er, 24es, 24f, 24fw, 25er, 25es, 25f, 27er, 27ea, 27es, 27f, 27fw, 27fh, 27ec.	S'ADAPTE UNIQUEMENT À CES EXACTS NUMÉROS DE MODÈLE HP™ 22er, 22es, 22f, 23er, 23es, 23f, 24ea, 24ec, 24er, 24es, 24f, 24fw, 25er, 25es, 25f, 27er, 27ea, 27es, 27f, 27fw, 27fh, 27ec.	SI ADATTA SOLO QUESTE ESATTAMENTE NUMERI DI MODELLO HP™ 22er, 22es, 22f, 23er, 23es, 23f, 24ea, 24ec, 24er, 24e, 24f, 24fw, 25er, 25es, 25f, 27er, 27ea, 27e, 27f, 27fw, 27fh, 27 sec.	SOLO SE AJUSTA A ESTOS EXACTOS NÚMEROS DE MODELO HP™ 22er, 22es, 22f, 23er, 23es, 23f, 24ea, 24ec, 24er, 24es, 24f, 24fw, 25er, 25es, 25f, 27er, 27ea, 27es, 27f, 27fw, 27fh, 27ec.

