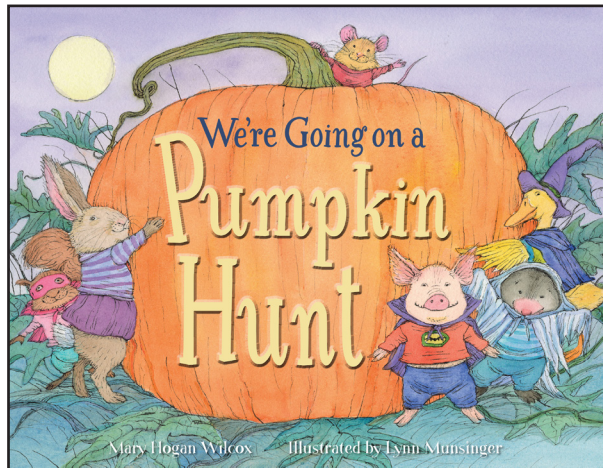


# We're Going on a Pumpkin Hunt

## ACTIVITY KIT

### Table of Contents

|  |    |
|--|----|
| Decorate Your Pumpkin Pie!               | 2  |
| Pumpkin Maze                             | 3  |
| Pumpkin Patch Match                      | 4  |
| Halloween Funny Fill-In                  | 5  |
| Scaredy-Cat Writing Exercise             | 6  |
| Buddy-Reading Bingo                      | 7  |
| Plan a Pumpkin Hunt                      | 8  |
| Mini Pumpkin Pies Recipe                 | 9  |
| Pumpkin Jokes                            | 10 |
| Pumpkin Fun Facts<br>and Further Reading | 11 |



Mary Hogan Wilcox  
Illustrated by Lynn Munsinger  
978-1-62354-118-7 HC  
e-book available

### About the Book

This spooky seasonal rewrite of “We’re Going on a Bear Hunt” takes youngsters of all scare levels on a bold adventure. A crew of fearless friends sets out on a quest to find the biggest pumpkin in town, with one nervous companion in tow. Their courage holds in the face of countless alarming obstacles, but when they meet one scare too many, it’s time to hightail it home. Have the night’s antics gone too far? No, everyone’s cackling with laughter—it’s fun to be scared with friends!

### About the Author


Mary Hogan Wilcox hunts for pumpkins (and eats pies) with her family in Boston, where she is also a children’s book editor. This is her debut picture book.

### About the Illustrator

Lynn Munsinger is the illustrator of over ninety books for children, including the bestselling *Tacky the Penguin* and the *What Mommies/Daddies Do Best* series. Lynn lives in Vermont and Connecticut.

We're Going on a  
**Pumpkin Hunt**  
Activity Kit

Decorate Your  
Pumpkin Pie!




# We're Going on a Pumpkin Hunt

## Activity Kit

## Pumpkin Maze


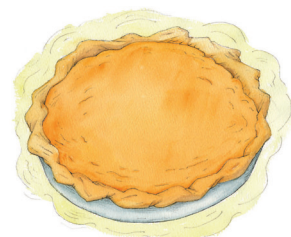
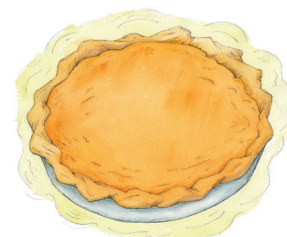



Mouse is late for pumpkin pie! Help find the quickest way home to the dinner table.



# We're Going on a Pumpkin Hunt

## Activity Kit

# Pumpkin Patch Match



# We're Going on a Pumpkin Hunt Activity Kit

## Halloween Funny Fill-In

We're going on a \_\_\_\_\_ hunt,  
food

going to \_\_\_\_\_ a \_\_\_\_\_ one.  
verb adjective

Brrrr! It's a/an \_\_\_\_\_ night. A \_\_\_\_\_-in-your-\_\_\_\_\_ night.  
adjective verb article of clothing

But I'm not \_\_\_\_\_! Are you? \_\_\_\_\_.  
adjective "I am" or "Not me"

Going to find a \_\_\_\_\_, \_\_\_\_\_ and \_\_\_\_\_.  
same food as first blank adjective adjective

Going to find the \_\_\_\_\_ \_\_\_\_\_ in town!  
superlative adjective same food as first blank



We're Going on a  
**Pumpkin Hunt**  
Activity Kit

Scaredy-Cat  
Writing Exercise

## Everyone gets scared sometimes!

In the story *We're Going on a Pumpkin Hunt*, which character is scared?  
How do you know?











Use the space below to write or draw about a time you were brave.

# We're Going on a Pumpkin Hunt

## Activity Kit

## Buddy-Reading Bingo

When you and your buddy read *We're Going on a Pumpkin Hunt* together, circle each word or item as it appears in the book. Your teacher may have a prize for the first team to get bingo!

|   |   |  |   |
|---|---|--|---|
|    |    |    | boat  |
|   | something<br>rhymes   |  | socks   |
|  |  |  | Brrr!   |
|  | see   | round  |  |

# We're Going on a Pumpkin Hunt

## Activity Kit

## Plan a Pumpkin Hunt

### Choose Your Adventure

A pumpkin hunt can be a delightful seasonal team-building exercise for your kids! Here are some possible formats.

#### Scavenger Hunt

Great for hunters of all ages. Best when a larger common area with lots of hiding places, such as a playground or library, is available for your use.

- Seed smaller Halloween-themed items around the play area: bats, spiders, ghosts, black cats, cauldrons, witches' brooms, plastic vampire teeth, etc.
- If desired, plant a few larger items for students to take pictures with.
- While students are out of the classroom, bring in a big pumpkin and some craft supplies for the class to wind down by decorating together when they return.

#### Escape Room

Great for older hunters. Best when your available space is a bit smaller, like a music or art room, and you have a couple of adult volunteers to help.

- Plant four multimodal puzzles around the room; each puzzle should unlock a box or open a bag with part of the key to the ultimate prize. Consider the talents of your class and appeal to a wide range of problem-solving skills.

- At the beginning of the game, run an orientation and encourage your puzzlers to practice some sound overarching strategies: split up tasks, listen to each other, play to your strengths, think about the bigger picture, switch tasks if you're getting too bogged down. Issue occasional strategy reminders or a clue if students get stuck mid-game.
- Escape rooms might be extra fun with elaborate decorations and narratives, but you don't have to break the bank!
- Win or lose, celebrate their puzzling efforts at the end with a photo booth and snacks.

#### Relay

Great for hunters of all ages. Best if you can recruit fellow faculty and staff to assist for an hour or so.

- Begin with a single clue that the entire class sees: a riddle that leads them to a certain location or person. When they reach that person, they receive a clue that leads them on to another. Depending on group size and age, students can be divided into a few teams or encouraged to work the clue out as a class.
- The final clue can lead them back to the classroom, or perhaps to another festive gathering area where they can celebrate with a super-secret party.



# We're Going on a Pumpkin Hunt Activity Kit

## Mini Pumpkin Pies

### You Will Need

- 2 pie crusts (storebought or homemade)
- 15-oz can pumpkin puree (if desired, substitute 1 lb fresh pumpkin, peeled, chopped & boiled in salted water for about ten minutes, then pureed)
- 1/2 cup light brown sugar
- 3 egg yolks
- 1/2 cup heavy cream
- 1/2 teaspoon kosher salt (if using fresh-boiled pumpkin, adjust salt to taste)
- 1/2 teaspoon ground cinnamon
- Cupcake pan
- Cooking spray

### Directions

- Heat oven to 375°F and coat a standard cupcake pan with cooking spray.
- Unroll your pie crusts on a cutting board. Use a 3½-inch round cutter or the lid of a wide-mouth jar with about the same diameter to cut each crust into rounds.
- Whisk together all other ingredients in a medium-size bowl until smooth.
- Line each well of the cupcake pan with one piece of pie crust. Fill each mini pie with 3 tablespoons of filling; each well will be about two-thirds full but will rise in the oven. If desired, decorate tops of mini-pies with scrap dough.
- Bake for 25 to 30 minutes, rotating halfway through, until a toothpick inserted in the center comes out clean.
- Let cool in the pan for 10 minutes, then let cool completely on a wire rack, about 1 hour. Serve warm or at room temperature with whipped cream.



adapted from *Pies, Pies & More Pies!* by Viola Goren, Imagine Publishing

We're Going on a  
**Pumpkin Hunt**  
Activity Kit

## Pumpkin Jokes

|   |                                   |
|---|-----------------------------------|
| Who helps the little pumpkins cross the road safely?            | The crossing gourd.               |
| What is a pumpkin's favorite sport?                             | Squash.                           |
| How do you repair a broken jack-o'-lantern?                     | With a pumpkin patch.             |
| What is the ratio of a pumpkin's circumference to its diameter? | Pumpkin pi.                       |
| What do you get when you drop a pumpkin?                        | Squash.                           |
| What do you call a fat jack-o'-lantern?                         | A plumpkin.                       |
| What did the pumpkin say to the pumpkin carver?                 | Cut it out!                       |
| Why was Cinderella not very good at softball?                   | Because her coach was a pumpkin.  |
| What are gourds afraid of?                                      | Things that go pumpkin the night. |
| What's the best thing to put in a pumpkin pie?                  | Your teeth!                       |

# We're Going on a Pumpkin Hunt Activity Kit

## Fun Facts

- Pumpkins are actually a fruit, not a vegetable.
- The original jack-o'-lanterns were made out of turnips in Ireland and on the Isle of Man.
- The world's heaviest pumpkin weighed over 2,600 pounds—that's about as much as a rhinoceros!
- Pumpkin flowers are edible. They taste sweet and a little earthy.
- Pumpkin seeds, aka pepitas, are also delicious. You may have eaten them in a salad or trail mix.
- Pumpkins are native to the Americas.
- The original pumpkin pie was very different from the modern version; European settlers hollowed out a pumpkin, filled it with milk and spices, and baked the whole thing!
- It can take as long as 130 days to grow a pumpkin from a seed.



## Pumpkin Fun Facts and Further Reading

### Books About Halloween

Simmons, Steven J. and Cyd Moore. *Alice and Greta*. Watertown, MA: Charlesbridge, 2019.

Streed, Sam. *Alfred's Book of Monsters*. Watertown, MA: Charlesbridge, 2019.

Bateman, Teresa. *Runaway Pumpkins*. Watertown, MA: Charlesbridge, 2020.

### Books About Courage

Raczka, Bob and Larry Day. *Beware!* Watertown, MA: Charlesbridge, 2019.

Baehr, Patricia Goehner and Margot Apple. *Boo Cow*. Watertown, MA: Charlesbridge, 2012.

Biedrzycki, David. *Me and My Dragon: Scared of Halloween*. Watertown, MA: Charlesbridge, 2013.

### Books About Pumpkins

Farmer, Jacqueline and Phyllis Limbacher Tildes. *Pumpkins*. Watertown, MA: Charlesbridge, 2004.

Pfeffer, Wendy and James Graham Hale. *From Seed to Pumpkin*. New York, NY: HarperCollins, 2015.

Lindeen, Mary. *I Pick Fall Pumpkins*. Minneapolis, MN: Lerner, 2016.