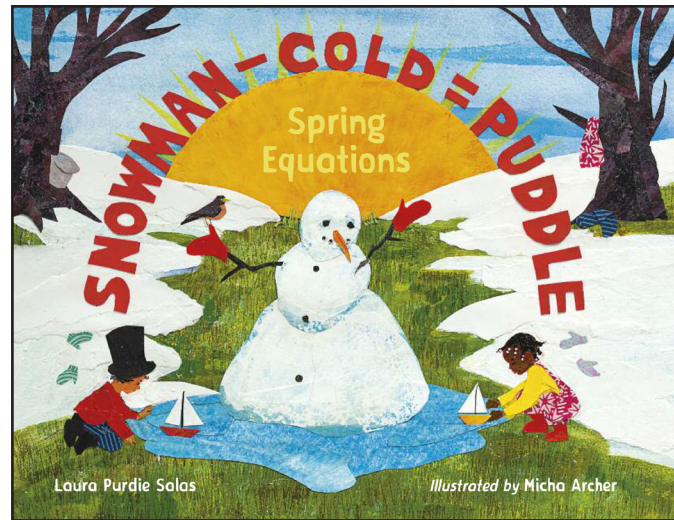


# Snowman - Cold = Puddle

## ACTIVITY GUIDE

### Table of Contents

Beyond the Book	2
Flyer	5
Flower and box stencils	6
Word search	7



978-1-58089-798-3 HC



### About the Author

Laura Purdie Salas is the award-winning author of more than one hundred books, including *If You Were the Moon*, *A Rock Can Be*, and *Water Can Be* (Millbrook Press). She lives in Minneapolis, Minnesota.



### About the Illustrator

Micha Archer is the author and illustrator of *Daniel Finds a Poem* (Nancy Paulson Books) as well as the illustrator of *The Wise Fool*, *Lola's Fandango* (Barefoot Books), and *Around the World in a Bathtub*. She lives in Western Massachusetts.

# Snowman - Cold = Puddle

## ACTIVITY GUIDE

### Spring displays

The change from winter to spring is a great opportunity to create colorful displays. Here are some potential spring themes:

- May Flowers (*Spring Blossoms; The Flower Alphabet Book; Plant Secrets*)
- The Birds and the Bees (*Nest, Nook & Cranny; Hatching Chicks in Room 6; Butterflies in Room 6; The Bumblebee Queen*)
- Seasonal Sonnets (*Our Seasons; Fresh-Picked Poetry; One Big Rain*)

Quick paper crafts can add some pop to your arrangements: try folding paper cranes and honeycomb cells for *The Birds and the Bees*, tissue-paper blossoms for *May Flowers*, and blue-confetti "rain" (umbrellas optional) for *Seasonal Sonnets*.

### Preparing for the reading

See the next page for a flyer to post in your facility and around your community. Visit us at [www.charlesbridge.com/SnowmanMinusCold](http://www.charlesbridge.com/SnowmanMinusCold) to download the book's cover for social media promotions. A photo of the author can be found at [www.charlesbridge.com/LauraPurdieSalas](http://www.charlesbridge.com/LauraPurdieSalas).

### Nature walk

Consider your neighborhood's outdoor resources. If weather and traffic permit, lead a short nature walk through your local park to talk about the change of seasons. If scheduled right before the reading, this can help work the fidgets out of wiggly youngsters.

## Beyond the Book

If scheduled right after the reading, you can encourage kids to try making their own equation poems as you walk and observe nature together.

### Hands-on metaphors

Bring in a few examples of the metaphors mentioned in the book: an alarm clock, a jewelry box, a drum, an umbrella, etc. You can bring them out before the reading and ask kids to identify the items as they appear in the story, then ask the kids afterwards to pick their favorite. If age-appropriate, talk about what a metaphor is and how it shows up in many books.

### Craft corner: April Showers

Build a quick and easy model of the old saying about April showers and May flowers!

You will need:

- Scissors (if age-appropriate; if not, precut some flowers and box forms)
- Construction paper
- Stencils (see page 6 or use your favorite flower shapes)
- Pipe cleaners
- Tape
- Bubbles (optional)

Fold and tape the boxes together, make a pipe-cleaner stem for your paper flower, thread the flower through the hole in the box, then blow bubble rain at the boxes to make the flower grow!

# Snowman - Cold = Puddle

## ACTIVITY GUIDE

### Reading aloud

**Before reading**, hold up the book for observation. Read the title and subtitle aloud and ask what this book might be about. Unpack the cover illustration together: Who's on the cover? What are they doing? What else is happening here?

Engage in a knowledge check:

- What is a poem?
- What is spring?
- What is an equation?

**After reading**, engage in another knowledge check:

- What is a poem? Introduce and/or discuss the term "metaphor" and talk about the kinds of comparisons the author makes.
- What is spring? Read the back matter section together and talk about how different people experience and recognize different kinds of spring. What are other words with multiple meanings?
- What is an equation? Talk about the various kinds of changes represented by equations in this book.

### Colorful collages

Discuss the collage illustration style, pointing to specific technical examples in the pages. Compare and contrast these illustrations with those of a similar style (Eric Carle, Leo Lionni, Susan Swan, Faith Ringold, etc). Then practice collage, either by making individual illustrations or by planning and executing a large illustration together on roll paper.

## Beyond the Book

### Poet-mathematicians

Review the four basic mathematical operations (addition, subtraction, multiplication, and division) and the kinds of changes they describe. Ask readers to observe nature and jot down three changes they notice (the appearance of crocuses, the disappearance of snow, etc). Then encourage readers to think about what kinds of changes they noticed: things appearing and disappearing, becoming more numerous or more scarce, changing colors or sizes, etc. For the "equals" part of the equation, talk about similes, metaphors, and the effect that spring has on people. Together, convert one example observation into an equation before assigning readers to write equations for their observations in small groups. Readers may present their equations verbally, write and illustrate them on posters, or simply turn in a written copy.

#### Example:

*Observation:* Birds are singing in my yard

*Kind of change:* Things appearing (birdsong), things becoming more numerous (birds)

*Similes/metaphors/effects:* choir, conversation

*Equation:* bird + bird + bird + bird = choir

### Seed + water = ?

Welcome spring by planting a paper-cup garden! You will need paper cups, potting soil, and a packet of mixed wildflowers or peas. As each child plants and cares for their own paper-cup sprout, encourage them to observe their sprout's progress, sketch it in a journal, gather and chart data, and/or research and present a report about their sprout's species.

# Snowman - Cold = Puddle

## ACTIVITY GUIDE

### Backyard science

Backyards are full of science waiting to happen! For households without a backyard, the local park or even a windowbox can be a good substitute.

**Pre-K—1st grade:** Set aside a daily time to walk and observe the outdoors together; ask your child what they notice, what has changed since yesterday, etc. Practice checking the weather together via app, TV, newspaper, outdoor thermometer, and/or commonsense observation. Read to your child about your local biome, watershed, and wildlife.

**2nd—3rd grade:** Start a backyard journal with your child; encourage them to jot down the date, temperature, weather, and outstanding flora and fauna observations. This is also a useful tool to track the progress of a garden or windowbox, if you decide to plant flowers, herbs, or vegetables. Discuss local environmental news as a family; as appropriate for your region, talk about disaster preparedness and make sure your child knows your family plan for natural disasters.



### Beyond the Book

### Seasonal celebrations

Talk about how each family observes the coming of spring practically and culturally. Some families have holidays that celebrate the change of seasons; others plant gardens, clean house, go on picnics, or take part in community fairs, festivals, and parades. Consider pairing *Snowman - Cold = Puddle* with the following titles:

- *A Moon for Moe and Mo*
- *Our Seasons*
- *Maya Papaya and Her Amigos Play Dress-Up*

### Regional resources

Have a budding naturalist on your hands? Fear not! There are many organizations at work in your area who can connect outdoorsy kids with information and resources. Consider contacting:

- The US Forest Service (look up national forest campsites and hiking trails near you at [www.fs.fed.us/visit/destinations](http://www.fs.fed.us/visit/destinations))
- Your local parks and recreation district
- Your local Audubon Society
- The US Fish and Wildlife Service (look up wildlife refuges and sanctuaries near you at [www.fws.gov/refuges](http://www.fws.gov/refuges))
- Your local library or city hall—they can put you in touch with local nature museums, conservation groups, wildlife education centers, and all manner of outdoorsy organizations



Join us for a special reading of

# Snowman - Cold = Puddle

## SPRING EQUATIONS

written by Laura Purdie Salas

illustrated by Micha Archer

Date: \_\_\_\_\_

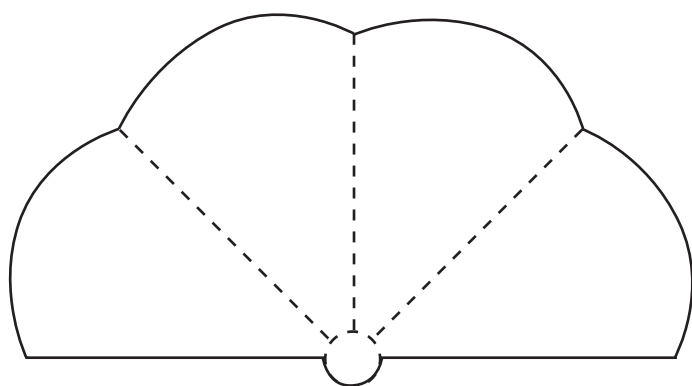
Time: \_\_\_\_\_



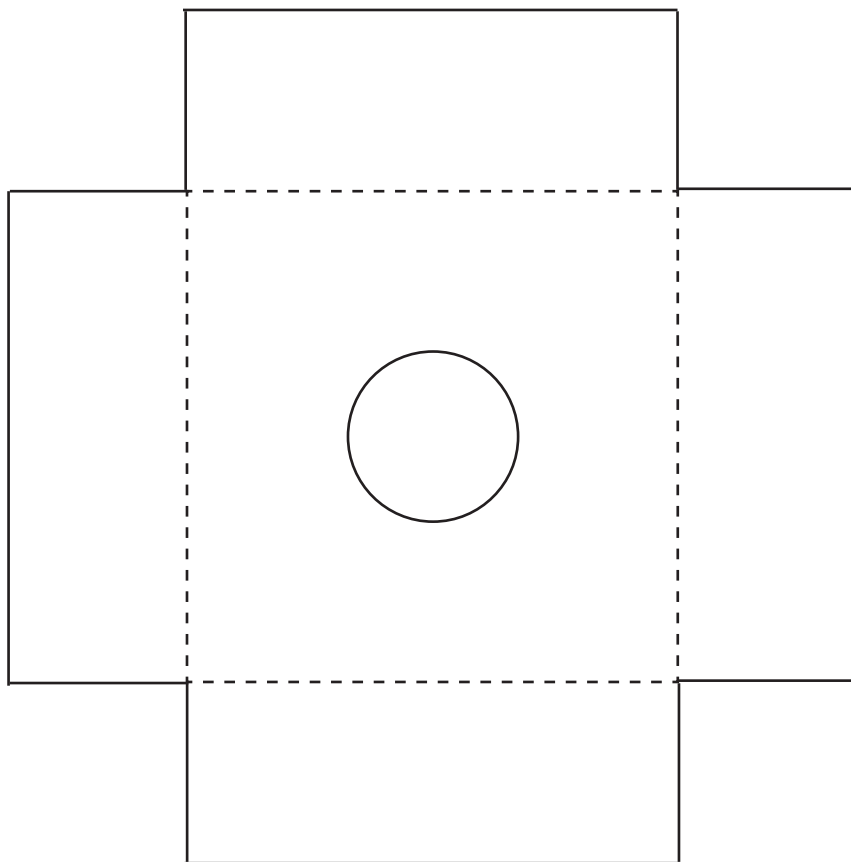
# Snowman - Cold = Puddle

## ACTIVITY GUIDE

## April Showers: Flower and box stencils



Cut on solid lines; fold on dotted lines; tape edges together.



Cut on solid lines; fold on dotted lines; tape corners together.

# Snowman - Cold = Puddle

## Word Search

### ACTIVITY GUIDE

H R N K S S W W I H  
E I U O P M O E D O  
T K B R I B O A I N  
A P I E N T N O S E  
R N O I R D A G L Y  
G E A E E N G U Z B  
I R T L M E A L Q E  
M G I N A M H T V E  
K O S C I E N C E S  
N T L E M W O N S N

BLOOMS  
DANDELION  
EGGS  
EQUATION  
HIBERNATE

HONEYBEES  
MIGRATE  
POEM  
RAINBOW  
SCIENCE

SNOWMELT  
SPRING  
WINTER