



# How To Draw Aggie!!

FOLLOW THESE STEPS TO CREATE A DANDY DRAWING OF OUR FRIEND AGGIE. USE THE SHAPES TO THE LEFT OF THE BOX TO ADD TO THE DRAWING. THIS WAY YOU CAN GET USED TO THE LINES USED TO MAKE OUR FRIEND!


1




2




3



4



5



....AND THERE YOU HAVE IT!  
A HANDY-DANDY DRAWING OF  
YOUR FRIEND AGGIE YOU  
CAN BE PROUD OF!!