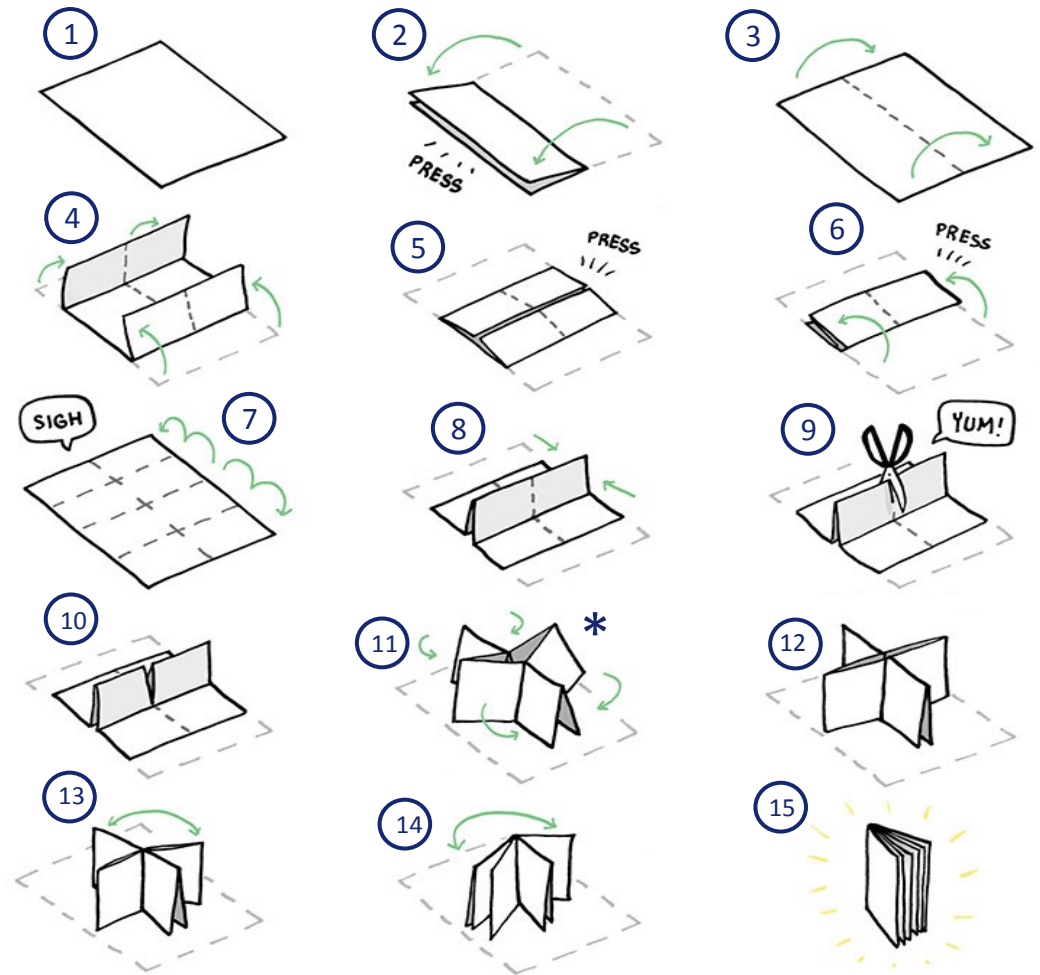



Make an 8-Page Zine for THE ONE DAY HOUSE

1. Print one or both of the attached templates
2. Ask an adult to help you fold and cut the printed paper using the instructions to the right
3. Once it's folded together, draw in your own ideas!
4. Show your friends and share what you hope to accomplish one day!



*This part is tricky! You're going to take the two tabs you just cut and fold them down toward each other. This will cause the rest of the book to turn into pages!


One day




One day Wilson
will fix the chimney.




One day




One day Wilson
will build a fence.



One day Wilson
will fix the piano.



One day



The End



THE ONE DAY HOUSE
Words by Julia Durango ~ Pictures by Bianca Diaz

Charlesbridge 978-1-58089-709-9
Ages 3-7 ~ 32 pages

My One Day Book






By:




What could stop you from doing it?

Who can help you reach your dream?



What do you want to do one day?



The End


THE ONE DAY HOUSE

Words by Julia Durango ~ Pictures by Bianca Diaz

 Charlesbridge

978-1-58089-709-9
Ages 3-7 ~ 32 pages

My One Day Book



By: