



LEGEND:

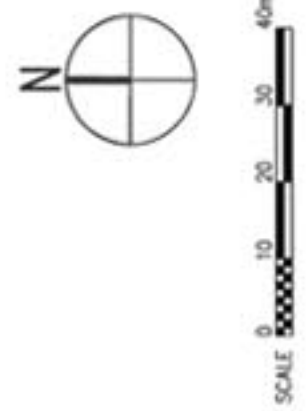
-  MRT Line & Station
 (u/c) Under Construction
 ===== Future Road
-  LRT Line & Station
 CG Common Green



LEGEND

- Studio Apartment Type A
- Studio Apartment Type B
- 4-Room
- 5-Room
- Eating House / Mini Mart / Shops
- Pergola / Trellis
- Surrounding Buildings
- Linkway/ Precinct Pavilion/ Drop-off Porch/ Shelter
- Reserved for/ Existing Development
- Children Playground (PG) / Adult Fitness Station (AFS)/ Elderly Fitness Station (EFS)
- Residents' Committee Centre (RCC)/ Child-care Centre (CCC)/ Senior Activity Centre (SAC) at 1st storey
- Electrical Sub-Station (ESS) at 1st storey
- Multi - Storey Carpark
- Air-well
- Open Space
- Staircase
- Utilities Center (UC) at 1st storey
- Driveway
- Drainage Reserve
- Centralised Refuse Chute
- Corridor
- Lift
- Service Bay

BLOCK NUMBER	NO OF STOREYS	Studio Apartment Type A	Studio Apartment Type B	4 ROOM	5 ROOM	TOTAL	LIFT OPENS AT
274A	18	-	-	49	49	98	Every Storey
274B	17	-	-	46	47	93	Every Storey
274C	17	26	43	31	-	100	Every Storey
278A	18	-	-	50	64	114	Every Storey
278B	17	-	-	46	47	93	Every Storey
278C	17	41	28	31	-	100	Every Storey
TOTAL		67	71	253	207	598	

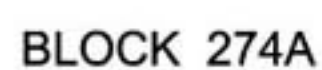



Applicants are encouraged to visit the place before booking a flat.



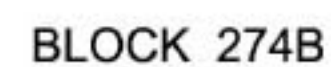
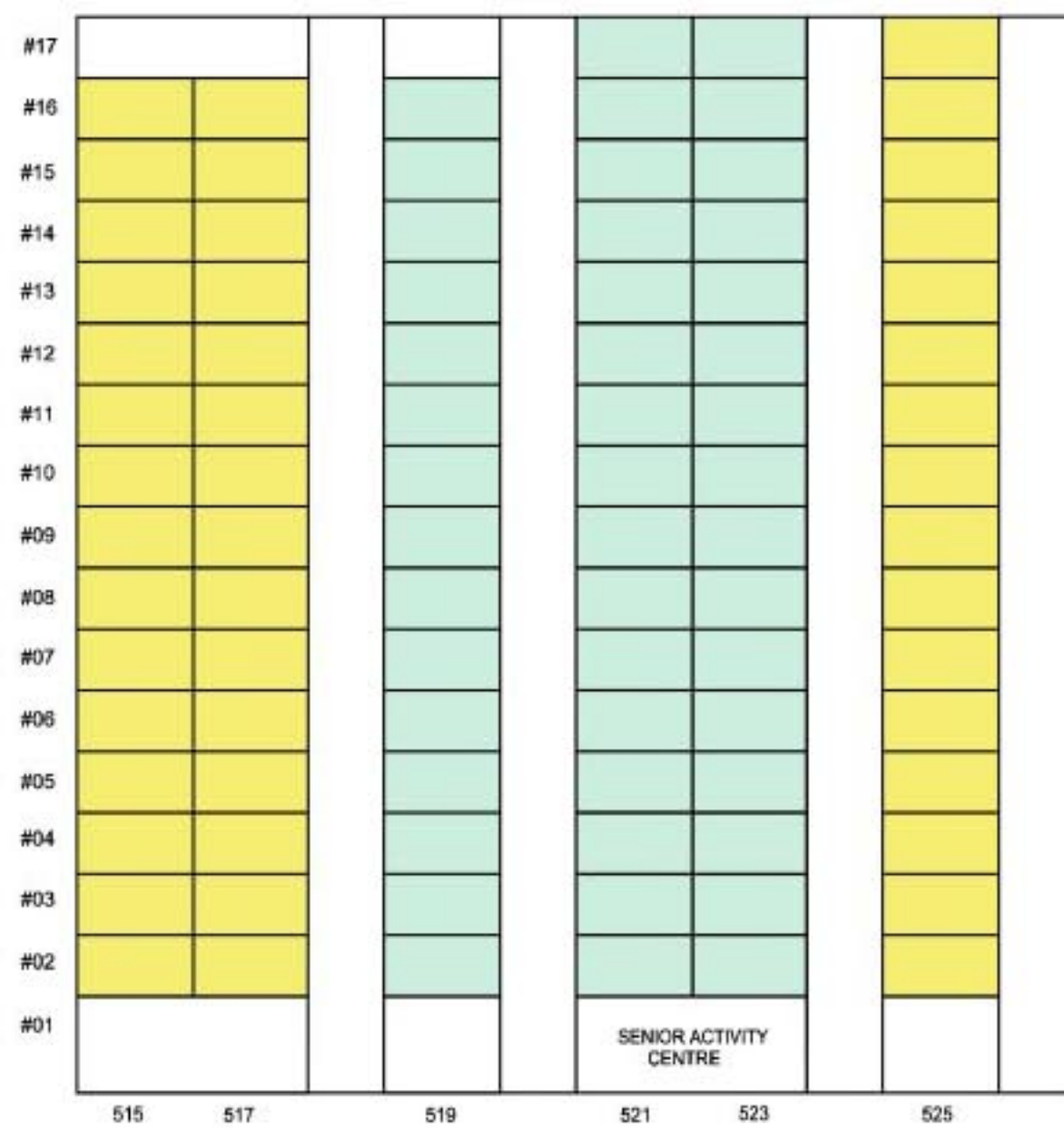
Standard Flats


Unit Distributions




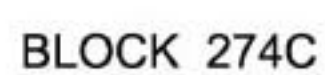
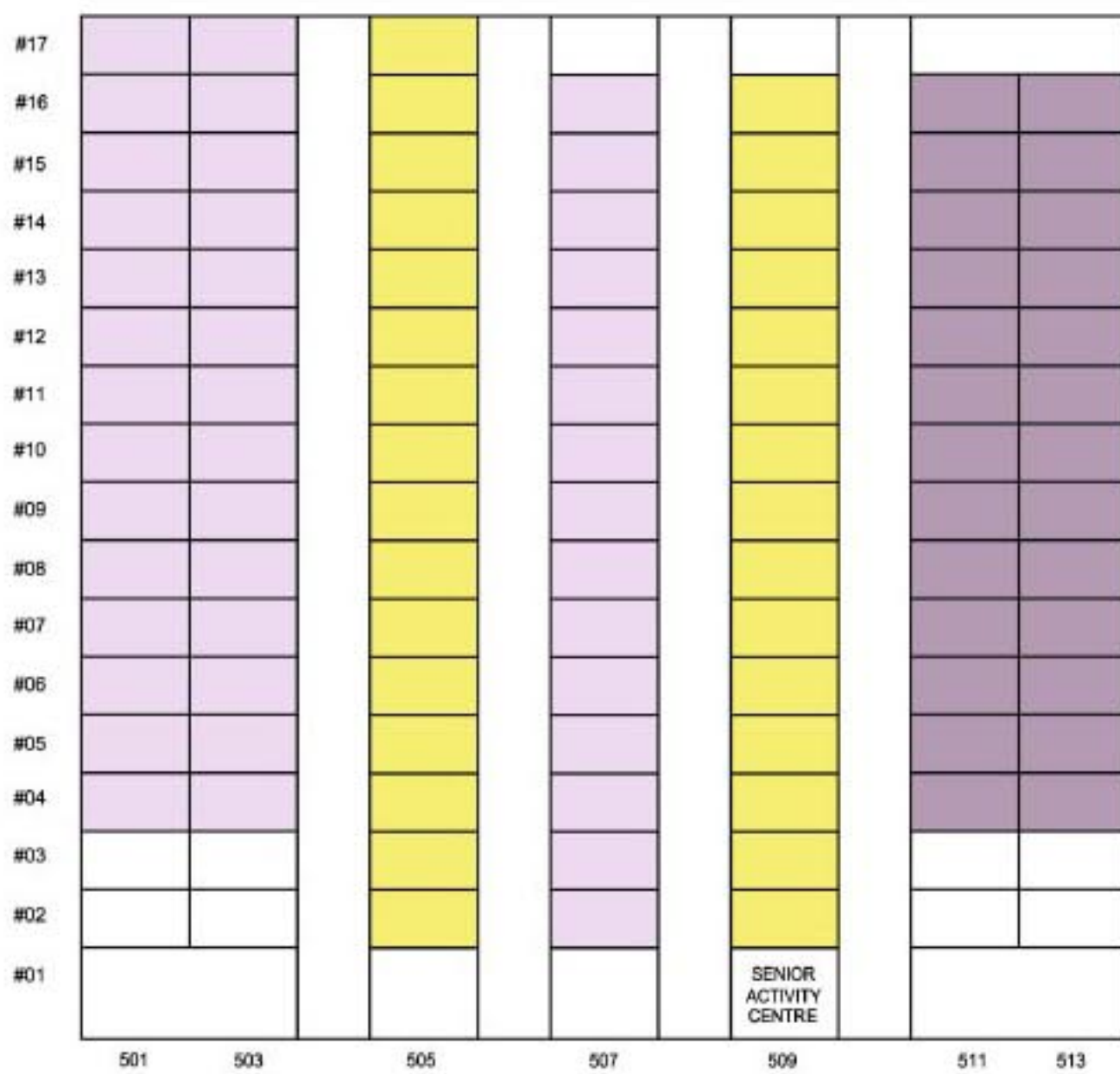
 4 ROOM


 5 ROOM



 4 ROOM

 5 ROOM

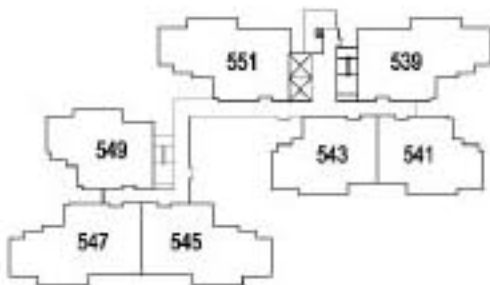


 STUDIO APARTMENT
(TYPE B)

 4 ROOM

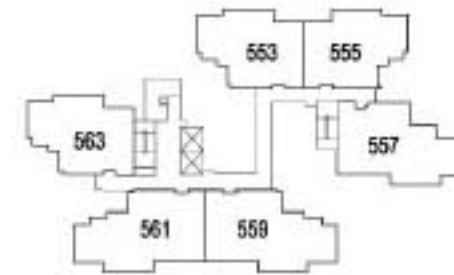
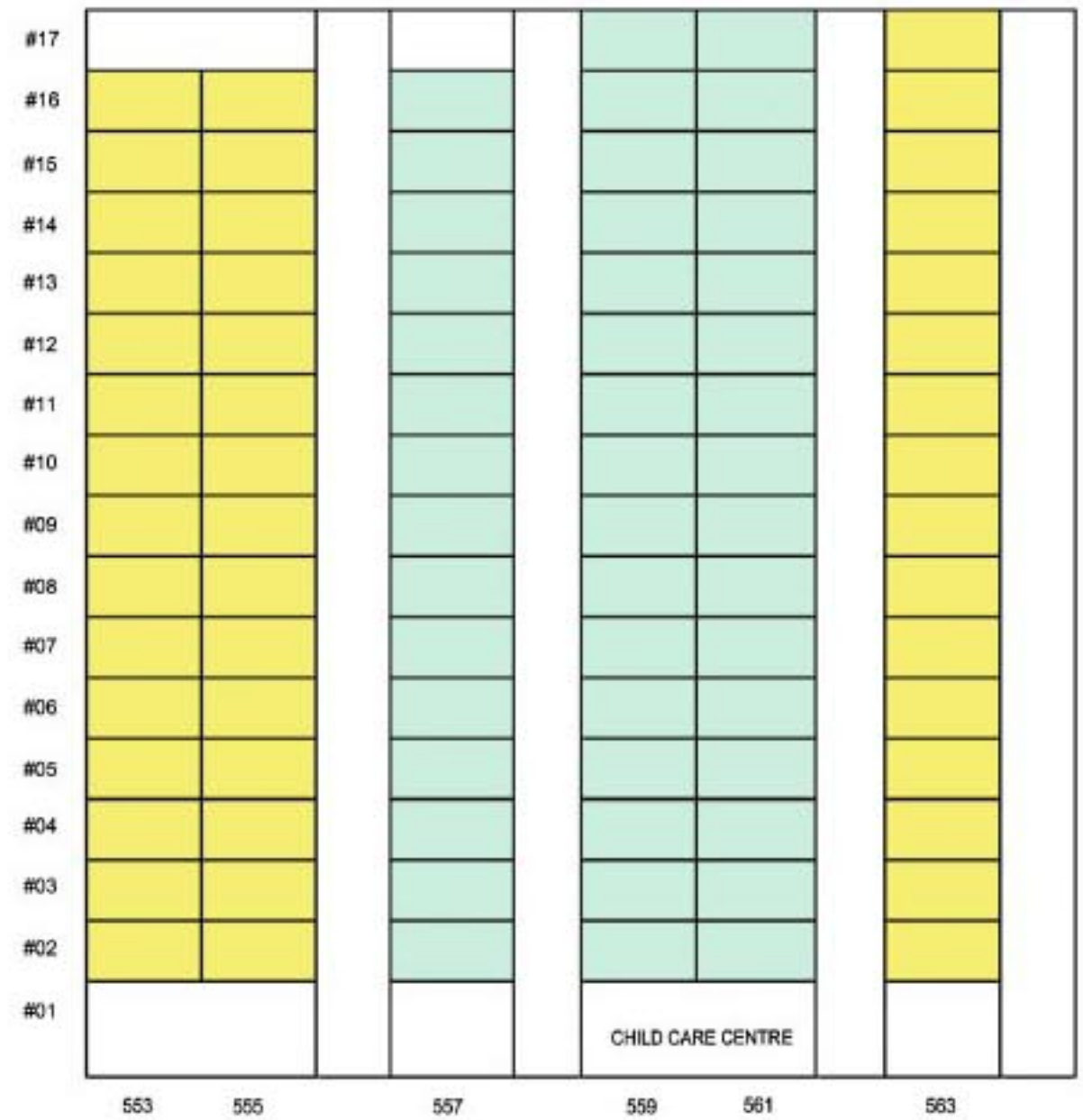


Unit Distributions



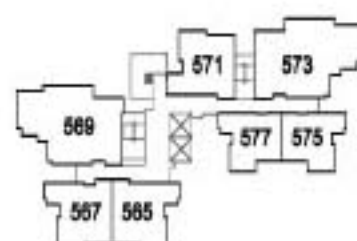
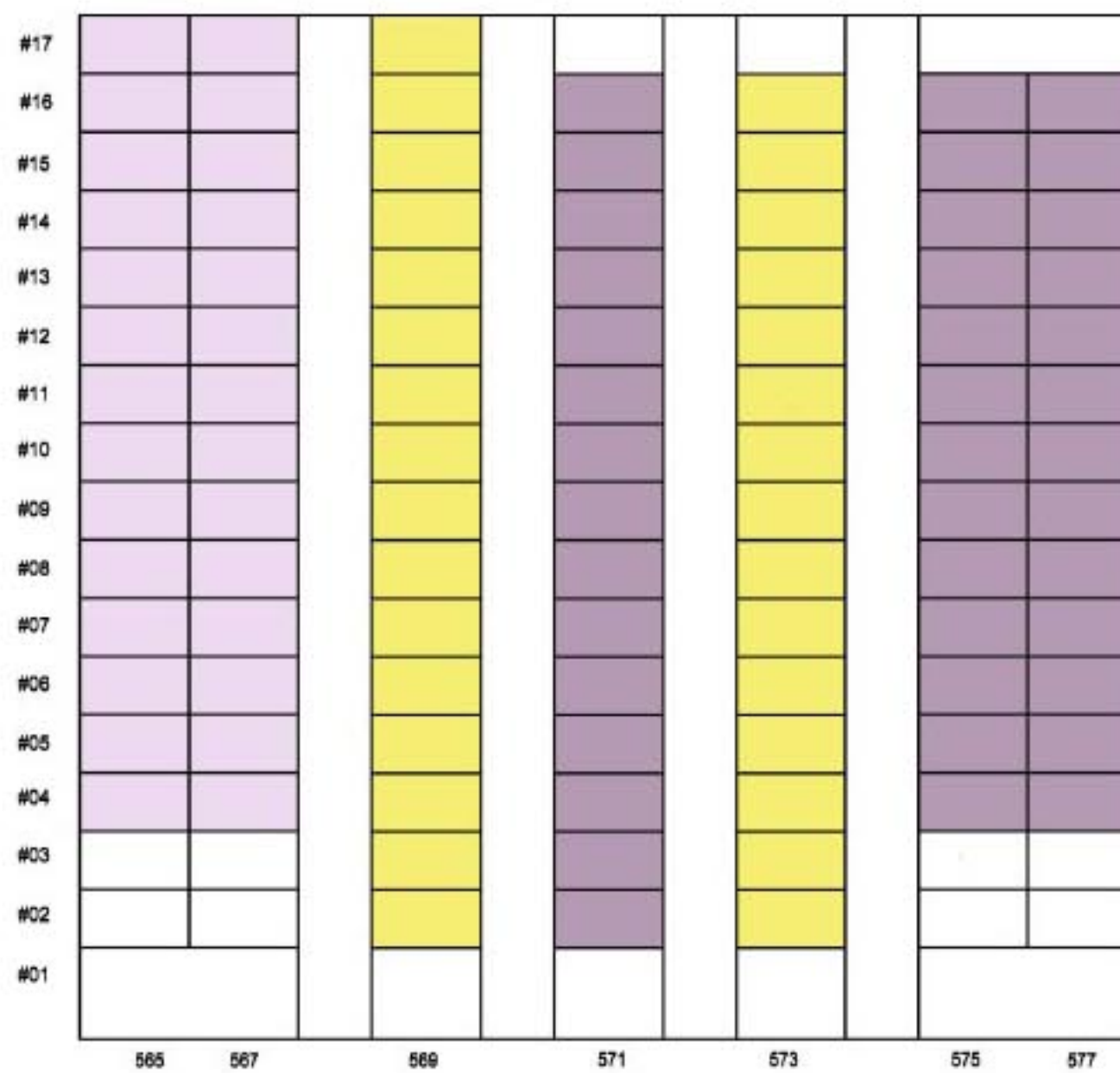
BLOCK 278A

4 ROOM
5 ROOM



BLOCK 278B

4 ROOM
5 ROOM



BLOCK 278C

STUDIO APARTMENT (TYPE A)
STUDIO APARTMENT (TYPE B)
4 ROOM

STUDIO APARTMENT (TYPE B)
4 ROOM

**GENERAL SPECIFICATIONS FOR COMPASSVALE HELM***(For Studio Apartment)***Foundation**

Piled foundations.

Structure

Reinforced concrete structural framework with reinforced concrete slabs.

Roof

Reinforced concrete roof slab with precast concrete secondary roofing.

Walls

All external and internal walls are constructed with reinforced concrete/solid blocks/bricks with cement plastering/precast panels/precast lightweight concrete partitions.

Windows

Aluminium framed windows with tinted glass.

Doors

Entrance	: decorative solid timber door and metal gate
Bedroom	: laminated sliding timber door
Bathroom/WC	: PVC folding door
Household Shelter	: metal door

Finishes

Ceilings	: skim-coated or plastered and painted
Kitchen/Bathroom/WC walls	: ceramic tiles
Other Walls	: skim-coated or plastered and painted
Living/Dining/Bedroom floor	: glazed porcelain tiles with timber skirting
Kitchen floor	: glazed porcelain tiles
Bathroom/WC floor	: ceramic tiles
Household shelter floor	: glazed porcelain tiles

Fittings

Quality locksets.
Quality sanitary fittings.
Kitchen cabinets with cooker hood, gas hob and kitchen sink.
Built-in wardrobe.
Clothes Drying Rack.

Services

Gas services and concealed water supply pipes.
Concealed electrical wiring to lighting and power points (including water heater and air-conditioning points).
Television points.
Telephone points.

Important Notes:

- 1) The Household Shelter is designed for use as civil defence shelter. The walls, ceiling, floor and door of the Household Shelter shall not be hacked, drilled, altered or removed.
- 2) Air-con panel in the main bedroom will not be provided.
- 3) Any unused or unoccupied open spaces in front of or nearby / adjacent to the flat units are not available for purchase and that the HDB will not entertain any requests from the flat owners to purchase and / or enclose the unused or unoccupied open spaces.

You are advised to visit HDB's website at www.hdb.gov.sg for information on renovations rules.

**GENERAL SPECIFICATIONS FOR COMPASSVALE HELM***(For 4-Room & 5-Room)***Foundation**

Piled foundations.

Structure

Reinforced concrete structural framework with reinforced concrete slabs.

Roof

Reinforced concrete roof slab with precast concrete secondary roofing.

Walls

All external and internal walls are constructed with reinforced concrete/solid blocks/bricks with cement plastering/precast panels/precast lightweight concrete partitions.

Windows

Aluminium framed windows with tinted glass.

Doors

Entrance	: decorative solid timber door and metal gate
Bedrooms	: laminated semi-solid timber door (Type D9a) (optional)
Bathrooms/WC	: laminated semi-solid timber door (Type D9a) (optional)
Household Shelter	: metal door
Service Yard	: aluminium framed door with glass

Finishes

Ceilings	: skim-coated or plastered and painted
Kitchen/Bathrooms/WC walls	: ceramic tiles
Other Walls	: skim-coated or plastered and painted
Living/Dining/Bedrooms floor	: polished porcelain tiles with timber skirting (optional)
Kitchen floor	: glazed porcelain tiles
Bathrooms/WC floor	: ceramic tiles
Service Yard floor	: glazed porcelain tiles with tile skirting
Household shelter floor	: glazed porcelain tiles

Fittings

Quality locksets.

Water Closet suite.

Vanity top wash basin at attached Bathroom/WC (for 5-room only), wash basin for other Bathroom/WC (optional).

Bath/ shower mixer with shower set, tap mixer (optional).

Clothes Drying Rack.

Services

Gas services and concealed water supply pipes.

Concealed electrical wiring to lighting and power points (including water heater and air-conditioning points).

Television points.

Telephone points.

Important Notes:

- 1) The Household Shelter is designed for use as civil defence shelter. The walls, ceiling, floor and door of the Household Shelter shall not be hacked, drilled, altered or removed.
- 2) Air-con panel in the main bedroom will not be provided.
- 3) Any unused or unoccupied open spaces in front of or nearby / adjacent to the flat units are not available for purchase and that the HDB will not entertain any requests from the flat owners to purchase and / or enclose the unused or unoccupied open spaces.

You are advised to visit HDB's website at www.hdb.gov.sg for information on renovations rules.