

If you require any assistance, you can speak to our customer service team directly via phone on **1300 552 255 (AU)** or **0800 003 329 (NZ)**, or via email at **customer@mercator.com.au**

You can also visit **ikuü.com.au** to access troubleshooting guides and advice on how to get the most from your ikuü products, such as guides on scenes and automation.

1 Set Up the App


1. Download the Ikuü app.
2. Tap 'create new account' or 'log in to account'.
3. Follow the in-app prompts and tap 'OK'.

2 Connect to the App

To connect your fairy lights to the app, you must first enter pairing mode. All Ikuü Wi-Fi products require a 2.4GHz Wi-Fi network.

Activate Pairing Mode:

Press and hold the power button for 5 seconds. The lights will start to blink rapidly (approx. 8 times every 5 seconds).




2 Connect to the App (Cont.)

Pairing Your Fairy Lights:

1. Open the Ikuü app.
2. Tap + > Add Device > Auto Scan. The discovery process will begin.
3. When your product is discovered, tap 'next'.
4. Confirm your Wi-Fi details and tap 'confirm'. This will begin the pairing process, which will add your fairy lights to the app.
5. Once pairing is complete, you can edit your fairy lights' name or assign it to a room (optional).
6. To finish the pairing process, tap 'complete'.

Note: If the pairing process doesn't work, and you are certain that the password for your 2.4GHz Wi-Fi network is correct, try pairing in AP mode. Refer to our website for details.



3 Voice Assistant Setup (Optional)

Google Assistant

1. Open the google home app and sign in to your google account.
2. Tap + and select Set Up Device > Have Something Already Set Up?
3. Select Ikuü from the list or type Ikuu in the search bar.
4. Type in your Ikuü login details.
5. Tap Link Now > Authorise.


Amazon Alexa

1. Open the Amazon Alexa app and sign in to your Alexa account.
2. Tap Menu > Skills & Games.
3. Search for Ikuü and tap 'enable'.
4. Enter your Ikuü account details and tap 'link now'.



Want more from your products? The Ikuü app can help you to customise your smart products any way you like. Detailed guides on these features can be found at www.ikuu.com.au.

- Rooms**
Separate your products within the app for easy control based on their location.
- Scenes**
Control multiple products from any room at the same time.
- Automation**
Create triggers that allow products to complete actions automatically. These triggers can be based on time, sensors, or even other products.
- Routines**
Use Ikuü with other household products to create simple voice commands that trigger customised actions based on your daily activities.
- Timers**
Use a range of a scheduling and countdown timers that trigger actions.
- Alerts**
Manage the kinds of alerts you receive from your products (e.g. security products).
- Sharing**
Share access of your products with others.
- In-App Customer Service**
Talk to our customer service team directly through the app if you have any issues.



Want more Ikuü? Visit www.ikuu.com.au to explore our whole range of smart products!

For guides on using these features in the app and to see our broad range of smart products, visit www.ikuu.com.au

You can speak to our customer service team directly via phone on **1300 552 255 (AU)** or **0800 003 329 (NZ)**, or via email at customer@mercator.com.au