

GPCA JK 2DOOR COVER LITE

Trunk Full of Freedom

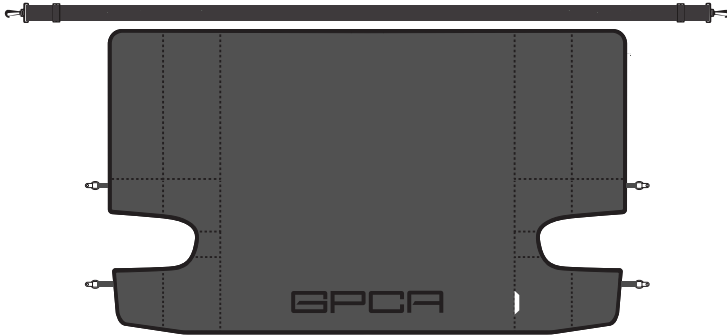
DESIGNED IN USA. Patented

FULL COVERAGE, MUCH EASIER TO USE

Introducing the Jeep Wrangler Unlimited flexible Cargo Cover LITE under your soft or hardtop. Keep your valuable possessions stored in the cargo area of your Jeep safely hidden from view with this fantastic cargo cover. Specially designed to be easy to install and remove. Tear resistant, lightweight, water-repelling, easy to clean, adjustable and durable, need we say more! The cargo cover stretches over the Jeep's rear cargo area, helping keep contents of the cargo area concealed giving you added measure of security and importantly, peace of mind. It protects and covers while still allowing access to the rear cargo area. In the event of any accident, it also cushions the impact, protecting your belongings. Conceal your valuables and deter thieves while protecting your important assets. Cheers to your trunk full of freedom!

What are included in the package *Illustrations may be slightly different than actual product

+ Cargo Cover LITE



+ Tie-Down D-Ring X 6  Please contact us if you have any installation questions or missing parts. HELLO@GPCA.COM

* Optional compatible cargo organizer on gpcacom

* Optional cover/ top Quick Release screw set on gpcacom

WWW.GPCA.COM



#GPCAofficial
Join our 40K followers

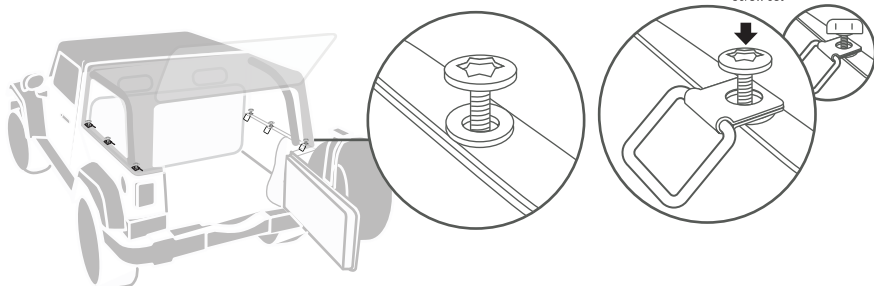
* Jeep, Wrangler, Rubicon, unlimited, JKU are registered trademarks of FCA (Fiat Chrysler Automobiles). GPCA Products (Touching design LLC), has no affiliation with FCA. Throughout this website and catalog the terms Jeep, Wrangler, MOPAR®, & Rubicon are used for identification purposes only. It is not implied that any part listed is a product of, or approved by Fiat Chrysler Automobiles. We just love Jeeps.

Instructions

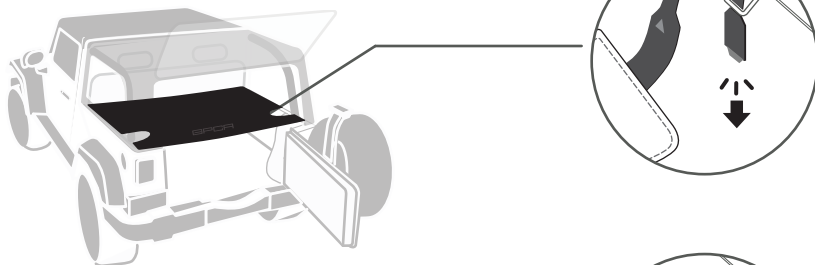
WATCH VIDEO ON GPCA.COM/FAQ

Step 1 Use Jeep Wrangler hardtop screws and nuts* on the tub edge to mount the 6 provided Tie-down D-rings.

* The screws and nuts kit are not included to this package. They may or may not come with your Jeep Wrangler purchase. Visit GPCA.com to purchase the compatible **GPCA Quick Release thumb screw set** if needed.



Step 2 Guide the strap ends through the Tie-down D-rings with the GPCA cover logo side up.

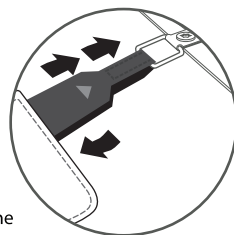


Step 3 Adjust the length of the straps with care. Watch the full video: www.GPCA.com/faq

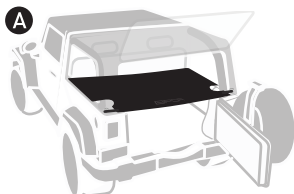


1 Pull the end of strap

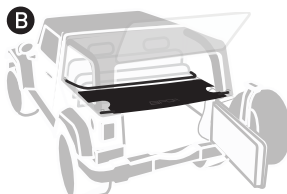
2 Align and press close the Velcro area




Step 4 3 rows of Tie-down D-rings and straps for 3 configurations. Adjust the configuration to fit your cargo area.



Back Seat Removed/
Back Seat Folded down



Back Seat Folded up



Back Seat in Place