






SUBMITTAL DATA SHEET

| | | |
|--------------------------------------|---------------------|--------------------------|
| Wall Mounted Heat Pump System | | ACIQ-12ZPL-HP230B |
| Location: _____ | Approval: _____ | |
| Engineer: _____ | Date: _____ | |
| Submitted to: _____ | Construction: _____ | |
| Submitted by: _____ | Unit #: _____ | |
| Reference: _____ | Drawing #: _____ | |

| | |
|--------------------|---|
| Set Code | 22022010018077 |
| Indoor unit code | 22022011016261 |
| Outdoor unit code | 22022016016220 |
| Set Model | |
| Indoor unit model | ACIQ-12ZPL-HP230B |
| Outdoor unit model | |
| Certified | |
| AHRI |  |
| UL |  |
| |  |



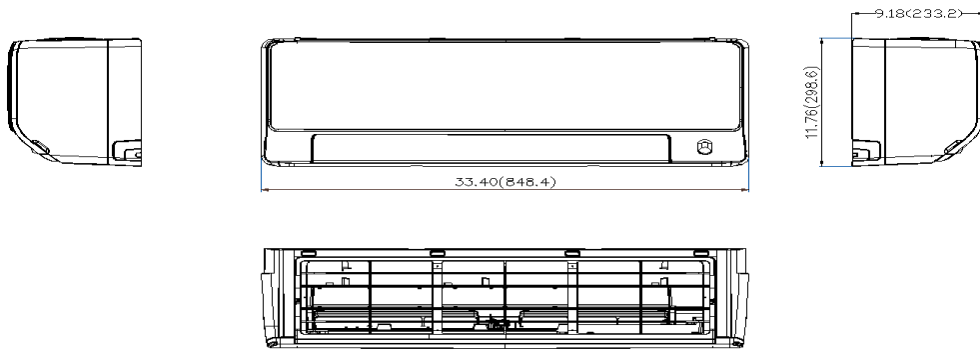
| SYSTEM PERFORMANCE DATA | | |
|-----------------------------------|-------------|---------------------|
| Power supply | | |
| Normal Operational Voltage | (V, Ph, Hz) | 208/230V, 1Ph, 60Hz |
| Voltage Range | (V) | 187-253 |
| Electrical | | |
| Minimum circuit ampacity(Outdoor) | (A) | 15.0 |
| Max. fuse(Outdoor) | (A) | 15.0 |
| Connection wiring | | 14AWG*4 |
| Cooling | | |
| Capacity | (Btu/h) | 12000(3300~14300) |
| Power Input | (W) | 857(180~1180) |
| Current | (A) | 3.72(0.89~5.5) |
| SEER2 | (Btu/W) | 25.5 |
| EER2 | (Btu/W) | 14.0 |
| Heating | | |
| Capacity | (Btu/h) | 12000(5000~15300) |
| Power Input | (W) | 907(370~1500) |
| Current | (A) | 4.1(1.6~6.52) |
| HSPF2.4 | (Btu/W) | 10.4 |
| HSPF2.5 | (Btu/W) | 8.0 |
| COP | W/W | 3.88 |
| Heat at 17F(H32) | (Btu/h) | 10000 |
| Heat at 5F(H42) | (Btu/h) | 12000 |
| COP at 5F(H42) | W/W | 1.80 |

| INDOOR UNIT DATA | | |
|---------------------------------------|---------|-----------------------------|
| Indoor fan motor | | |
| Model | | ZKFP-20-8-6-21 |
| Qty | | 1 |
| Input | (W) | 50.00 |
| Output | (W) | 20.0 |
| RLA | (A) | 0.3 |
| Speed(Hi/Mi/Lo) | (r/min) | 1050/930/870 |
| Air flow & Noise level | | |
| Indoor air flow (Hi/Med/Lo) (No duct) | (CFM) | 382.35/335.29/229.41/176.47 |
| Indoor noise level (Hi/Med/Lo) | [dB(A)] | 38/33.5/23.5 |
| Dehumidification | (L/H) | 1.29 |
| Indoor unit | | |
| Dimension (WxDxH) | (inch) | 33.40x9.18x11.76 |
| | (mm) | 848.4x233.2x298.6 |
| Packing(WxDxH) | (inch) | 36.22x12.20x14.57 |
| | (mm) | 920x310x370 |
| Net/Gross weight | (lbs.) | 22.93/28.88 |
| | (kg) | 10.4/13.1 |

| REFRIGERANT PIPE DATA | | |
|--------------------------------|--------------|-----------|
| Throttle type | Indoor unit | N/A |
| | Outdoor unit | EXV |
| Design pressure | (PSIG) | 550/340 |
| Refrigerant Type | | R410A |
| Refrigerant charge | oz | 41.62 |
| Refrigerant precharge | (ft) | 25.0 |
| | (m) | 7.5 |
| Additional charge for each ft | (oz/ft) | 0.16 |
| Additional charge for each m | (g/m) | 15.0 |
| Liquid side/ Gas side(indoor) | (inch) | 1/4"/1/2" |
| | (mm) | 6.35/12.7 |
| Liquid side/ Gas side(outdoor) | (inch) | 1/4"/1/2" |
| | (mm) | 6.35/12.7 |
| Max. pipe length | (ft) | 82.0 |
| | (m) | 25.0 |
| Max. difference in level | (ft) | 32.8 |
| | (m) | 10.0 |
| Connection method | | Flared |
| Indoor(cooling) | (Deg. °F) | 60~90 |
| | (Deg. °C) | 16~32 |
| Indoor(heating) | (Deg. °F) | 32~86 |
| | (Deg. °C) | 0~30 |
| Outdoor(cooling) | (Deg. °F) | -22~122 |
| | (Deg. °C) | -30~50 |
| Outdoor(heating) | (Deg. °F) | -22~75 |
| | (Deg. °C) | -30~24 |

| OUTDOOR UNIT DATA | | |
|-----------------------------------|---------|-------------------|
| Compressor | | |
| Type | | ROTARY |
| Model | | KTN110D42UFZ |
| Brand | | GMCC |
| Capacity | (Btu/h) | 11823 |
| Input | (W) | 885 |
| Rated current (RLA) | (A) | 8.8 |
| Refrigerant oil/oil charge | (ml) | VG74/350 |
| Outdoor fan motor | | |
| Model | | ZKFN-34-10-1 |
| Qty | | 1 |
| Input | (W) | / |
| Output | (W) | 34 |
| RLA | (A) | 0.4 |
| Speed | (r/min) | 850/680/450 |
| Air flow & Noise level | | |
| Outdoor air flow (Max.) | (CFM) | 1324 |
| Outdoor noise level | [dB(A)] | 56.0 |
| Outdoor unit | | |
| Dimension (WxDxH) | (inch) | 31.69x12.99x21.81 |
| | (mm) | 805x330x554 |
| Packing (WxDxH) | (inch) | 36.02x14.57x24.21 |
| | (mm) | 915x370x615 |
| Net/ Gross weight | (lbs.) | 73.63/79.37 |
| | (kg) | 33.4/36 |

Indoor unit dimension



Outdoor unit dimension

