

Taking apart

1



Holding the puzzle in two hands push the pieces that are highlighted yellow in the image away from the grey area

2



3



Push until all 6 parts are released

Back together: Stage 1

1



2




3




Lock together each piece as shown

Back together: Stage 2

1




3



In the other hand lock together the remaining three pieces.

Back together: Stage 3

1



With one sub assembled in each hand slot the two halves together

2



3



Finish