

ELEVATIONS CERAMIX COLLECTION

ELEVATIONS CERAMIX COLLECTION

CERAMIX™

RIRASKIN™

**LOOSE LAY BUILT IN
GROUT FLOORING**

**BUILT IN SOLID FIBERGLASS SHEET
FOR DIMENSIONAL STABILITY**

**THICKNESS: 2.0MM | WEAR LAYER: 20 MIL | FINISH: G88 ADVANCED CERAMIC BEAD COATING
EDGE: BUILT IN L-SHAPED GROUT | WARRANTY: LIFETIME RESIDENTIAL / 10 YEAR COMMERCIAL**

SIZE (CRX-501, 502, 503, 514, 516, 517, 518, 519): 7.08'' X 47.24'' | PCS/CTN: 12 | SQ.FT/CTN: 27.9

SIZE (CRX-506, 508): 36'' X 36'' | PCS/CTN: 4 | SQ.FT/CTN: 36

SIZE (CRX-513, 515): 18'' X 36'' | PCS/CTN: 8 | SQ.FT/CTN: 36



FLOORS BEYOND LIMITS™





CRX 501 **ST. MARTIN**



CRX 502 **SICILY**



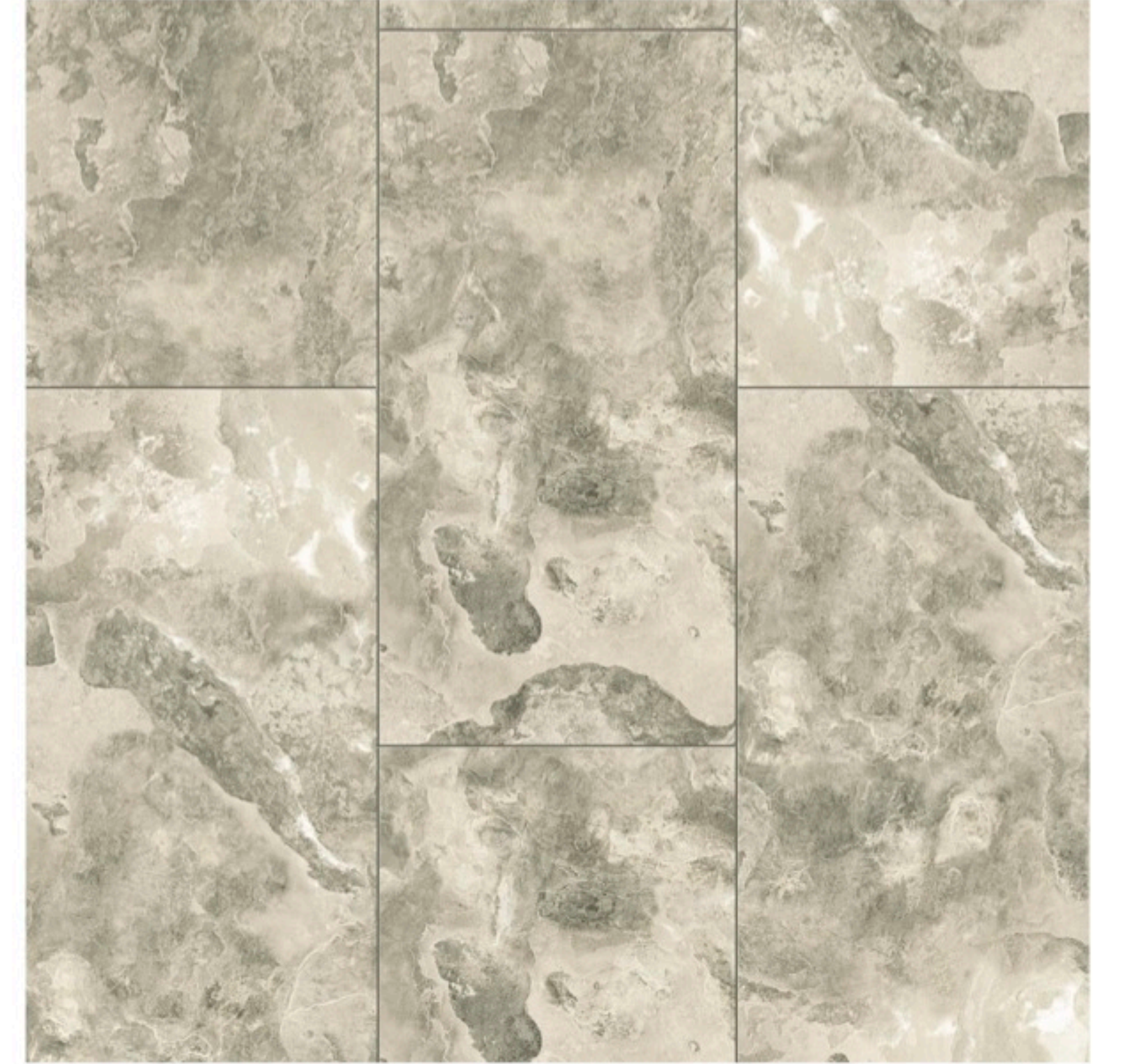
CRX 503 **MARTINIQUE**



CRX 506 **ARUBA**




CRX 508 **ANTIGUA**




CRX 513 **GUADELUPE**



CRX 514 **MYKONOS**



CRX 515 **SARDINIA**



CRX 516 **RHODES**



CRX 517 **CAPRI**



CRX 518 **NAXOS**



CRX 519 **CORFU**