



## Replacement Knives For DeWalt 734/735 Planers

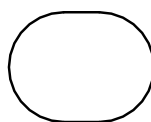

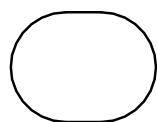
*Item: CPJK-039*

*CPJK-041*

*HSSK-039*

*HSSK-041*

Locating Pin



2. Locating pin should rest here.

## Installation Instructions

1. Place knives on planer head over locating pins
2. Push knives up, so that locating pins rest against the bottom of locating holes (See illustration at left).
3. Re-Install bar and tighten bolts to factory spec.



Infinity Cutting Tools

310 Mears Blvd. Oldsmar, FL. 34677 P: 813-881-9090 |

1-877-872-2487 Order Online 24/7: [InfinityTools.com](http://InfinityTools.com)