



MICRO DOTTIE 2

USB Video Microscope
Video BetaColor Viewer

VIEW & CAPTURE ALL IMAGES TO YOUR PC



Great for Viewing
Paper & Ink Interaction




Video Micrometer Detail Enlargement Color Imaging

MICRO DOTTIE 2


Video BetaColor Viewer

USB Video Microscope
40/140 Magnification
CMYK Color Contrast
Video Micrometer Measure

Color Contrast & Isolate CMYK & Spot Colors




Yellow in High Contrast



Cyan Filtered & Contrasted

Detail Enlargement



All Images Captured
to Your PC

**Complete System
Including Software
& USB Cable**

SYSTEM REQUIREMENTS

Pentium III 500 MHz or faster
Windows 2000/XP/Vista/7
Internet Explorer 5.0 (or later)
DirectX 8.1 or greater
USB 1.1 Port, 128 MB of Free Memory
Video card with 16 MB of video RAM
Minimum 800 x 600 resolution at 16-bit color
Light Source: super-bright LEDs
Image Sensor: 1/4" CMOS Pixels: 640 x 480
Power: USB port

 **BETA INDUSTRIES**
The Quality Control Company

707 Commercial Ave., Carlstadt, NJ 07072, USA

Tel: 800-272-7336, 201-939-2400

www.betascreen.com/betascreen.net