

Betaflex Pro XXL System & Betaflex Pro XXL Adaptor

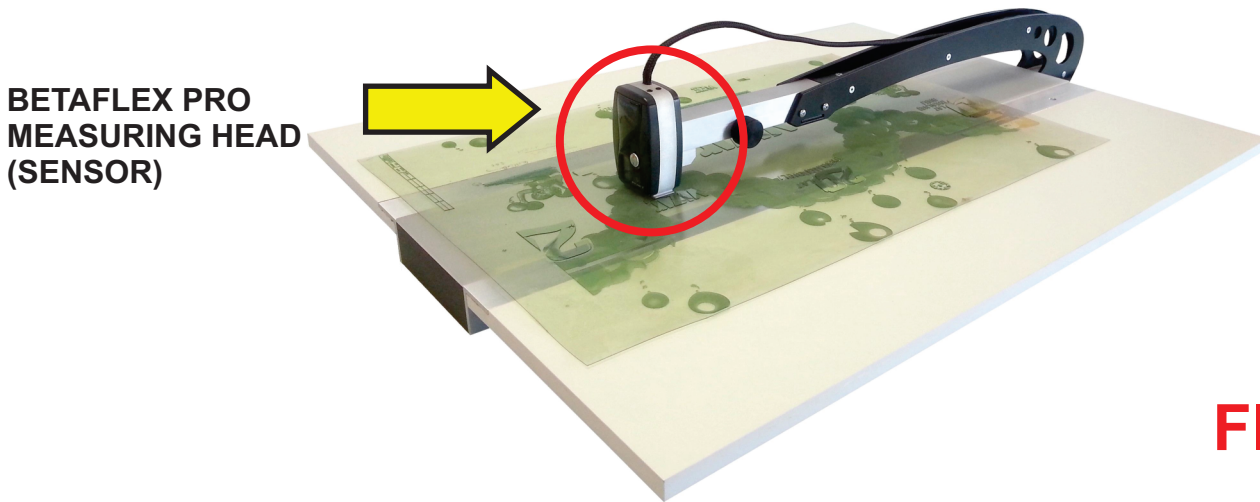




FIGURE 1

BetaFlex Pro XXL System (Complete) INCLUDING MEASURING HEAD (SENSOR)

*Please note that this image includes a fully configured and mounted system with a flexographic plate. Side panels not included, see image below.



Detail enlargement of BetaFlex Pro mounting pins for easy replacement of measuring head (sensor)

FIGURE 2

BetaFlex Pro XXL Adaptor WITHOUT SENSOR (MEASURING HEAD)

The Sensor (Measuring Head) MUST be added for this equipment to become functional, to be able to measure flexographic plates.