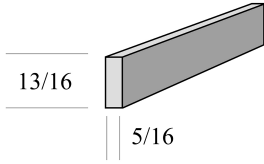
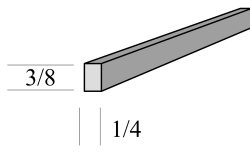




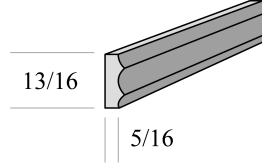
# Trim Selection



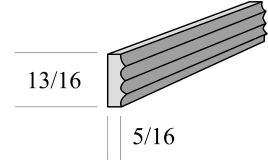
Bar Liner - 3", 4", 6" & 8"



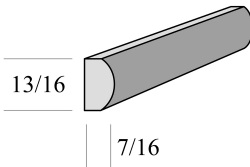
Stix - 3", 4" & 6"



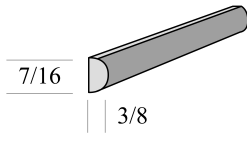
2-Edge Liner - 3", 4", 6" & 8"



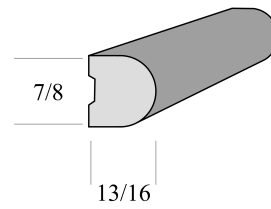
3-Edge Liner - 3", 4", 6" & 8"



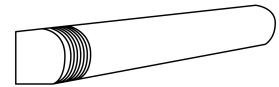
Dome Liner - 3", 4", 6" & 8"



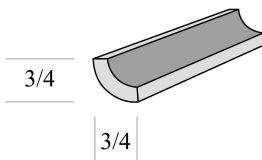
Half-Dome - 3", 4", & 6"



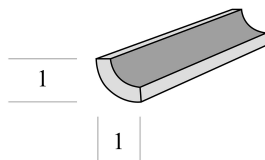
Barcello - 4", 6" & 8"



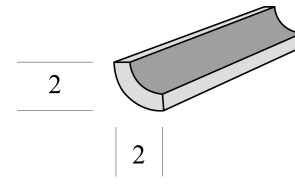
6" Rip Tide Liner



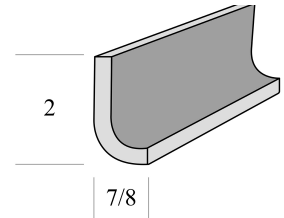
Cove - 3", 4", 6" & 8"



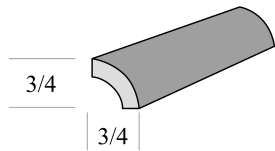
Cove - 3", 4", 6" & 8"



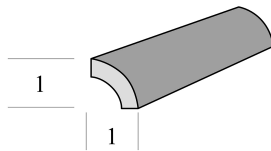
Cove - 3", 4", 6" & 8"



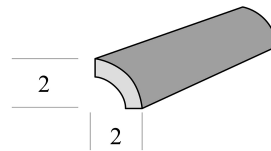
Cove Base - 3", 4", 6" & 8"



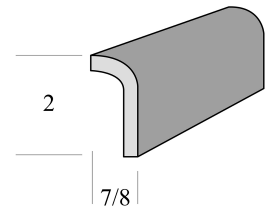
Qtr-Rnd - 3", 4", 6" & 8"



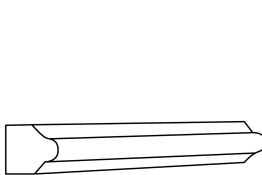
Qtr-Rnd - 3", 4", 6" & 8"



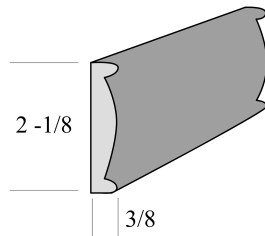
Qtr-Rnd - 3", 4", 6" & 8"



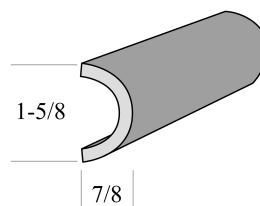
Mud Cap - 3", 4", 6" & 8"



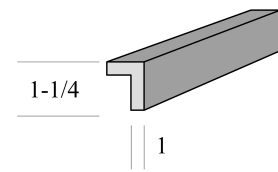
6" Sand Castle Liner



D Molding - 3", 4", 6" & 8"

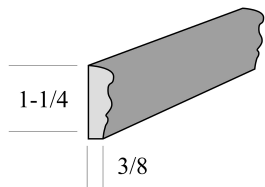


Semi-Circle - 4", 6" & 8"

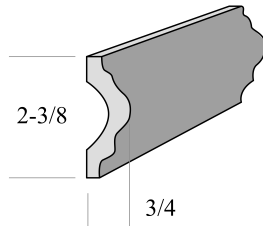


Angle Cap - 3", 4", 6" & 8"

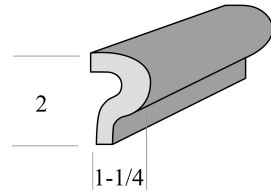
*McIntyre*



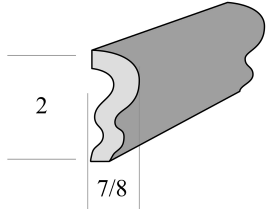
Cadiz - 3", 4", 6" & 8"



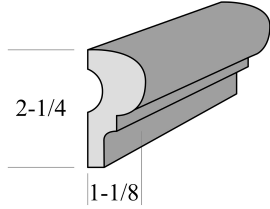
Granada - 4", 6" & 8"



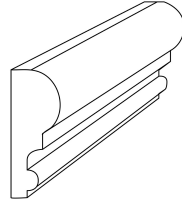
Piedmont - 3", 4", 6" & 8"



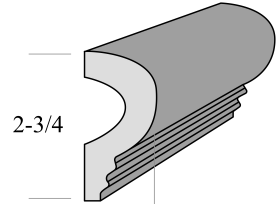
DecoMolding - 3", 4", 6" & 8"



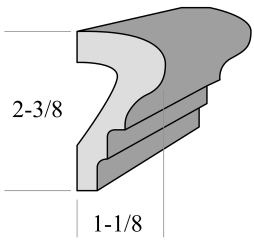
P Molding - 4", 6" & 8"



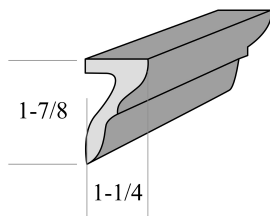
6" Dune Molding



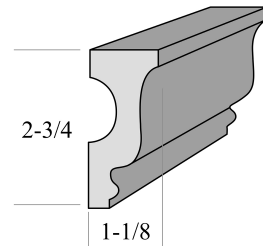
El Cap - 3", 4", 6" & 8"



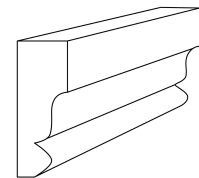
Sevilla - 4", 6" & 8"



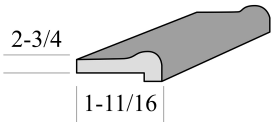
Crown Molding - 4", 6" & 8"



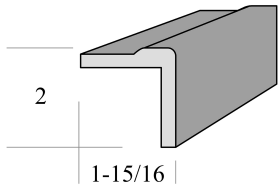
Thomas Crown - 4", 6" & 8"



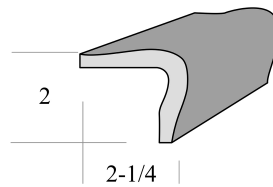
6" Mangrove Molding



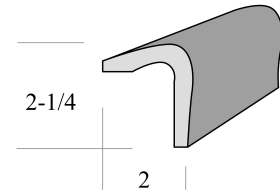
Trim Cap - 3", 4" & 6"



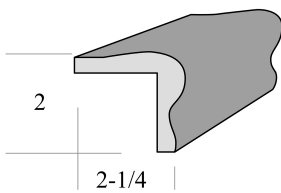
V-cap - 3", 4", 6" & 8"



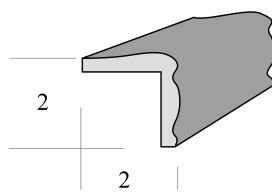
V-Cap Smooth - 3", 4", 6" & 8"



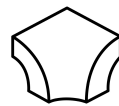
V-Cap XL - 3", 4", 6" & 8"



V-cap, Curvy - 3", 4", 6" & 8"



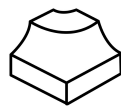
V-Cap D - 3", 4", & 6"



AB



Beak



Outside Cove Corner



AK



Reverse Beak

Also Available:  
Button  
Cove Corner, In

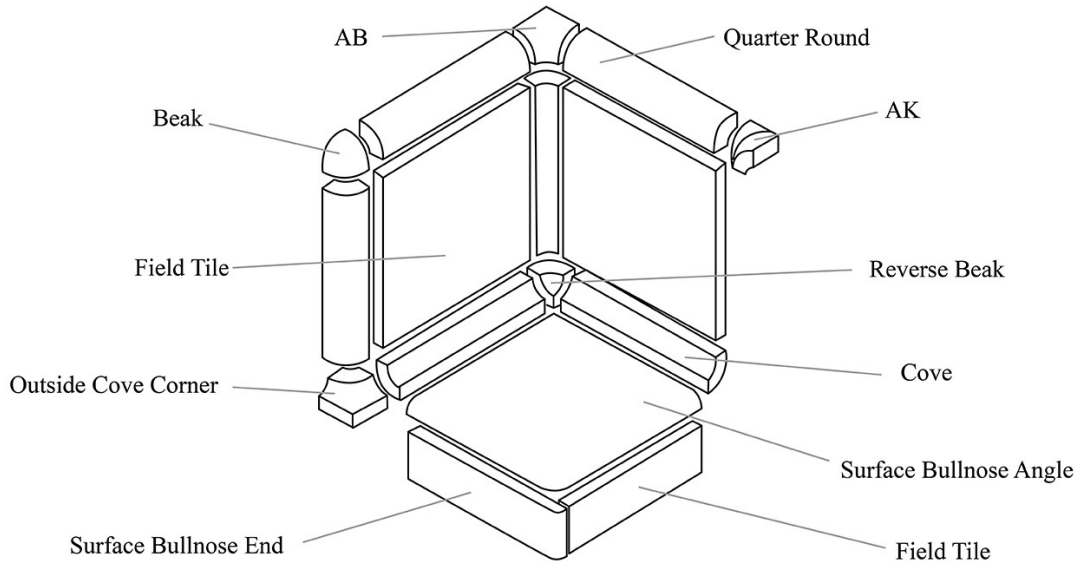
Miter Corner Sets, Ends and Frame In/Out available for select trim only

61 W Grant St | PO Box 14 | Healdsburg, CA 95448 | 707.433.8866

customerservice@mcintyre-tile.com

## Trim Elements

---

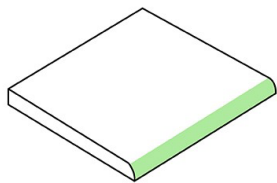


## Bullnose and Edge Glaze

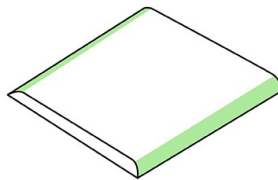
---

Bullnose has a rounded edge with glaze

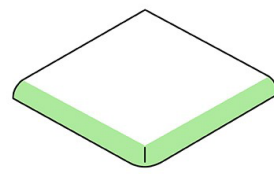
Edge Glaze is glaze over the edge without rounding the edge



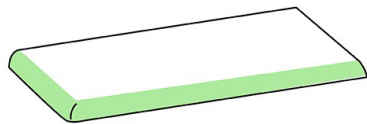
Surface Bullnose



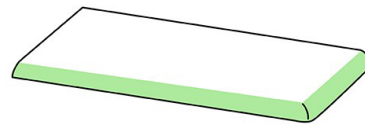
Parallel Surface Bullnose



Surface Bullnose Angle



Surface Bullnose Down Angle Left



Surface Bullnose Down Angle Right