



LS/GEN III FUEL SYSTEM PLUMBING KIT, RETURN STYLE - DUAL FUEL LINE AT RAIL INSTALL INSTRUCTIONS



Begin by installing the pressure and return fittings onto the nipples at the fuel rail. The fittings will snap onto the fuel rail. Install the black push-on fittings onto the inlet and return nipples. **NOTE: Lubricate nipples at the fuel rail with oil or vaseline to ease the installation. These fittings fit fairly tight onto the nipples. Make sure they are installed all the way so they do not come off under pressure.**



Mount fuel pump on frame, the lowest point the better, which will help fuel pump stay primed.




Mount the 100 micron fuel filter between the fuel tank and the fuel pump to protect the pump. You can begin plumbing your system.

Assembling the Fragola premium black nylon race hose and Series 2000 proflow hose ends.

Step 1: Cutting the Fragola premium black nylon hose is fairly easy. Wrap the hose with masking tape or electrical tape at the desired length. Hose may be cut with a Beverly Shear or a chop saw will work fine. After the cut, carefully remove the tape and trim any of the frayed ends if necessary.


Step 2: Using some aluminum vice jaws will help protect the hose end from scratching during the next steps. If there is a concern about scratching, the hose end may be wrapped with tape for protection. Place the hose end socket in the vise, and insert the hose through the smooth end until the hose lines up with the bottom of the threads inside the socket.



Step 3: It is important to mark the outside of the hose at the end of the socket. This will show you if the hose has “pushed out” of the socket during assembly, and if so, will leak when used.



Step 4: It is very important to lubricate the inside of the hose/socket assembly, and the outside of the cutter threads with any assembly lube, anti-seize compound, or 30 wt. Motor Oil. W/D-40 is not recommended!




Step 5: Hold the hose and not the socket, start the hose on the nipple of the hose end, with a gentle motion. Continue pushing on the hose until the threads can be engaged. Some sizes may require the use of some force to engage the threads at this point.

Step 6: It doesn't matter which portion (the socket or the nipple) is secure in the vise. Using a suitable wrench tighten the socket threads onto the cutter. An adjustable “Crescent” type wrench is not recommended, as it may slip and damage the outside of the hose end.

Step 7: Tighten until the socket is within .060-.080” of bottoming out. Recheck your mark, and if it is within 1/16” of the socket your are OK. If not, disassemble the hose end, re-cut the hose and start all over again.

Step 8: Blow out the inside of the hose assembly with compressed air to remove any residue. Be sure to lubricate the nut threads before installing on an adapter.



Now install your lines on the vehicle and tighten all the fittings. Cycle the ignition several times to prime the system. The Shradar valve at the fuel rail may need to be purged a few times to remove the air from the system before firing up the vehicle.

Additional line or fittings may be purchased separately. Call for your specific needs!

SHIPPING AND RETURNS

RETURN POLICY

Original sales receipt must accompany returns.

We accept returns for exchange or refund 7 calendar days after delivery of the product. At our sole discretion after 7 calendar days, we will offer an exchange or store credit only. Items must be in “new, unaltered, and unused condition”.

Definition of new, unaltered and unused condition is:

- -without showing signs of wear or damage in any way
- -within 7 calendar days of the delivery date (after 7 days no returns are allowed)
- -must not be a special order or a custom order
- -unless noted that it cannot be returned or has a different return policy time period other than that 7 days noted in that item’s particular item description.

All merchandise must be returned prepaid and insured at the customer’s expense for total value of product.

DAMAGE CLAIMS: All orders are carefully packed; however, mishandling by the carrier can result in damage. The carrier has the responsibility for the shipment from the time it leaves our warehouse until it is delivered to you. All claims for lost or damaged goods should be reported to the carrier not to Dave’s Customs Unlimited, LLC.

If an item is incorrectly shipped by us please contact Customer Support immediately. Items that are defective and shipped from us or items that you did not order but received from us will qualify for store credit or a cash refund. Refunds are contingent upon inspection of item(s) once we receive it.

There is a 20% restocking fee for returned items that are not being exchanged and are not damaged. Again you **MUST** contact us within 7 days if you intend to return ANY item back to our store. Items returned to us **AFTER** 7 days and **WITHOUT** contacting us will **NOT** be refunded.

Customer is responsible for all shipping costs if seller is not at fault.

Please contact customer service for more information on returning an item. Thank you.

SHIPPING: We try to keep all products in stock; however, sometimes we get caught without the item you may need on the shelf. If an item is out of stock, please allow 1-4 weeks for delivery.

WARRANTY: All merchandise is warranted to be free from defects in materials and workmanship prior to installation. Because all parts we sell are intended for use in heavy-duty or off-road applications, it is not possible to warranty or guarantee the performance of any items. Modification of your vehicle to enhance performance with parts sold by Dave’s Customs Unlimited, LLC may create a dangerous condition which could cause serious bodily injury and the buyer hereby expressly assumes all risk associated with any such modifications. All parts sold by Dave’s Customs Unlimited, LLC are for racing or off-road use only. Dave’s Customs Unlimited, LLC will not accept responsibility for personal injury or property damage arising from the failure of any parts manufactured or sold by Dave’s Customs Unlimited, LLC.

Hold Harmless Agreement:

1. In purchasing a Dave’s Customs Unlimited, LLC product, I release, waive, discharge, and covenant not to sue Dave’s Customs Unlimited, LLC officers, servants, agents, or employees from any and all liability, claims, demands, actions, and causes of action whatsoever arising out of or related to any loss, damage, or injury including death that may be sustained by me or anyone else, any property belonging to me, or anyone else whether caused by the negligence of the releasees or otherwise while working on, using, or any activity related to this product.

2. I am fully aware of risks and hazards connected with the use of this product and I elect to voluntarily engage in such use of this product knowing that the use may be hazardous to me and my property. I voluntarily assume full responsibility for any risks of loss, property damage, or personal injury including death that may be sustained by me or anyone else, or any loss or damage to property owned by me, or anyone else as a result of using this product whether caused by the negligence of releasees or otherwise.
3. I further agree to indemnify and hold harmless the releasees from any loss, liability, damage or costs, including court costs and attorney fees, that they may incur due to my use of this product, whether caused by negligence of releasees or otherwise.
4. It is my express intent that this Release and Hold Harmless Agreement shall bind the members of my family and spouse, if I am alive, and my heirs assigns and personal representative, if I am deceased, and shall be deemed as a release, waive, discharge, and covenant not to sue the above named releasees. I further agree that with this Waiver of Liability and Hold Harmless Agreement shall be construed in accordance with the laws of the State of Arizona.

By accepting this product, I acknowledge and represent that I have read the above Waiver and Liability and Hold Harmless Agreement, understand it and accept it voluntarily as my own free act and deed; no oral presentations, statements, or inducements, apart from the foregoing written agreement, have been made; I am at least eighteen (18) years of age and fully competent; and I execute this Release for full, adequate, and complete consideration fully intending to be bound by same.

If you do not agree with the preceding Hold Harmless Agreement, you may return the product and receive a full refund. Please contact a Dave's Customs Unlimited, LLC representative regarding the product in question. Once the product has been received by Dave's Customs Unlimited, LLC and inspected, a full refund will be issued.

FIT and TOLERANCES: All parts sold by Dave's Customs Unlimited, LLC are the results of countless hours of research, testing, fitting, and refining. There is a large variation in tolerance from vehicle to vehicle. In addition to the factory tolerances, most people install other than factory equipment (aftermarket add-ons). Dave's Customs Unlimited, LLC has done the best job we can to ensure that our parts fit with some of these possibilities. This is why Dave's Customs Unlimited, LLC installs "several slots" in which to mount our brackets and other products; however, you may find it necessary to grind, elongate, bend, or force the parts you buy to fit on your particular vehicle. Be sure that you want to install them before you modify them. Please use common sense when installing these parts and let us know how we can improve them.