

**CHROMEBATTERY™**

# LP SERIES-General Purpose

## LP12-10H (12V10AH)

### Specification

Nominal Voltage	12V	
Nominal Capacity(20HR)	10.0AH	
Dimensions	Length	151;1mm (5.95 inches)
	Width	65;1mm (2.56 inches)
	Container Height	111;1mm (4.37 inches)
	Total Height (with Terminal)	117;1mm (4.61 inches)
	Approx Weight	Approx 3.30 kg (7.28lbs)
Terminal	T1 / T2	
Container Material	ABS	
Rated Capacity	10.0 AH/0.50A	(20hr , 1.80V/cell, 25°C/77°F)
	9.30 AH/0.93A	(10hr, 1.80V/cell, 25°C/77°F)
	8.10 AH/1.70A	(5hr, 1.75V/cell, 25°C/77°F)
	7.65 AH/2.55A	(3hr, 1.75V/cell, 25°C/77°F)
	6.28 AH/6.28A	(1hr, 1.60V/cell, 25°C/77°F)
	Max. Discharge Current	150A (5s)
Internal Resistance	Approx 22mΩ	
Operating Temp.Range	Discharge	-15;50°C (5;122°F)
	Charge	0;40°C (32;104°F)
	Storage	-15;40°C (5;104°F)
Nominal Operating Temp. Range	25;3°C (77;5°F)	
Cycle Use	Initial Charging Current less than 3.0A.Voltage 14.4V~15.0V at 25 °C(77 °F)Temp. Coefficient -30mV/°C	
Standby Use	No limit on Initial Charging Current Voltage 13.5V~13.8V at 25 °C(77 °F)Temp. Coefficient -20mV/°C	
Capacity affected by Temperature	40°C (104°F)	103%
	25°C (77°F)	100%
	0°C (32°F)	86%
Self Discharge	Chrome Battery LP series batteries may be stored for up to 6 months at 25 °C(77°F) and then a freshening charge is required. For higher temperatures the time interval will be shorter.	



### Applications

- ◆ All purpose
- ◆ Uninterruptable Power Supply (UPS)
- ◆ Electric Power System (EPS)
- ◆ Emergency backup power supply
- ◆ Emergency light
- ◆ Railway signal
- ◆ Aircraft signal
- ◆ Alarm and security system
- ◆ Electronic apparatus and equipment
- ◆ Communication power supply
- ◆ DC power supply
- ◆ Auto control system


### Constant Current Discharge (Amperes) at 25 C (77F) °

F.V/Time	5min	10min	15min	20min	30min	45min	1h	2h	3h	4h	5h	6h	8h	10h	20h
1.85V/cell	19.0	14.6	12.1	10.5	8.10	5.97	5.03	2.97	2.33	1.89	1.54	1.34	1.080	0.902	0.495
1.80V/cell	25.6	18.7	14.6	12.4	9.56	6.94	5.63	3.25	2.50	2.02	1.66	1.44	1.145	0.930	0.500
1.75V/cell	28.8	20.5	16.0	13.3	9.92	7.20	5.89	3.37	2.55	2.07	1.70	1.48	1.165	0.955	0.505
1.70V/cell	31.7	22.4	17.1	14.0	10.3	7.49	6.08	3.45	2.62	2.12	1.74	1.51	1.181	0.974	0.514
1.65V/cell	35.0	24.2	18.1	14.9	10.9	7.68	6.22	3.50	2.73	2.19	1.79	1.54	1.200	0.994	0.521
1.60V/cell	38.6	26.2	19.4	15.8	11.5	8.00	6.28	3.65	2.82	2.26	1.85	1.57	1.212	1.005	0.524

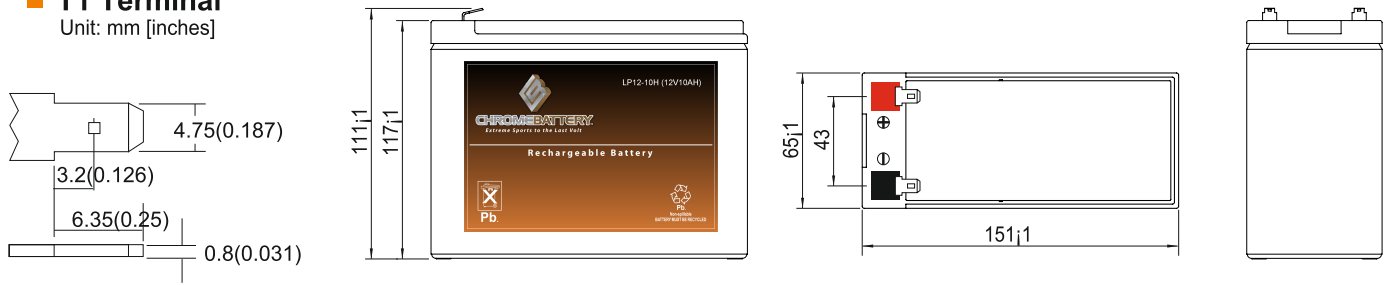
### Constant Power Discharge (Watts) at 25 C (77F) °

F.V/Time	5min	10min	15min	20min	30min	45min	1h	2h	3h	4h	5h	6h	8h	10h	20h
1.85V/cell	34.8	27.0	22.6	19.7	15.4	11.5	9.7	5.78	4.54	3.70	3.03	2.63	2.13	1.79	0.981
1.80V/cell	46.2	34.1	26.9	23.0	17.9	13.2	10.8	6.26	4.85	3.93	3.23	2.81	2.25	1.84	0.989
1.75V/cell	51.0	36.9	29.1	24.5	18.5	13.6	11.3	6.47	4.92	4.00	3.31	2.88	2.29	1.88	0.998
1.70V/cell	54.6	39.3	30.6	25.6	19.1	14.1	11.6	6.62	5.05	4.10	3.38	2.94	2.32	1.92	1.015
1.65V/cell	59.4	42.0	32.3	26.9	20.0	14.3	11.8	6.67	5.24	4.23	3.47	2.99	2.35	1.96	1.027
1.60V/cell	64.0	44.6	34.0	28.4	21.0	14.8	11.8	6.93	5.38	4.35	3.57	3.04	2.37	1.98	1.032

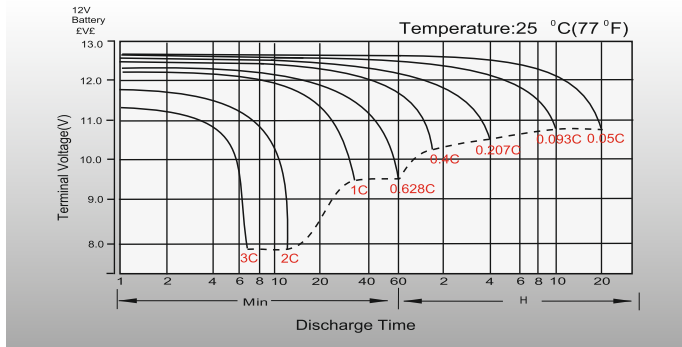
# Dimensions

## T1 Terminal

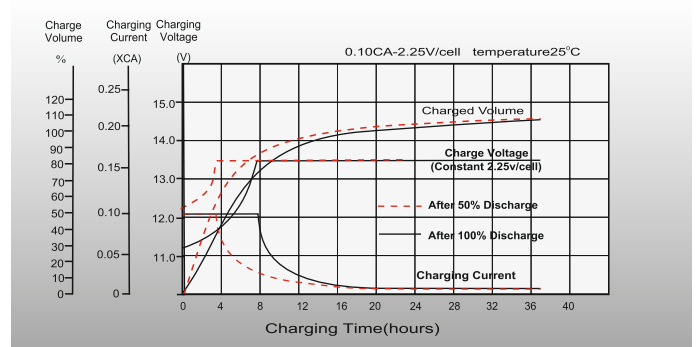
Unit: mm [inches]



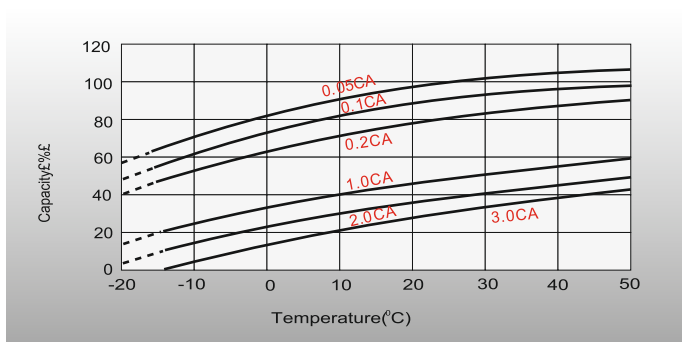
## Discharge Characteristics



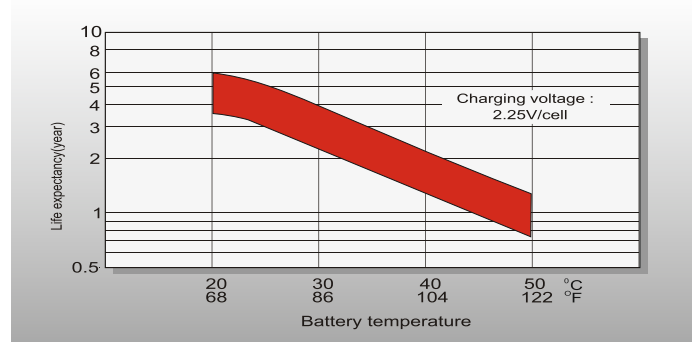
## Float Charging Characteristics



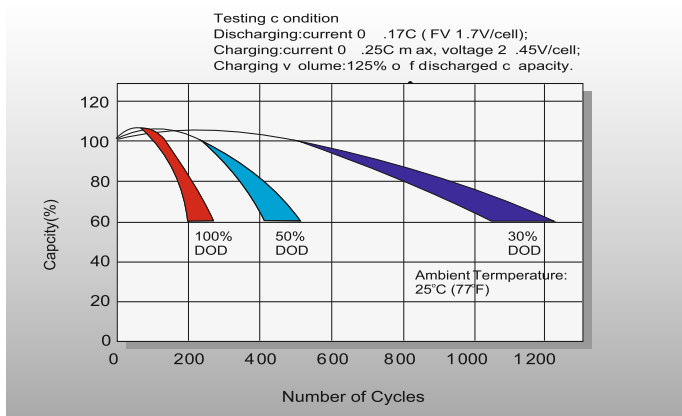
## Temperature Effects in Relation to Battery Capacity



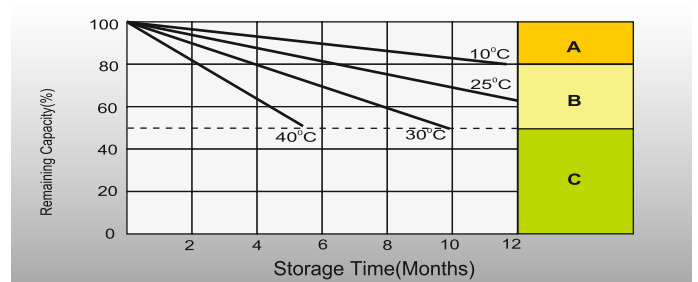
## Effect of Temperature on Long Term Float Life



## Cycle Life in Relation to Depth of Discharge



## Self Discharge Characteristics



- A** No supplementary charge required (Carry out supplementary charge before use if 100% capacity is required.)
- B** Supplementary charge required before use. Optional charging way as below:
  1. Charged for above 3 days at limited current 0.25CA and constant voltage 2.25V/cell.
  2. Charged for above 20 hours at limited current 0.25CA and constant voltage 2.45V/cell.
  3. Charged for 8-10 hours at limited current 0.05CA.
- C** Supplementary charge may often fail to recover the capacity. The battery should never be left standing till this is reached.