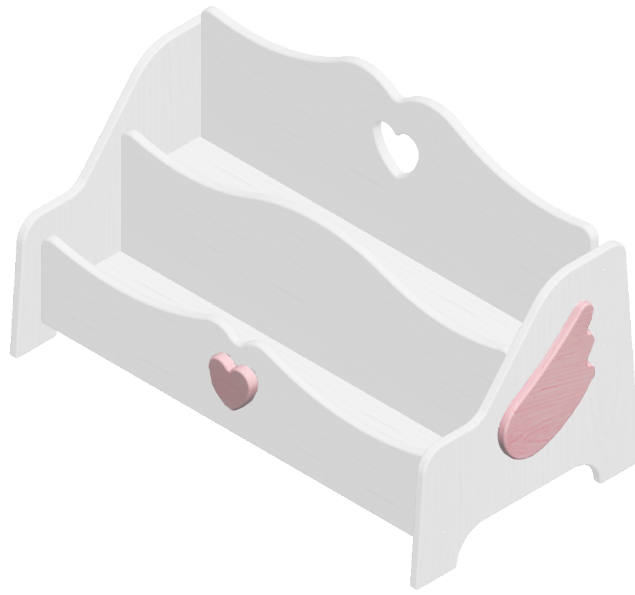

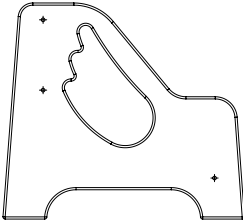
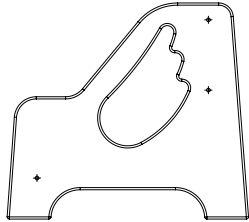
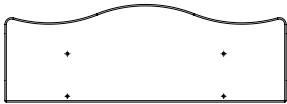


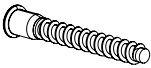

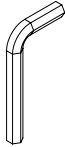


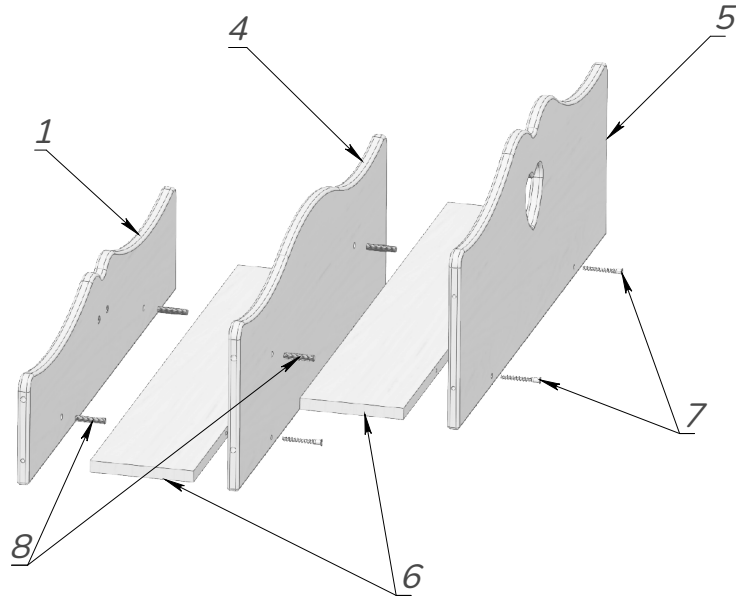


Floor bookcase "Angel"



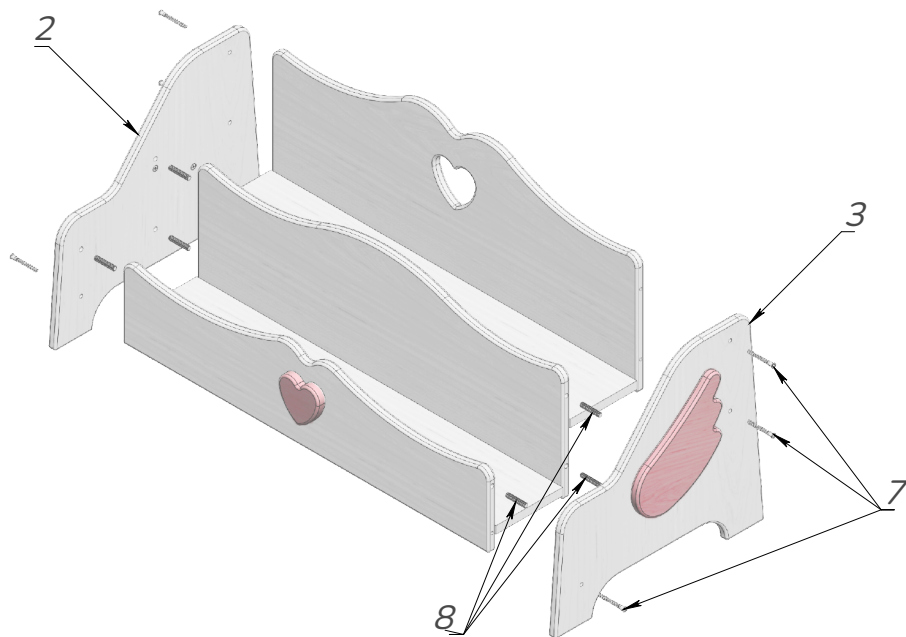
ASSEMBLY DETAILS

<p>1 - Front sidewall</p>  <p>1 pc.</p>	<p>2 - Back sidewall</p>  <p>1 pc.</p>	<p>3 - Right sidewall</p>  <p>1 pc.</p>
<p>4 - Middle partition</p>  <p>1 pc.</p>	<p>5 - Back sidewall</p>  <p>1 pc.</p>	<p>6 - Shelf</p>  <p>2 pcs.</p>
<p>7 - Confirmation</p>  <p>10 pcs.</p>	<p>8 - Dowel 6 x30</p>  <p>10 pcs.</p>	<p>9 - 3 mm Hex key</p>  <p>1 pc.</p>



Pic. 1

Take the shelves (6) and connect them to the sidewalls (1,4,5) using the dowels (8) and the confirmation screws (7) and a hex key (9). See Pic. 1



Pic. 2

Connect the sidewalls (2,3) to the previously assembled construction using the dowels (8) and confirmation screws (7) and a hex key (9). See Pic. 2.



Use only for its intended purpose, indoors, under the direct supervision of adults.
Maximum load weight - 25 kg / 55 lbs.

Responsibility for any damage incurred by children during play on the furniture rests with the supervising adults.

Always be vigilant during children's games. Do not let children climb on the product.

Have any questions? Contact us: support@woodandhearts.com