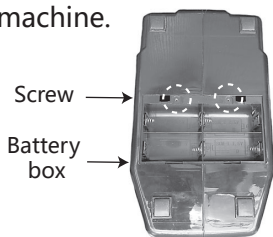


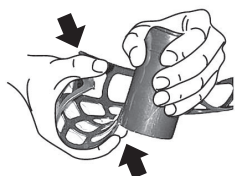
■ Battery Box

The battery box is at the bottom of the machine.



Unscrew the two screws with a screwdriver to remove and install the batteries.

How to shape the tracks




Because the tracks are soft, if there are deformed during transportation, please shape them by hand. Then you can assemble the tracks well.

■ If there is a ball at the launch port, remove the ball first.

- When removing the ball, please turn off the power of the machine at first.

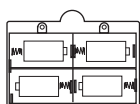
Take out the ball at the launch port and then turn on the switch to use the machine.



■ How to assemble the battery

(Batteries need to be purchased separately.)

- Please assemble the battery according to the positive and negative signs in the battery box.



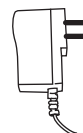
Need four D-batteries.

Use a screwdriver to loosen the two screws and remove the cover. After installing the battery, cover the battery box cover and tighten the screws.

⚠ Precautions for battery installation

- The battery installation must be operated by an adult.
- The "+" and "-" of batteries must be installed correctly. If installed incorrectly, it may cause a short circuit or leakage.
- Do not mix different types of batteries.
- Do not mix old and new batteries.
- When the machine is not used, remove the batteries.
- Do not let the batteries get wet.
- If the battery is used incorrectly, it may cause leakage or hotness.
- When the battery power is low, the launch distance will be affected, if you want a stable launch effect, it is recommended to use a charger.

■ Must use our special charger for the tennis toss machine



The stable power supply can ensure the stable launch.

- The distance of the first ball launched will be shorter, and the second ball will return to normal.
- Different battery capacity, there will be differences in launch height distance.

Size: Height 44cm * Width 25cm * Depth 33cm

Weight: about 1.3kg

Material: Machine/PP, Track/PP, Ball/PU

Please read carefully the precautions for using this product.

⚠ Precautions for using the batting training toss machine

- Please use it in a wide field without other people.
- The installation of the machine needs to be operated by an adult.
- Children must play under the supervision of adults.
- Please do not use this product on rainy days.
- Do not let the machine and battery box get wet.
- Do not use this product near water.
- Please use the PU hard balls or perforated balls for this product, do not use other kind of balls.
- When the machine is turned on, do not put your head and hand near the launch port.
- Do not press heavily or hit the machine with force.
- Please do not use this product for other purposes.
- Do not disassemble this product, it may cause malfunction.
- Do not put this product near with high temperature.
- After use, wipe off the moisture and debris on the surface of the product and store it in a ventilated and dry place.