

Survivor Filter®

PORTABLE WATER FILTER

Product Guide

Survivor Filter PRO Portable Water Filter Pump

MODEL SKU#: L610



SURVIVORFILTER.COM

Survivor Filter® PORTABLE WATER FILTER

Specs &
Components

SPECIFICATIONS

MODEL SKU#: L610

REPLACEMENT FILTER SKU#:

Pre-Filter: L610-PF

Carbon Filter: L610-CF

Ultra Filter: L610-UF

CAPACITY:

Pre-Filter: 100,000 Liters

(26,417 gal)

Carbon Filter: 2,000 Liters

(528 gal)

Ultra Filter: 100,000 Liters

(26,417 gal)

FLOW RATE: 500 mL/min

(17 oz/min)

SIZE: 3.2 x 2 x 6.5"

WEIGHT: 12.8 oz

MICRON RATING:

Pre-Filter: 0.1 micron

Ultra Filter: 0.01 micron



Carrying case



Water cup



Inlet Hose



Outlet Hose

COMPONENTS

Survivor Filter PRO Pump

1x Pre-Filter

1x Carbon Filter

1x Ultra Filter

1x Inlet hose

1x Outlet hose

1x Hose clip

1x Carrying case

1x Water cup

1x Back-washing syringe

1x User manual



Syringe



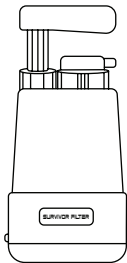
Pre-Filter



Carbon Filter



Carbon Filter




Survivor Filter PRO

Survivor Filter® PORTABLE WATER FILTER

How
it works

HOW IT WORKS



1 Stage 1: Pre-Filter

The Ultra Filter Pre-Filter is the first stage of filtration. It traps large particles and removes: algae, giardia, e.coli, protozoa, and cryptosporidium. At 0.1 micron, this filter can be reused up to 100,000 liters (26,417 gal).

2 Stage 2: Carbon Filter

Located inside the chamber, the Carbon Filter is designed to help reduce heavy metals, chemicals, pollutants, and odor, while improving water taste. It can be reused up to 2,000 liters (528 gal).

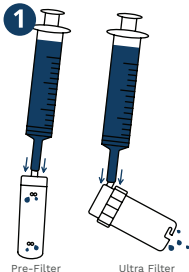
3 Stage 3: Ultra Filter

The final stage of filtration is the Ultra Filter. Independent tests have shown this filter can remove 99.999% of tested virus and staph. At 0.01 micron, this filter can be reused up to 100,000 liters (26,417 gal).

Survivor Filter® PORTABLE WATER FILTER

**Cleaning
the filters**

CLEANING THE FILTERS



- 1 Using the syringe**
Fill the syringe with clean water, or 1:1 vinegar to water ratio, and attach it to the Pre-Filter or Ultra Filter tip. Push the clean water from the syringe through. Repeat as necessary to dislodge any trapped particles.
- 2 Carbon Filter cleaning**
Soak the Carbon Filter in clean water for 15 minutes. After soaking, remove the filter from the clean water and shake out the filter to remove any excess water. Never clean your carbon filter with anything except water.



Always air dry the filters

Remember to air dry your filters for a minimum of 24 hours after cleaning to prevent any moisture from accumulating during storage.



Clean after every use

Cleaning the three filters after each trip greatly extends their life.



visit: [youtube.com/
survivorfilterofficial](https://youtube.com/survivorfilterofficial)
for a video demo

Survivor Filter®

PORTABLE WATER FILTER

Tips &
tricks

TIPS & TRICKS



Say NO to salt water

All of our filter systems are made to filter fresh water sources, or municipal tap water only. Some examples of fresh water sources include: lakes, rivers, streams and ponds.



Prevent clogging

Heavy polluted water or water with a high concentration of silt will clog the Pre-Filter more quickly. To prevent heavy sediment from clogging the Pre-Filter: collect water from the source in a large container and let it sit for 10 minutes to allow the mud to separate. Then, filter as normal.



Winter usage

Ensure you keep your filter insulated in your jacket or sleeping bag in sub-zero temperatures. Be sure your filter is also completely free of water before storing away. If you ensure the filters are completely free of water, then the risk of damaging the filters are much lower.



Air dry it out

Storing away? Disassemble completely and air dry for a minimum of 24 hours, then store away. Perform a vigorous shake test to see if there is any excess water left inside.



TDS Testing

If you're looking to test how well our filter works on pathogens, we recommend testing on water from the outdoors that hasn't been treated with chlorine (ie. tap water). Pre-test the dirty water, run the water through the filter, then test again to see a dramatic TDS drop.



We've got you covered

Tested in the USA to NSF/ANSI standards to filter: bacteria, staph, parasites and virus to 99.999%. It also significantly reduces heavy metals, making it safe to use in most natural bodies of water throughout the world.

Survivor Filter®

SURVIVOR FILTER is a company with a simple goal - to provide people with access to clean water in any environment when they need it most.

Lifetime Warranty

Survivor Filter provides a Lifetime Replacement Warranty against manufacturing defects on purchases. To read more about our Lifetime Warranty, visit: survivorfilter.com/warranty

Replacements

To purchase replacement parts and filters, visit: survivorfilter.com

Contact

For filtration testing reports, frequently asked questions, international manuals or general inquiries, visit: survivorfilter.com or call us at 1-888-602-6367

SURVIVORFILTER.COM