



**Building
Products**

Masonry Products



BCP Building Products

Locations

Bathurst
18 Kirkcaldy St
Phone 02 6331 2777

Dubbo
58 Bourke St
Phone 02 6882 1555

Wagga Wagga
29 Pearson St
Phone 02 6925 5133

Advantages of Blocks

Insulation

Concrete blocks have exceptional insulation properties. The density of the block allows it to retain warmth in the colder months, while resisting the harsh outdoor climate in the hotter months.

Concrete blocks are very effective at blocking out unwanted traffic and industrial noise, keeping the interior of your house quiet and peaceful.

Cost

Concrete blocks are a cost effective way of building. While a single block may cost more to buy than a single brick, you use far fewer blocks than bricks. In fact, just 1 block is equal to 8 bricks in a double brick wall!

Don't just take our word for it. Cost your house using block and using brick. You will be absolutely amazed at how much you will save simply by using blocks.

Speed of Construction

BCP Building Products blocks come in a full range of sizes: 90, 140, 190 and 290mm thick, in halves, quarters, three quarters, bond beams, window blocks and more. This means quick and easy construction with no messing around cutting things to fit. The high quality and uniform shape makes for easy laying. Quick & easy construction equals lower construction costs for you.

Strength

Concrete Blocks are naturally strong. They are load bearing to a minimum of 12 MPa (Grade 12). They are also able to be reinforced easily and cheaply for areas of high wind loadings. Concrete Blocks are naturally fire, termite and white ant resistant and do not rust, rot or warp.

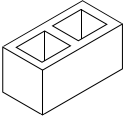
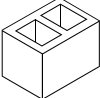

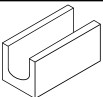
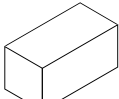
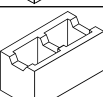
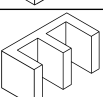
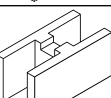
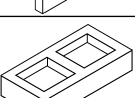
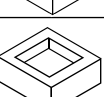

Low Maintenance

By their very nature, Concrete Blocks are low maintenance. The colourings used in the blocks are natural oxides and never need painting. Maintenance of block walls is basically limited to just hosing them down with a garden hose if they look dusty.

We deliver to all areas



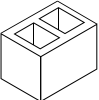
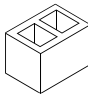
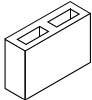
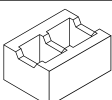
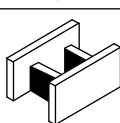
200 Series Grey Block

Grey Block	Code	Description	Dimensions (LxWxH)	Blocks Per Pallet	Weight Per Block (kg)
	20-01G	Full Block	390x190x190	108	11.3
	20-02G	Three Quarter	290x190x190	144	11
	20-03G	Half Block	190x190x190	180	8.3
	20-04G	Quarter Block	90x190x190	360	5
	20-12G	Bond Beam (Lintel)	390x190x190	90	19.5
	20-31G	Solid Full Block	390x190x190	72	24
	20-42G	Recessed Head	390x190x190	108	11.3
	20-45G	Cleanout	390x190x190	108	12
	20-48G	Single Web H-Block	390x190x190	108	12.2
	20-71G	Half Height	390x190x90	180	6.5
	20-73G	Half Height Half	190x190x90	360	4.1
	20-91G	Double Web H-Block	390x190x190	108	11.3
	20-92G	One End Closed	390x190x190	108	11.3
	20-93G	Half Block One End Closed	390x190x190	180	7.8

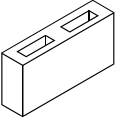
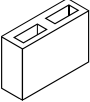
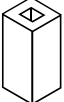

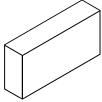

150 Series Grey Block

Grey Block	Code	Description	Dimensions (LxWH)	Blocks Per Pallet	Weight Per Block (kg)
	15-01G	Full Block	390x140x190	144	9.3
	15-07G	Half Block	190x140x190	240	6.6
	15-12G	Bond Beam	390x140x190	120	15.6
	15-22G	7/8 Return	340x140x190	135	10.9
	15-31G	Solid Full Block	390x140x190	96	20.9
	15-42G	Recessed Head	390x140x190	144	9.3
	15-71G	Half Height	390x140x90	240	6
	15-73G	Half Height Half	190x140x90	480	3.2

300 Series Grey Block

Grey Block	Code	Description	Dimensions (LxWxH)	Blocks Per Pallet	Weight Per Block (kg)
	30-01G	Full Block	390x290x190	72	16
	30-03G	Half Block	290x190x190	144	11
	30-04G	Quarter Block	290x90x190	240	8.3
	30-42G	Recessed Head	390x290x190	72	16
	30-91G	Double Web H-Block	390x290x190	72	16

100 Series Grey Block

Grey Block	Code	Description	Dimensions (LxWxH)	Blocks Per Pallet	Weight Per Block (Kg)
	10-01G	Full Block	390x90x190	195	10.1
	10-02G	Three Quarter	290x90x190	240	8.3
	10-03G	Half Block	190x90x190	360	5.8
	10-04G	Quarter Block	90x90x190	720	2.9
	10-12G	Bond Beam	390x90x190	144	11
	10-25G	Corner Return	390x90x190(190)	120	17
	10-31G	Solid Full Block	390x90x190	156	13.3
	10-33G	Solid Half Block	190x90x190	288	6.6



Split Face Coloured Blocks
Available in various colours and sizes

Estimating Data

Blocks per Square Metre

There are 12.5 blocks per square metre of wall area for 390mm long* 190mm high block work. There are 25 blocks per square metre of wall area for 390mm long* 90mm high block work. There are 50 Australian Standard bricks per square metre.

Mortar Quantities

Approximately 1200 blocks will be laid with 1 cubic metre of mortar (shell bedded).

- 6 parts by volume of correctly graded mortar sand
- 1 part by volume of cement
- 1 part by volume of hydrated lime (if required)

NOTE: Use off-white cement in the mortar if you are laying cream or light coloured blocks.

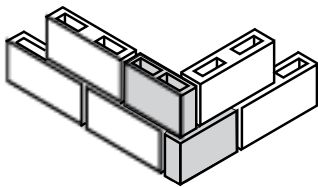
IMPORTANT:

- Avoid laying wet blocks.
- Expansion joints should be placed no more than 6m apart unless advised otherwise by a qualified engineer.

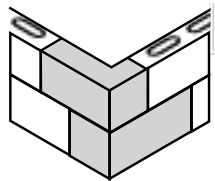
Block Fill Quantities

Block Type	Fill Required (m ³ per block)
20-01	0.006422
20-12 (Bond Beam)	0.005577
15-01	0.004446
15-12 (Bond Beam)	0.003295
30-42	0.011970
20-48 (H-Block)	0.0068

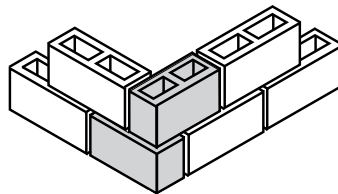
Corners



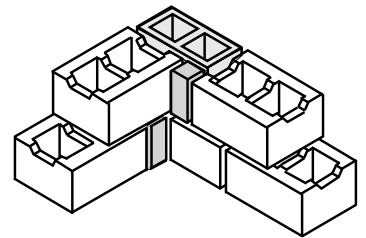
90mm Corner
 10-02
 10-01



90mm Wall
 10-25
 10-01



140mm Corner
 15-22
 15-01



290mm Corner
 20-01
 10-04
 30-42

We also offer a comprehensive range of Split Faced Blocks, Interlocking Retaining Wall Blocks and Paving.

