


HOW TO ORDER COMBI-CORDS

*Sample Combi-Cord (C3) Shown Below



Combi-Cord Benefits

- Ultra-durable nylon braided jacket guarantees ruggedness and flexibility.
- Junction is constructed using insulated piercing lugs secured by a lock nut with a solder weld.
- Highest quality components made of state of the art materials insure long life and dependability.
- Red/Black nylon braided jacket protects insulated tinsel conductor.
- Combi Clip keeps plugs that are not in use up and out of the way.

Steps to ordering Combi-Cords

- 1 Choose Buttset End Connection
- 2 Choose Component Ends
(Up to Five Total)

COMBI-CORD COMPONENTS

1

Choose Buttset End Connection

B1....Hardware (w/Strain Relief)



B3....Hardwire (Round Lugs)



B4....Modular Type, 4 Conductor, RJ22



B6....Modular Type, 6 Conductor, RJ11



B8....Modular Type, 8 Conductor, RJ45 / RJ48



TS22...For Fluke/Harris test sets



TS44/TS52... For Fluke/Harris test sets



B2.... Quick Disconnect Option (471A QD or WECO Type 471A QD)



2

Choose Components (Up to Five Total)

LMG....Mini Grabbers (one pair: red /black)



LNAN....Banana Plug 4mm



LOE....Northern Telecom Original Equipment



LSLC5....SLC-5 Plug













Continued...


COMBI-CORD COMPONENTS

2

Choose Components (Up to Five Total)

L1....Alligator Clips (Mueller #60)	
L110....AT&T 110 Connector Plug	
L110D....110 D Test Connector	
L2....453A or P2EF equivalent (AT&T 303 & 309-NT 377)	
L284....Amphenol 284-1 Plug for 66 Block	
L299...Plugs into NT 399 Block	
L3....526A (Plugs into 4C Type Protector)	
310...310 Plug	
L3M...3M Binding Post Clip	
L4....463A (Replaces 5 Pin Protector, wired to long pins)	

Continued...



COMBI-CORD COMPONENTS

2

Choose Components (Up to Five Total)

L4WO....L4 (without ground pin, wired to long pins, looks in and out)



L5....P2FM Equivalent (AT&T 310 and 311)



L6....Large Chuck ends (adapter 360 Tool) ; (one pair: red /black)



L7.... Chuck Ends (over wire wrap pins) ; (one pair: red /black)



L8....Porta (replaces protector)



L9....Porta (plugs into protector)



L96....SLC-96 Plug (equivalent to mini-plug)



LDBAN....Dual Bantam Plug



LHTCAB...Heavy Test Clips, Angle Nose, Bed of nails ; (one pair: red /black)




LHTCAP....Heavy Test Clip, Angle Nose, Single Pin ; (one pair: red /black)



Continued...

2



COMBI-CORD COMPONENTS

2

Choose Components (Up to Five Total)

LMOD4....Modular type plug, 4 conductor, RJ22



LMOD6....Modular Type Plug, 6 conductor, RJ11



LMOD8....Modular Type, 8 Conductor, RJ45 / RJ48



LO....Miniature alligator clips (Mueller #30) ; (one pair: red /black)



LS....Step switch space lug




LX....Porta (Plugs into test field)



LBIX....Bix connector (QTBIX17-NT)



2



To convert buttset to quick disconnect see page 56