



## HD 5/11 P 240V

Tough, highly portable professional cold-water pressure washer with upright or lie-flat operation.



### 1 Save energy and time: EASY!Force high-pressure guns and EASY!Lock quick-release locks.

- At last – work without getting tired: the EASY!Force high-pressure gun.
- EASY!Lock quick-release locks: durable and robust. And five times faster than screws.

### 2 First-class mobility

- The integrated carrying handle on the front of the machine enable easy loading and convenient transport.
- Compact design and low weight.

### 3 Flexibility

- Vertical and horizontal operation possible.
- Separate parking and transport position for the spray unit.

### 4 Quality

- The automatic pressure relief protects the components and extends the service life.
- High-quality brass cylinder head.



## HD 5/11 P 240V

- Automatic pressure relief
- For horizontal and vertical operation
- Save energy and time: EASY!Force high-pressure guns and EASY!Lock quick-release locks.

### Technical data

|                              |               |                 |
|------------------------------|---------------|-----------------|
| Order no.                    | 1.520-966.0   |                 |
| EAN code                     | 4054278147178 |                 |
| Current type                 | Ph / V / Hz   | 1 / 240 / 50    |
| Flow Rate                    | l/h           | 490             |
| Water feed temperature       | °C            | max. 60         |
| Operating pressure           | bar / MPa     | 110 / 11        |
| Max. Pressure                | bar / MPa     | 160 / 16        |
| number of simultaneous users | 1             |                 |
| Mobility                     | hand held     |                 |
| Power rating                 | kW            | 2.2             |
| Weight without accessories   | kg            | 20,7            |
| Dimensions (L × W × H)       | mm            | 351 × 312 × 904 |

### Equipment

|                         |            |                    |
|-------------------------|------------|--------------------|
| Trigger gun             | EASY!Force |                    |
| High-pressure hose      | m          | 10 / DN 6, 250 bar |
| Spray lance             | mm         | 840                |
| ANTI!Twist              | -          |                    |
| Pressure switch control | ■          |                    |
| Servo Control           | -          |                    |

■ Included in delivery.

# HD 5/11 P 240V 1.520-966.0

**KÄRCHER**




|  |   | Order no.   | Flow Rate |  |  |  | Price | Description  |   |
|--|---|-------------|-----------|--|--|--|-------|--|---|
| <b>Trigger guns</b>                      |   |             |           |  |  |  |       |  |   |
| EASY!Force Advanced                      | 1 | 4.118-005.0 |           |  |  |  |       | Effortless, not energy-sapping: the EASY!Force high-pressure gun uses the recoil force of the high-pressure jet to reduce the holding force for the operator to zero.          | ■ |
| Conversion kit 1 from high pressure hose | 2 | 4.111-050.0 |           |  |  |  |       | A conversion kit which enables secure connection from an M22 hose onto our innovative EASY!Force trigger gun. The kit includes the EASY!Force Trigger gun, adaptors and lance. | □ |
| Conversion kit 2 from device             | 3 | 4.111-051.0 |           |  |  |  |       | Provides all the parts required to utilise our EASY!Force technology even on our non-Easy!Force machines. Including adaptors, lance, Easy!Force trigger gun and hose.          | □ |
| Conversion kit 3 only EASY!Force         | 4 | 4.111-052.0 |           |  |  |  |       | A conversion kit for the EASY!Force gun, which includes the correct adaptors to connect to the M22 style lance and hose.   | □ |
| <b>Quick connect</b>                     |   |             |           |  |  |  |       |  |   |
| Quick-fitting pipe union coupler trapezo | 5 | 2.115-000.0 |           |  |  |  |       | For fast changes between different spray lances/accessories. Perfect for Kärcher spray unit, suitable for trigger gun/spray lance interface. With M 22 x 1.5 internal thread.  | □ |
| Quick-fitting pipe union plug nipple tra | 6 | 2.115-001.0 |           |  |  |  |       | Hardened stainless steel male coupling for quick coupling 2.115-000. With M 22 x 1.5 external thread.  | □ |

■ Included in delivery. □ Available accessories.

# HD 5/11 P 240V 1.520-966.0

**KÄRCHER**



|  |    | Order no.   | Max. working pressure | Length  |  | Price | Description   |   |
|--|----|-------------|-----------------------|---------|--|-------|---|---|
| <b>Rotating spray lances</b>           |    |             |                       |         |  |       |   |   |
| Spray lance                            | 1  | 4.112-006.0 | 300 bar               | 840 mm  |  |       | 850 mm stainless steel lance (manual coupling) with ergonomic handle for ease of use and protection. Rotatable 360° under pressure.   | ■ |
| LED nozzle light                       | 2  | 2.680-002.0 |                       |         |  |       | LED work light for assembly on EASY!Force spray lances, providing a clear view in poor lighting conditions ensuring controlled cleaning results.                              | □ |
| Spray lance                            | 3  | 4.112-027.0 | 300 bar               | 250 mm  |  |       | 250 mm stainless steel lance (manual coupling) with ergonomic handle for ease of use and protection. Rotatable 360° under pressure.   | □ |
|  | 4  | 4.112-024.0 | 300 bar               | 400 mm  |  |       | 400 mm stainless steel lance (manual coupling) with ergonomic handle for ease of use and protection. Rotatable 360° under pressure.   | □ |
|  | 5  | 4.112-007.0 | 300 bar               | 600 mm  |  |       | 600 mm stainless steel lance (manual coupling) with ergonomic handle for ease of use and protection. Rotatable 360° under pressure.   | □ |
|  | 6  | 4.112-000.0 | 300 bar               | 1050 mm |  |       | 1050 mm stainless steel lance (manual coupling) with ergonomic handle for ease of use and protection. Rotatable 360° under pressure.  | □ |
|  | 7  | 4.112-018.0 | 300 bar               | 1550 mm |  |       | 1550 mm stainless steel lance (manual coupling) with ergonomic handle for ease of use and protection. Rotatable 360° under pressure.  | □ |
|  | 8  | 4.112-021.0 | 300 bar               | 2050 mm |  |       | 2050 mm stainless steel lance (manual coupling) with ergonomic handle for ease of use and protection. Rotatable 360° under pressure.  | □ |
| Spray lance extender                   | 9  | 4.112-048.0 | 300 bar               | 1000 mm |  |       | Spray lance extension with EASY!Lock connection. Length 1000 mm.  | □ |
| <b>Double lance</b>                    |    |             |                       |         |  |       |   |   |
| Double lance                           | 10 | 2.112-016.0 | 310 bar               | 960 mm  |  |       | 960 mm double lance for variable pressure adjustment on handle at full water flow rate. Suitable for agricultural use ( e.g. stable cleaning).                                | □ |
| <b>Angular spray lance</b>             |    |             |                       |         |  |       |   |   |
| WC and gutter lance                    | 11 | 4.112-029.0 |                       |         |  |       | Stainless steel lance WC and gutter with nozzle insert. Specially shaped for effective and hygienic cleaning of gutters and toilets.  | □ |
| <b>Flexible spray lance</b>            |    |             |                       |         |  |       |   |   |
| Flexible lance                         | 12 | 4.112-035.0 | 210 bar               | 1050 mm |  |       | 1050 mm flexible lance with variable bend from 20° to 140°, ideal for cleaning difficult to reach areas, e.g. gutters.  | □ |
| High pressure articulated joint        | 13 | 4.112-057.0 | 300 bar               |         |  |       | For hard-to-reach areas: High-pressure articulated joint with infinite angle adjustment up to 120°. Simply attach directly to the spray lance of the pressure washer.         | □ |
| <b>Inaktiv</b>                         |    |             |                       |         |  |       |   |   |
| Restraint belt for telescopic jet pipe | 14 | 6.373-987.0 |                       |         |  |       | Convenient strap for relief when working with the telescopic spray lance (6.394-690). The burden is optimally distributed on the body and longer periods of use are possible. | □ |
| <b>Gutter cleaner</b>                  |    |             |                       |         |  |       |   |   |
| Gutter cleaning lance                  | 15 | 2.112-015.0 |                       | 960 mm  |  |       | The lance is suited for cleaning of gutter systems. Because of the shape of the lance and the special nozzle the gutter can be cleaned without removing the cover plates.     | □ |
| <b>Undercarriage spray lance</b>       |    |             |                       |         |  |       |   |   |
| Underbody lance                        | 16 | 4.112-032.0 |                       | 700 mm  |  |       | Stainless steel lance for effective and easy underbody and wheel arch cleaning. Without high-pressure nozzle.   | □ |

■ Included in delivery. □ Available accessories.

# HD 5/11 P 240V 1.520-966.0



|  |    | Order no.   | Max. working pressure | Length |  |  | Price | Description   |                          |
|--|----|-------------|-----------------------|--------|--|--|-------|---|--------------------------|
| <b>Additional handle</b>                     |    |             |                       |        |  |  |       |   |                          |
| Additional handle for EASY!Lock spray lances | 17 | 4.321-380.0 |                       |        |  |  |       | Comfortable in every situation - the additional handle is easy to attach to the spray lance of our new EASY!Lock generation and makes work easier by allowing you to adjust your posture to suit the particular task. | <input type="checkbox"/> |
| <b>PowerControl spray lance</b>              |    |             |                       |        |  |  |       |   |                          |
| PowerControl spray lance 038                 | 18 | 4.112-047.0 |                       |        |  |  |       | Infinitely variable pressure adjustment during operation directly in the operator's gripping area, especially for machines without servo control function.  | <input type="checkbox"/> |

■ Included in delivery. □ Available accessories.

# HD 5/11 P 240V 1.520-966.0



1-4

|                                     |   | Order no.   | Nozzle size |  |  |  | Price | Description  |   |
|-------------------------------------|---|-------------|-------------|--|--|--|-------|--|---|
| <b>Power nozzle spray angle 15°</b> |   |             |             |  |  |  |       |  |   |
| Power Nozzle                        | 1 | 2.113-043.0 | 36          |  |  |  |       | Flat jet nozzle for stubborn dirt.   | ■ |
| <b>HP nozzle spray angle 0°</b>     |   |             |             |  |  |  |       |  |   |
| Power Nozzle                        | 2 | 2.113-001.0 | 40          |  |  |  |       | High-pressure nozzle with powerful jet for extremely stubborn dirt.                                  | □ |
| <b>Power nozzle spray angle 25°</b> |   |             |             |  |  |  |       |  |   |
| Power Nozzle                        | 3 | 2.113-005.0 | 36          |  |  |  |       | Fan jet nozzle with 25° spray angle, suitable for large areas and removing stubborn dirt and stains. | □ |
| <b>Power nozzle spray angle 40°</b> |   |             |             |  |  |  |       |  |   |
| Power Nozzle                        | 4 | 2.113-003.0 | 40          |  |  |  |       | Power nozzle with a 40° spray angle and fan jet, suitable for large areas and sensitive surfaces.    | □ |

■ Included in delivery. □ Available accessories.

# HD 5/11 P 240V 1.520-966.0

**KÄRCHER**



|  |    | Order no.   | ID    | Max. working pressure | Length | Price | Description  |                                     |
|--|----|-------------|-------|-----------------------|--------|-------|--|-------------------------------------|
| <b>Standard with unions on both sides</b>              |    |             |       |                       |        |       |  |                                     |
| High-pressure hose                                     | 1  | 6.110-034.0 | DN 6  | 250 bar               | 10 m   |       | 10 m high-pressure hose (M 22 x 1.5) with kink protection. With patented rotating AVS trigger gun connector and manual coupling. Further data: DN 6/155°C/250 bar.                             | <input checked="" type="checkbox"/> |
|  | 2  | 6.110-035.0 | DN 6  | 250 bar               | 10 m   |       |  | <input type="checkbox"/>            |
|  | 3  | 6.110-056.0 | DN 6  | 300 bar               | 10 m   |       | With patented AVS connection in the trigger gun (pivot-mounted) and hand screw union. M 22 x 1.5 with anti-kink protection. NW 6/155°C/300 bar   | <input type="checkbox"/>            |
|  | 4  | 6.110-031.0 | DN 8  | 315 bar               | 10 m   |       | 10 m high-pressure hose (M 22 x 1.5) with kink protection. With patented rotating AVS trigger gun connector and manual coupling. Further data: DN 8/155°C/315 bar.                             | <input type="checkbox"/>            |
|  | 5  | 6.110-030.0 | DN 8  | 315 bar               | 15 m   |       | 15 m high-pressure hose (M 22 x 1.5) with kink protection. With patented rotating AVS trigger gun connector and manual coupling. Further data: DN 8/155°C/315 bar.                             | <input type="checkbox"/>            |
|  | 6  | 6.110-032.0 | DN 8  | 315 bar               | 20 m   |       | 20 m high-pressure hose (M 22 x 1.5) with kink protection. With patented rotating AVS trigger gun connector and manual coupling. Further data: DN 8/155°C/315 bar.                             | <input type="checkbox"/>            |
|  | 7  | 6.110-014.0 | DN 8  | 315 bar               | 30 m   |       | With rotary coupling, 2 x M 22 x 1.5   | <input type="checkbox"/>            |
|  | 8  | 6.110-042.0 | DN 10 | 220 bar               | 15 m   |       | 15 m high-pressure hose (M 22 x 1.5) with kink protection and threaded couplings at both ends. Further data: DN 10/155°C/220 bar.  | <input type="checkbox"/>            |
|  | 9  | 6.110-043.0 | DN 10 | 220 bar               | 20 m   |       | with union on both sides, M 22 x 1.5 with anti-kink protection. NW 10/155°C/220 bar  | <input type="checkbox"/>            |
|  | 10 | 6.110-044.0 | DN 10 | 220 bar               | 25 m   |       |  | <input type="checkbox"/>            |
|  | 11 | 6.110-045.0 | DN 10 | 220 bar               | 40 m   |       |  | <input type="checkbox"/>            |
|  | 12 | 6.110-059.0 | DN 12 | 210 bar               | 15 m   |       | High-pressure hose for water volumes greater than 1,800 l/h. With union on both sides. 2x M 22 x 1.5 with anti-kink protection.  | <input type="checkbox"/>            |
|  | 13 | 6.110-060.0 | DN 12 | 210 bar               | 40 m   |       |  | <input type="checkbox"/>            |
|  | 14 | 6.110-041.0 | DN 10 | 220 bar               | 10 m   |       |  | <input type="checkbox"/>            |
| <b>Longlife 400 with unions on both sides</b>          |    |             |       |                       |        |       |  |                                     |
| High-pressure hose Longlife                            | 15 | 6.110-024.0 | DN 8  | 400 bar               | 1,5 m  |       | 1.5 m high-pressure hose (DN 8, M 22 x 1.5) with kink protection and connectors at both ends. For connecting to hose reels with appropriate connector (M 22 x 1.5).                            | <input type="checkbox"/>            |
|  | 16 | 6.110-069.0 | DN 8  | 400 bar               | 1,5 m  |       | High-pressure hose (ID 8) with double steel reinforcement. 1.5 m long, suitable for up to 400 bar pressure. Connectors: M 22 x 1.5, quick and convenient EASY!Lock hand screw connection.      | <input type="checkbox"/>            |
|  | 17 | 6.110-038.0 | DN 8  | 400 bar               | 10 m   |       | Durable, 10 m long high-pressure hose (ID 8) with double steel reinforcement and EASY!Lock hand screw connection at both ends and ANTI!Twist. Approved for 400 bar pressure.                   | <input type="checkbox"/>            |
|  | 18 | 6.110-023.0 | DN 8  | 400 bar               | 30 m   |       | With rotary coupling, 2 x M 22 x 1.5   | <input type="checkbox"/>            |
|  | 19 | 6.110-027.0 | DN 8  | 400 bar               | 20 m   |       | with rotary coupling, 2 x M 22 x 1.5   | <input type="checkbox"/>            |
|  | 20 | 6.110-029.0 | DN 8  | 400 bar               | 15 m   |       | With rotary coupling, 2 x M 22 x 1.5   | <input type="checkbox"/>            |
| <b>Food industry version with unions on both sides</b> |    |             |       |                       |        |       |  |                                     |
| High-pressure hose food grade                          | 21 | 6.110-063.0 | DN 6  | 250 bar               | 15 m   |       | 15 m high-pressure hose (DN 6) with patented (rotating) AVS trigger gun connector. Non-discolouring outer layer for use in the food industry. DN 6/155°C/250 bar.                              | <input type="checkbox"/>            |
|  | 22 | 6.110-051.0 | DN 8  | 250 bar               | 10 m   |       | 10 m high-pressure hose (DN 8) with patented (rotating) AVS trigger gun connector. Non-discolouring outer layer for use in the food industry. M 22 x 1.5 with anti-kink sleeve.                | <input type="checkbox"/>            |
|  | 23 | 6.110-052.0 | DN 8  | 250 bar               | 20 m   |       | 20 m high-pressure hose (DN 8) with swivel coupling. Non-discolouring outer layer for use in the food industry. Connectors at both ends, M 22 x 1.5, with kink protection. NW 8/155°C/250 bar. | <input type="checkbox"/>            |

■ Included in delivery. □ Available accessories.

# HD 5/11 P 240V 1.520-966.0




|   |    | Order no.   | ID   | Max. working pressure | Length | Price | Description   |                          |
|---|----|-------------|------|-----------------------|--------|-------|---|--------------------------|
| <b>Longlife food industry version with unions on both sides</b> |    |             |      |                       |        |       |   |                          |
| High-pressure hose food grade<br>Longlife                       | 24 | 6.110-053.0 | DN 8 | 400 bar               | 10 m   |       | Longlife HP hose for use in the food industry. Außendecke## animal-grease-resistant, non-colour-bleeding material. With rotary coupling, 2 x M 22 x 1,5                       | <input type="checkbox"/> |
|   | 25 | 6.110-054.0 | DN 8 | 400 bar               | 20 m   |       | Longlife HP hose for use in the food industry. Außendecke## animal-grease-resistant, non-colour-bleeding material. With patented AVS connection in the pistol (pivot mounted) | <input type="checkbox"/> |

■ Included in delivery. □ Available accessories.



# HD 5/11 P 240V 1.520-966.0



|                            |   | Order no.   | Max. working pressure | Nozzle size |  |  | Price | Description   |                          |
|----------------------------|---|-------------|-----------------------|-------------|--|--|-------|---|--------------------------|
| <b>Dirt Blaster, small</b> |   |             |                       |             |  |  |       |   |                          |
| Dirt Blaster Nozzle        | 1 | 4.114-020.0 | 180 bar               | 40          |  |  |       | With rotating point jet for more efficient removal: the new performance dirt blaster with nozzle size 040 achieves up to 50% higher cleaning and area performance than its predecessor.   | <input type="checkbox"/> |
| <b>Dirt blaster, large</b> |   |             |                       |             |  |  |       |   |                          |
| Dirt Blaster Nozzle        | 2 | 4.114-041.0 | 300 bar               | 40          |  |  |       | The dirt blaster with rotating pencil jet offers 10 times better cleaning performance. Ceramic nozzle and bearing ring for a long service life. Further data: Max. 300 bar, 30 MPa, 85°C. | <input type="checkbox"/> |
| <b>Triple nozzles</b>      |   |             |                       |             |  |  |       |   |                          |
| Triple Nozzle              | 3 | 4.117-031.0 | 300 bar               | 36          |  |  |       | Triple nozzle with manual nozzle changeover. Convenient spray adjustment. For high-pressure cleaners with injector; low-pressure fan jet for detergent removal and application.           | <input type="checkbox"/> |

■ Included in delivery. □ Available accessories.

# HD 5/11 P 240V 1.520-966.0

**KÄRCHER**



|   |    | Order no.   |  |  |  |  | Price | Description  |                          |
|---|----|-------------|--|--|--|--|-------|--|--------------------------|
| <b>Nozzle union</b>   |    |             |  |  |  |  |       |  |                          |
| Nozzle screws   | 1  | 4.112-011.0 |  |  |  |  |       | Nozzle screws with protectors for high-pressure and power nozzles  | <input type="checkbox"/> |
| <b>HP detergent injector</b>  |    |             |  |  |  |  |       |  |                          |
| Detergent injector for high and low pressure (without nozzles)                    | 2  | 4.637-032.0 |  |  |  |  |       | Detergent injector for independent high and low pressure dosage. Maximum dosage about 15%.   | <input type="checkbox"/> |
| Detergent injector for high pressure  | 3  | 4.637-033.0 |  |  |  |  |       | Cleaning agent dosage at high pressure 3 - 5 %   | <input type="checkbox"/> |
| <b>Machine-specific nozzle kit with order no. 3.637-170</b>                       |    |             |  |  |  |  |       |  |                          |
| Nozzle insert trapezoidal thread HD-GER.  | 4  | 4.769-005.0 |  |  |  |  |       | For HD 500 - 700 l/h. Consists of nozzle insert + HP power nozzle + union  | <input type="checkbox"/> |
| <b>Nozzle insert with order no. 3.637-001</b>                                     |    |             |  |  |  |  |       |  |                          |
| Nozzle insert for Order No. 3.637-001, high-pressure for machines up to 1100 l/h. | 5  | 4.769-003.0 |  |  |  |  |       | Nozzle insert for detergent injector 3.637-001 for high-pressure detergent application. For high-pressure cleaners with a water flow rate up to 1100 l/h.                                    | <input type="checkbox"/> |
| Low pressure for units rated up to 1100 l/h                                       | 6  | 4.769-001.0 |  |  |  |  |       | For low pressure with machines up to 1.100 l/h   | <input type="checkbox"/> |
| <b>Rotary coupling</b>  |    |             |  |  |  |  |       |  |                          |
| Rotary coupling   | 7  | 4.111-021.0 |  |  |  |  |       | Kärcher rotary coupling prevents twisting and kinking of high-pressure hoses for ease of use. Connector Easy!Lock. With grip protection.   | <input type="checkbox"/> |
| <b>Connector</b>  |    |             |  |  |  |  |       |  |                          |
| Nozzle connector/screw connector  | 8  | 4.111-022.0 |  |  |  |  |       | Nozzle connector/screw connector for connecting high-pressure nozzles and accessories to the high-pressure trigger gun (with nozzle connector). Connectors: 1x M 22 x 1.5 and 1x M 18 x 1.5. | <input type="checkbox"/> |
| Y distributor   | 9  | 4.111-024.0 |  |  |  |  |       | Offers the option to connect two spray units to the machine. Installation on the high pressure outlet.   | <input type="checkbox"/> |
| Short spray unit  | 10 | 4.111-038.0 |  |  |  |  |       | For attaching high-pressure nozzles and accessory parts to HP trigger gun (with nozzle screws). Not compatible with triple nozzles.  | <input type="checkbox"/> |
| <b>Adapter EASY!Lock</b>  |    |             |  |  |  |  |       |  |                          |
| Adapter 1 M22AG-TR22AG  | 11 | 4.111-029.0 |  |  |  |  |       | Adapter 1 to connect the old hose with the new hose  | <input type="checkbox"/> |
| Adapter 2 M22IG-TR22AG  | 12 | 4.111-030.0 |  |  |  |  |       | Adapter 2 to connect the old device with the new hose and the old gun with the new hose  | <input type="checkbox"/> |
| Adapter 3 M22IG-TR22AG  | 13 | 4.111-031.0 |  |  |  |  |       | Adapter 3 to connect the old gun with the new spray lance and new servo regulator  | <input type="checkbox"/> |
| Adapter M22 - Swivel  | 14 | 4.111-032.0 |  |  |  |  |       | M22 x 1,5female and swivel connection. For extension of high-pressure hoses with AVS connection or for usage of the telescopic lance with a high-pressure hose with AVS connection.          | <input type="checkbox"/> |
| Adapter 5 TR22IG-M22AG  | 15 | 4.111-033.0 |  |  |  |  |       | Adapter 5 to connect the new gun with the old spray lance and new servo regulator with the old spray lance   | <input type="checkbox"/> |
| Adapter 6 TR22IG-M22AG  | 16 | 4.111-034.0 |  |  |  |  |       | Adapter 6 to connect the new device with the old hose and the old hose with the new gun  | <input type="checkbox"/> |
| Adapter 7 M18IG-TR20AG  | 17 | 4.111-035.0 |  |  |  |  |       | Adapter 7 to connect the old spray lance with the new nozzle   | <input type="checkbox"/> |
| Adapter 8 TR20IG-M18AG  | 18 | 4.111-036.0 |  |  |  |  |       | Adapter 8 to connect the new spray lance with the old nozzle   | <input type="checkbox"/> |
| Coupler -2xM22x1,5  | 19 | 4.111-037.0 |  |  |  |  |       | Brass double connector for connecting and extending high-pressure hoses. With rubber protection. Connector: 2x M 22 x 1.5 m.   | <input type="checkbox"/> |

■ Included in delivery. □ Available accessories.

# HD 5/11 P 240V 1.520-966.0



|   |    | <b>Order no.</b> |  |  |  |  | <b>Price</b> | <b>Description</b>   |                          |
|---|----|------------------|--|--|--|--|--------------|--|--------------------------|
| ADAPTER for replacement TR22IG-M22AG Er | 20 | 4.111-046.0      |  |  |  |  |              | Rotatable adapter for connecting EASY!Force high-pressure gun and high-pressure hoses with M 22x1.5 connection | <input type="checkbox"/> |

■ Included in delivery.    □ Available accessories.

# HD 5/11 P 240V 1.520-966.0


**KÄRCHER**



|  |    | Order no.   | Max. working pressure | Nozzle size | Diameter |  | Price | Description  |
|--|----|-------------|-----------------------|-------------|----------|--|-------|--|
| <b>Pipe cleaning hose, ID 6</b>          |    |             |                       |             |          |  |       |  |
| Hose assembly TR pipe cleaning DN6 14MPa | 1  | 6.110-048.0 | 140 bar               |             |          |  |       | 10 m flexible high-pressure hose (DN 6) for cleaning pipes (threaded connection for R 1/8 nozzle). <input type="checkbox"/>  |
| Pipe cleaning hose                       | 2  | 6.110-049.0 | 140 bar               |             |          |  |       | 20 m flexible high-pressure hose (DN 6) for cleaning pipes (threaded connection for R 1/8 nozzle). <input type="checkbox"/>  |
| Pipe cleaning hose, DN 6, 30 m           | 3  | 6.110-050.0 | 140 bar               |             |          |  |       | 30 m flexible high-pressure hose (DN 6) for cleaning pipes (threaded connection for R 1/8 nozzle). <input type="checkbox"/>  |
| <b>Pipe cleaning nozzle</b>              |    |             |                       |             |          |  |       |  |
| Dirt blaster pipe cleaning D21/040       | 4  | 4.765-001.0 |                       | 40          | 21 mm    |  |       | The forward-tilted rotating pencil jet removes the most stubborn dirt. The three backwards-tilted jets ensure the necessary forward movement, as well as convenient handling. <input type="checkbox"/> |
| Dirt blaster pipe cleaning D30/040       | 5  | 4.765-004.0 |                       | 40          | 30 mm    |  |       | <input type="checkbox"/>   |
| Pipe cleaning nozzle                     | 6  | 5.763-015.0 |                       | 55          | 16 mm    |  |       | 16 mm pipe cleaning nozzle with internal thread. Various jet directions for environmentally-friendly cleaning of blocked drains and pipes. <input type="checkbox"/>                                    |
|  | 7  | 5.763-020.0 |                       | 65          | 16 mm    |  |       | <input type="checkbox"/>   |
|  | 8  | 5.763-017.0 |                       | 50          | 30 mm    |  |       | 30 mm pipe cleaning nozzle with internal thread. Various jet directions for environmentally-friendly cleaning of blocked drains and pipes. <input type="checkbox"/>                                    |
| Rotating pipe cleaning nozzle            | 9  | 6.415-428.0 |                       | 50          | 16 mm    |  |       | Rotating pipe cleaning nozzle with internal thread and four rotating jets for environmentally-friendly cleaning of blocked drains and pipes. <input type="checkbox"/>                                  |
| <b>Drum and tank cleaning</b>            |    |             |                       |             |          |  |       |  |
| Add-on kit mud sucker                    | 10 | 2.641-798.0 |                       |             |          |  |       | <input type="checkbox"/>   |

■ Included in delivery. □ Available accessories.

# HD 5/11 P 240V 1.520-966.0



|  |   | Order no.   | Flow Rate     | Nozzle size | Diame-<br>ter | Price | Description  |                          |
|--|---|-------------|---------------|-------------|---------------|-------|--|--------------------------|
| <b>Hard surface cleaner FR Classic</b>             |   |             |               |             |               |       |  |                          |
| FR Classic surface cleaner                         | 1 | 2.111-016.0 |               |             | 300 mm        |       | The ideal entry-level model in the Kärcher surface cleaner range for cleaning surfaces indoors and outdoors. With splash guard and up to 150 bar working pressure.                       | <input type="checkbox"/> |
| <b>Hard surface cleaner FR 30</b>                  |   |             |               |             |               |       |  |                          |
| FR 30 Surface Cleaner                              | 2 | 2.111-011.0 |               |             | 300 mm        |       | Up to 10 times greater area coverage compared with the conventional high pressure jet.   | <input type="checkbox"/> |
| <b>Hard surface cleaner FR 30 ME</b>               |   |             |               |             |               |       |  |                          |
| FR 30 ME surface cleaner                           | 3 | 2.111-013.0 |               |             | 300 mm        |       | Hot water resistant stainless steel surface cleaner with double ceramic bearings, non-marking swivel castors and suction hose connection. Ideal for indoor cleaning, e.g. food industry. | <input type="checkbox"/> |
| <b>Machine-specific nozzle kit for FR</b>          |   |             |               |             |               |       |  |                          |
| Nozzle kit for FR                                  | 4 | 2.640-482.0 | 450 - 500 l/h |             |               |       | Nozzle kit includes power nozzles and unions. For Kärcher surface cleaners (450 to 500 l/h).   | <input type="checkbox"/> |
| <b>Machine-specific nozzle kits for FR Classic</b> |   |             |               |             |               |       |  |                          |
| Nozzle kit for FR Classic                          | 5 | 2.885-312.0 |               | 40          |               |       | Nozzle kit specifically for FR Classic surface cleaner.  | <input type="checkbox"/> |

■ Included in delivery. □ Available accessories.

# HD 5/11 P 240V 1.520-966.0

**KÄRCHER**



|  |    | Order no.   | Flow Rate     |  |  |  | Price | Description  |                          |
|--|----|-------------|---------------|--|--|--|-------|--|--------------------------|
| <b>Cup foam lance</b>  |    |             |               |  |  |  |       |  |                          |
| Cup foam lance Basic 1                                       | 1  | 4.112-053.0 | 350 - 600 l/h |  |  |  |       | For high-pressure cleaners with a flow rate of 350-600 l/h: new, robust and very high-quality foam cup lance with outstanding foam quality while consuming half as much cleaning agent.  | <input type="checkbox"/> |
| 1-litre cleaning agent container for cup foam lance basic    | 2  | 5.071-414.0 |               |  |  |  |       |  | <input type="checkbox"/> |
| Cup foam lance Advanced                                      | 3  | 2.112-018.0 |               |  |  |  |       | Short, handy foam lance with adjustable spray angle with 1 litre detergent tank. Ideal for cleaning cars due to its compact design.  | <input type="checkbox"/> |
| 1-litre cleaning agent container for cup foam lance advanced | 4  | 6.414-050.0 |               |  |  |  |       | Additional 1-litre cleaning agent container for quick replacement of the cleaning agent (for foam lance 2.112-017.0 and 2.112-018.0).  | <input type="checkbox"/> |
| Cup foam lance Advanced 1                                    | 5  | 4.112-063.0 | 400 - 600 l/h |  |  |  |       |  | <input type="checkbox"/> |
| Cup foam lance DUO Advanced 1                                | 6  | 4.112-067.0 | 400 - 600 l/h |  |  |  |       |  | <input type="checkbox"/> |
| <b>Inno Foam Set</b>   |    |             |               |  |  |  |       |  |                          |
| Inno foam kit with detergent injector                        | 7  | 2.112-000.0 |               |  |  |  |       | High-pressure foam system with double lance (foam nozzle and high-pressure jet for rinsing). For use with mobile and stationary high-pressure and HDS pressure cleaners for cleaning or disinfection.                                  | <input type="checkbox"/> |
| <b>Easy Foam Set</b>   |    |             |               |  |  |  |       |  |                          |
| Easy Foam Set with RM injector                               | 8  | 2.112-010.0 |               |  |  |  |       | HP foam system for use with HD/HDS units for cleaning and disinfecting. Foam nozzle for connection to lance and HP chemical injector with precision 0-5% metering valve. The machine specific nozzle kit has to be ordered separately. | <input type="checkbox"/> |
| <b>Nozzle kits for Inno/Easy Foam Set</b>                    |    |             |               |  |  |  |       |  |                          |
| Nozzle kit 055 z. Inno/Easy Set 500 - 600 l/h                | 9  | 2.111-009.0 | 500 - 600 l/h |  |  |  |       | Optimal adaptation to different machine outputs for economic use.  | <input type="checkbox"/> |
| <b>Foam nozzle mounting kit</b>                              |    |             |               |  |  |  |       |  |                          |
| Foam nozzle kit  | 10 | 2.112-013.0 |               |  |  |  |       | Foaming agent kit. The foam nozzle is ideal for use in sanitary areas and the food industry and wherever long application times are necessary.   | <input type="checkbox"/> |

■ Included in delivery. □ Available accessories.

# HD 5/11 P 240V 1.520-966.0



|  |    | Order no.   | Length |  |  |  | Price | Description   |                          |
|--|----|-------------|--------|--|--|--|-------|---|--------------------------|
| <b>Automatic, self-winding hose reels</b>                    |    |             |        |  |  |  |       |   |                          |
| Automatic plastic hose reel incl. high-pressure hose         | 1  | 2.639-257.0 | 15 m   |  |  |  |       |   | <input type="checkbox"/> |
| Automatic hose reel, powder-coated steel / plastic           | 2  | 6.392-074.0 | 20 m   |  |  |  |       | Automatic hose reel for 20 m high-pressure hose. The console is made from powder-coated steel, the drum is made from plastic.   | <input type="checkbox"/> |
| Automatic stainless steel / synthetic material hose drum     | 3  | 6.392-083.0 | 20 m   |  |  |  |       | Automatic hose reel for 20 m high-pressure hose. The console consists of stainless steel, the drum is made from plastic.  | <input type="checkbox"/> |
| Automatic hose reel, coated                                  | 4  | 6.392-106.0 | 20 m   |  |  |  |       | Automatic hose reel of durable plastic. Painted steel bracket. Suitable for 20 m high-pressure hose.  | <input type="checkbox"/> |
| Hose reel, automatic, basalt grey-coated                     | 5  | 6.392-105.0 | 20 m   |  |  |  |       | Automatic hose reels provide the highest level of safety and convenience for winding and unwinding HP hoses.  | <input type="checkbox"/> |
| Automatic hose reel, stainless steel, includes swivel holder | 6  | 6.392-076.0 | 20 m   |  |  |  |       | Automatic stainless steel hose reel. With swivel holder. Suitable for 20 m high-pressure hose.  | <input type="checkbox"/> |
| Automatic stainless steel hose reel                          | 7  | 6.392-122.0 | 20 m   |  |  |  |       | High-grade, automatic steel hose reel. Especially suitable for use in the food industry. The material and finish provide for a corrosion-resistant, watertight capsuled sprong drive. Connection for HP hoses with nipple.            | <input type="checkbox"/> |
|  | 8  | 6.392-442.0 | 40 m   |  |  |  |       | Automatic hose reels provide the highest level of safety and convenience for winding and unwinding HP hoses. Compatible high-pressure hose, e.g. order no. 6.110-076.0 (ID 8, 40 m, 400 bar, 1x hose reel connection attachment kit). | <input type="checkbox"/> |
| Powder-coated swivel holder                                  | 9  | 2.639-931.0 |        |  |  |  |       | Swivel holder for automatic hose reel wall mounting. For maximum action radius and flexibility of high-pressure hose. Rotatable 120°. Galvanised steel.   | <input type="checkbox"/> |
| Stainless steel swivel holder                                | 10 | 2.641-867.0 |        |  |  |  |       | Swivelling wall bracket made of high-grade steel (for 2.641-866). This makes maximum flexibility and convenience possible when working with the HP hose.  | <input type="checkbox"/> |

■ Included in delivery. □ Available accessories.

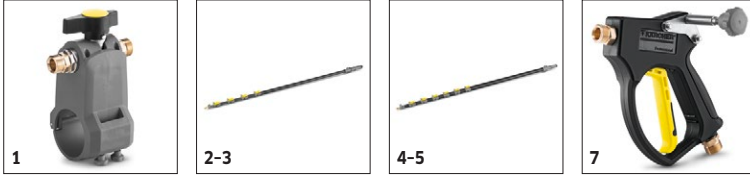
# HD 5/11 P 240V 1.520-966.0

|                   |  | Order no. | Flow Rate | Length of the product | Length | Price | De-<br>scripti-<br>on |  |
|-------------------|--|-----------|-----------|-----------------------|--------|-------|-----------------------|--|
| <b>Telescopic</b> |  |           |           |                       |        |       |                       |  |

■ Included in delivery. □ Available accessories.



# HD 5/11 P 240V 1.520-966.0



# HD 5/11 P 240V 1.520-966.0



|   |   | Order no.   | Nozzle size |  |  |  | Price | Description   |                          |
|---|---|-------------|-------------|--|--|--|-------|---|--------------------------|
| <b>Wet blasting attachment (without nozzle)</b>                     |   |             |             |  |  |  |       |   |                          |
| Wet blasting attachment with flow control (without nozzles)         | 1 | 4.115-000.0 |             |  |  |  |       | Paint, rust and scale removal made easy: Kärcher wet blasting attachment with flow control for adding blasting abrasive to the high-pressure jet.   | <input type="checkbox"/> |
| Wet blasting attachment without flow control (nozzles not included) | 2 | 4.115-006.0 |             |  |  |  |       | Paint, rust and scale removal made easy: Kärcher wet blasting attachment with flow control for adding blasting abrasive to the high-pressure jet. Without flow control.                                     | <input type="checkbox"/> |
| <b>Nozzle pack for wet blasting attachment</b>                      |   |             |             |  |  |  |       |   |                          |
| Nozzle pack TR wet jet set 0035                                     | 3 | 2.112-021.0 | 35          |  |  |  |       | Nozzle kit with wet blasting nozzle and nozzle insert (type specific). For optimal Kärcher wet blasting attachment performance. Only in combination with wet blasting attachment 4.115-000.0   4.115-006.0. | <input type="checkbox"/> |
| <b>Boron carbide nozzle</b>   |   |             |             |  |  |  |       |   |                          |
| Boron carbide nozzle, for machines as of 1000 l/h                   | 4 | 6.415-084.0 | 6 mm        |  |  |  |       | In addition to nozzle packs. Very wear-resistant nozzle with boron carbide chuck for continuous-duty operation.   | <input type="checkbox"/> |

■ Included in delivery. □ Available accessories.



# HD 5/11 P 240V 1.520-966.0



|  |   | Order no.   | Flow Rate     |  |  |  | Price | Description  |                          |
|--|---|-------------|---------------|--|--|--|-------|--|--------------------------|
| <b>Push-on washing brush</b>                                 |   |             |               |  |  |  |       |  |                          |
| Push-on wash brush, M 18 x 1.5                               | 1 | 4.113-001.0 |               |  |  |  |       | Push-on wash brush for universal use. Simply push on to lance. Connector: M 18 x 1.6.  | <input type="checkbox"/> |
| <b>Rotating washing brush</b>                                |   |             |               |  |  |  |       |  |                          |
| Rotating wash brush for < 800 l/h machines, nylon bristles   | 2 | 4.113-004.0 | 500 - 800 l/h |  |  |  |       | The rotating wash brush gently removes fine dust and traffic film from all surfaces. Temperature resistant up to 60°C. (M 18 x 1.5, replaceable brush insert). | <input type="checkbox"/> |
| Rotating wash brush for < 800 l/h machines, natural bristles | 3 | 4.113-003.0 | 500 - 800 l/h |  |  |  |       | Driven by water stream. Gently removes fine dust and traffic film from any surface. Temperature resistant up to 60°C, M 18 x 1.5 (replaceable brush insert).   | <input type="checkbox"/> |

■ Included in delivery. □ Available accessories.