

14AWG String Light with 36 Filament Bulbs

User Manual

O1 / PACKAGE CONTENT

- 14AWG string light x1
- S14 filament light bulbs x 36
- Zip ties x 24

O2 / WARNING

When used outdoors, basic safety precautions should ALWAYS be followed to reduce the risk of fire, electric shock or personal injury.

When used in wet outdoor locations, Ground Fault Circuit Interrupter protection (GFCI) is to be provided on circuits or outlets. Extension cords rated for outdoor use MUST be used, such as type: SEW, SEOW, SEOOW, SOW, SOOW, STW, STOW, SJEW, SJEOW, SJEOOW, SJW, SJOW, SJOOW, SJTW, SJTOW or SJTOOW. The connector cover should ALWAYS be in place to prevent water from entering (unless a string connector is inserted).

POWER SUPPLY

Caution: Due to risk of electric shock, avoid connecting or disconnecting while the equipment is wet. DO NOT use with extension cord near water or where water may accumulate. DO NOT SUBMERSE.

CAUTION - To reduce the risk of fire, electric shock or injury to persons:

- Torchstar String Lights are intended for indoor & outdoor installation.
- String lights MUST be supported by steel guide cables or other suitable supporting hardware such as zip ties, S-hooks (not included) or screw hooks (not included) whenever the span distance exceeds 25ft. See INSTALLATION.
- The string light should be installed so that the bulbs are ONLY facing down.
- DO NOT secure the string light to buildings or other structural supports using nails, staples or other sharp, conductive materials. DO NOT DAMAGE THE WIRE.
- Avoid damaging the insulation when installing. DO NOT pierce or otherwise compromise the wire's or socket's outer covering, jacket or sheathing.
- Periodically inspect the wire and sockets for degradation due to weather, UV light or other types of damage. Promptly replace worn out light string.

WARNING - RISK OF ELECTRIC SHOCK!

Disconnect power supply at source prior to wiring, replacing light bulbs or servicing in any way.

O3 / INSTALLATION

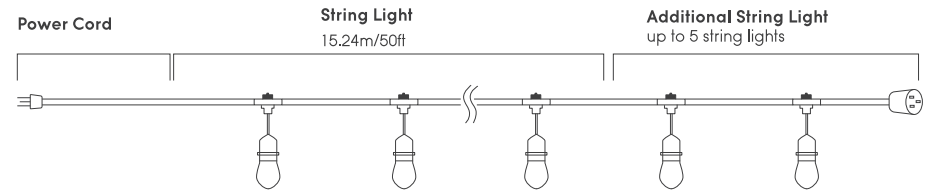
BULB REPLACEMENT



S14 filament light bulb

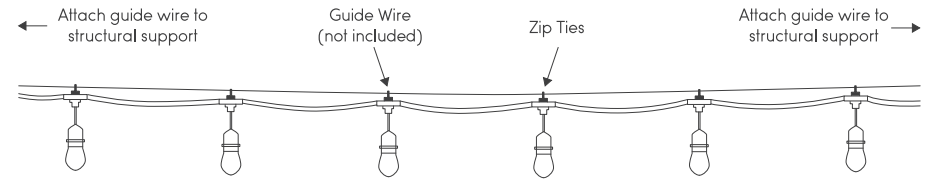
Includes 12 extra bulbs. Bulbs last up to 15,000-20,000 hours.

CONNECTING STRING LIGHTS

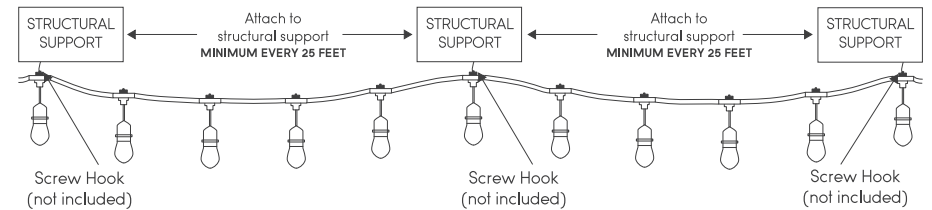


INSTALLATION METHODS

- Use a guide wire (not included) with zip ties.



- Attach the light string to a structure.



DRAWINGS NOT TO SCALE

O4 / SPECIFICATIONS

14AWG String Light with 36 Filament Bulbs	
Beam angle	360°
Working temperature	-4°F-140°F
Waterproof rating	IP65
Input voltage	110V
Length	50ft

O5 / WARRANTY

TORCHSTAR warrants that this product is free from defects in materials and workmanship for a period of 3 years from the day of purchase. If the product has been misused, damaged by accident or in any other way of improper use, this warranty becomes void.

O6 / MANUFACTURER CONTACT INFO

Website: www.torchstar.us
E-mail Address: info@torchstar.us
Phone Number: 800-990-7688