

# NOBLELIFT

**SPTE33Li**

**PERFECT ALTERNATIVE TO  
MANUAL PALLET JACK**

**3300 LBS**

**NEW**

**WITH  
LITHIUM BATTERY**

**POWER DRIVE  
MANUAL LIFT AND LOWER**



**SPTE33Li**



## Skeleton Design

The SPTE33Li chassis adopts a skeleton structure reducing the total weight of the vehicle, while ensuring structural strength and integrity. The vehicle weight of 364lbs is 25% lighter than comparable models. This reduced weight provides increased flexibility and improved operations.



Efficiency  
25%

## Open Structure

The open structure facilitates the maintenance and maintenance of users.



3.5 Hours Working Time



Li-ion

48V

15Ah



Easy  
Exchange

## Easy Battery Exchange

The smart design allows easy exchange of the 48 volt battery pack within seconds. When the battery is discharged, lift out and replace with (optional) additional 48 volt battery pack.

Light weight Li-ion Battery Pack (48V/15Ah) for easy exchange.



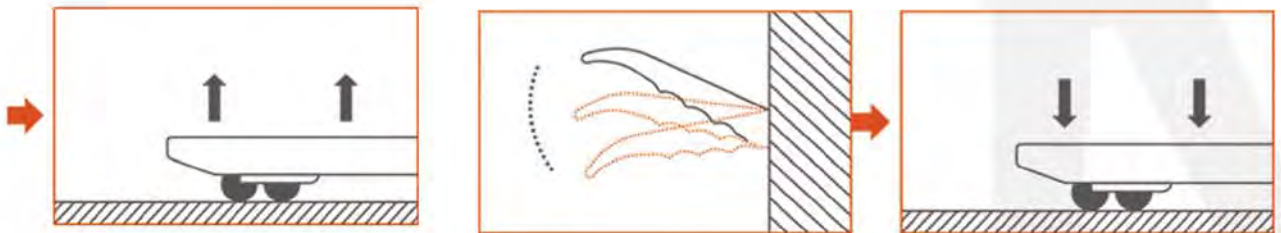


**SPTE33Li**

## Noblelift Ergonomic and Smart Handle

Integrated with operation buttons, battery indicator as well as key switch.

Operations: Lift/Lower/Horn/Belly button  
Battery Indicator: Digital  
Dual butterfly-style thumb controls for travelling  
Dual lift button for both right-handed or left-handed operators



SPTE33Li, fork lifting is manually operated.

## Great Speed & Efficiency

Powerful 500w AC drive motor with excellent speed and efficiency. And ensures lowest maintenance cost and smooth acceleration.





## Multiple Use Methods

Original

SPTE33Li is a Multiple Use Methods Semi Electric (Manual Lift) Pallet truck.

It can be used as a hand pallet truck any time when the power cuts off, meanwhile, you can remove the battery to reduce the service weight.

A:



B:



C:



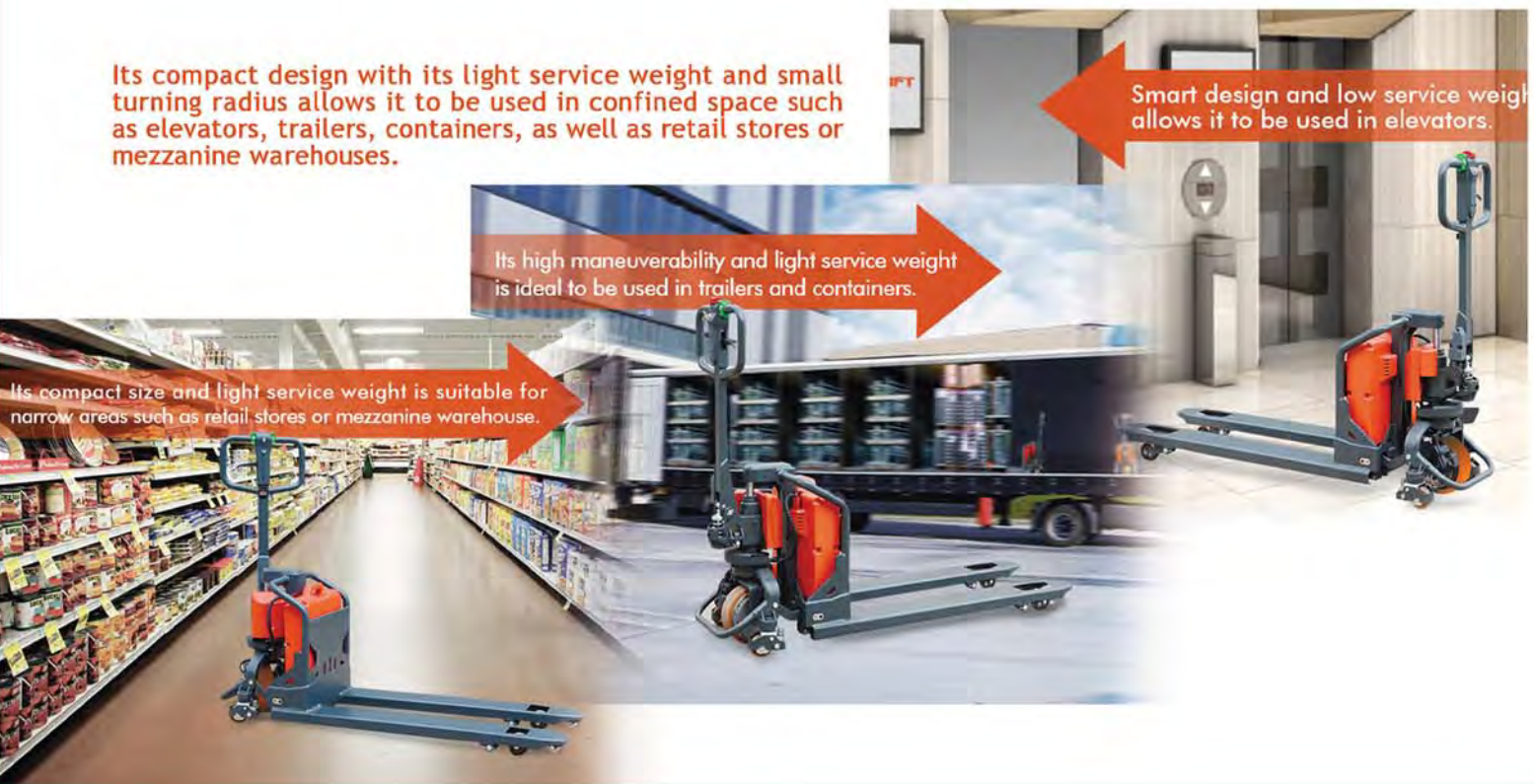
Even when the electric components such as motor, controller or battery are out of service after years of use, the SPTE33X's mechanical parts can continue to be used as a hand pallet truck because of its unique design.

Its compact design with its light service weight and small turning radius allows it to be used in confined space such as elevators, trailers, containers, as well as retail stores or mezzanine warehouses.

Smart design and low service weight allows it to be used in elevators.

Its high maneuverability and light service weight is ideal to be used in trailers and containers.

Its compact size and light service weight is suitable for narrow areas such as retail stores or mezzanine warehouse.



**Distinguishing mark**

1.2	Manufacturer's type designation		SPT33X
1.3	Power(battery,diesel,petrol gas>manual)		Semi Electric
1.4	Operator type		Pedestrian
1.5	Load Capacity / rated load	Q(lbs)	3300
1.6	Load centre distance	X(in)	23.6
1.8	Load distance, centre of drive axle to fork	Y(in)	40
1.9	Wheelbase	Z(in)	52.7

**Weight**

2.1	Service weight	(lbs)	363
2.2	Axle loading, laden front/rear	(lbs)	1345/2318
2.3	Axle loading, unladen front/ rear	(lbs)	282/81

**Tires, chassis**

3.1	Tires		Polyurethane(PU)
3.2	Tire size, front	ΦX W(in)	Φ9X2.4
3.3	Tire size, rear	ΦX W(in)	Φ3.15×3.66
3.4	Additional wheels (dimensions)	ΦX W(in)	Φ3.15X1.18
3.5	Wheels, number front/ rear(x=driven wheels)		1X+2/2
3.6	Tread, front	b10(in)	16.5
3.7	Tread, rear	b11(in)	20.7

**Dimensions**

4.4	Lift height	h3(in)	4.5
4.9	Height of tiller in drive position min. / max.	h14(in)	33/49.6
4.15	Height, lowered	h13(in)	3.15
4.19	Overall length	l1(in)	67.6
4.20	Length to face of forks	l2(in)	19.6
4.21	Overall width	b1(in)	27
4.22	Fork dimensions	s/e/l(in)	1.9/6.3/48
4.25	Distance across forks	b5(in)	27
4.32	Ground clearance, centre of wheelbase	m2(in)	1.46
4.34	Aisle width for pallets31X47 lengways	Ast(in)	84.9
4.35	Turning radius	Wa(in)	59.8

**Performance**

5.1	Travel speed, laden/ unladen	mph	2.7/3
5.2	Lift speed, laden/ unladen	fpm	—
5.3	Lowering speed, laden / unladen	fpm	17.3/17.3
5.8	Gradeability, laden/ unladen	%	3.5/20

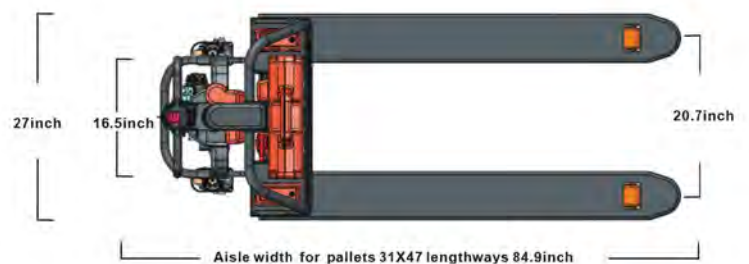
**Motors**

6.1	Drive motor rating S2 60min	HP	0.67
6.2	Lift motor rating at S3 10%	HP	—
6.3	Battery acc. to DIN 43531 /35 / 36 A, B, C, no		No
6.4	Battery voltage, nominal capacity K5	V/Ah	48V/14AV
6.5	Battery weight (minimum)	(lbs)	22
6.6	Energy consumption acc: to VDI cycle		0.2
8.1	Type of drive control		AC speed Control
8.4	Sound level at driver's ear acc. to EN 12053	dB(A)	< 60

## Dimensions

Width\*Length\*Height  
27\*67.6\*49.6inch  
Turning radius  
59.8inch

**Service weight  
363lbs**





# SPTE33Li

## Perfect Alternative To Manual Pallet Jack

### STANDARD FEATURES:

Electric propelled, Manual lift and lower  
Unique 48V system for high efficiency of energy consumption.  
Easy lift-up and replaceable 4x12V/20Ah maintenance-free battery pack  
24" load center  
Fork size: 27"W x 48"L  
9"x2.4" polyurethane drive tire  
3.1"x3.7" polyurethane load wheels  
Additional stability casters optional  
Ergonomic control handle with horn button, emergency belly button  
as well as battery indicator  
Dual butterfly-style thumb control for travelling  
Gravity lowering as manual pallet jack  
Key switch limits access to approved personnel  
Pump motor with relief valve protects system from overloading  
Travel speed: 3.0mph (unloaded), 2.7mph (fully loaded).



Effortless  
Operation



Lower  
Cost



More  
Efficient



AC  
Drive



Smart design best value motorized pallet truck, perfect alternative to manual pallet jack.

AUTHORIZED DEALER