



NOBLELIFT

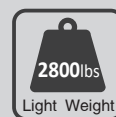
Material Handling

ATOM

**ATOM Lithium
Powered Pallet truck**

NOBLELIFT INTELLIGENT EQUIPMENT CO., LTD

ATOM PTE28Q Electric Pallet Truck



www.nobleliftna.com

Gradeability & Robustness

The frame of the PTE28Q truck is surrounded and made from high quality steel giving the truck structural integrity to ensure longevity while protecting the components.

Forks with double sided C-shape reinforcements and at the fork tips significantly increase strength and rigidity of the frame.

Using 24V DC permanent magnet motor technology, mute. 8.66" wheel diameter, strong ability to pass over obstacles.

Robust & Smart Design of Chassis

Strong and compact structure of chassis helps to ensure long life-time of the truck, without sacrificing the truck's weight or putting under question the strength of frame.




Capacity up to 2800 lbs and ability to overcome ramps up to 6/16% (laden/unladen) makes the truck suitable for work in loading docks and on delivery operations in different conditions.



Maintenance Friendly

Drive Motor with Intelligent Control



There are no hoses or pipes in the hydraulic lifting circuit of the pallet trucks which significantly improves reliability and reduces the amount of potential problems related to leakages through connectors or their seals.

The truck is equipped with CAN-bus technology making diagnosis and troubleshooting easier.

CAN-bus

PTE28Q

● 2800lbs Capacity **Li-ion**

- Perfect for light-duty applications.
- Compact and robust design.
- Light service weight.
- Fast-charging Li-ion battery.
- Ideal for use on retail stores and logistics
- Easy-battery replacement.



Ergonomic & Smart Tiller Design

The tiller integrated with a variety of functions is portable to operate. The LCD displays the battery charge level and the fault code, which makes the truck condition clear at a glance and the truck management safer. All the switch buttons are integrated in the ergonomic touch position and can be easily accessible by operators.



PTE28Q Standard Configuration



The structure of the truck is more compact than the traditional manual and semi-electric products, and is more efficient. It provides customers with a new solution that can replace manual and semi-electric products. More importantly, it can greatly reduce the physical damage to the operators caused by the long-term drag or lifting and lowering operation comparing to the traditional manual products. The light weight of the truck, without sacrificing the strength of frame, is very suitable for the spaces where the truck's weight is required.



Turning Radius:
52.76"

The truck can safely turn in confined areas.


Smart & Replaceable Batteries for Pallet Trucks

PTE28Q is equipped with maintenance-free Lithium Iron Phosphate battery with optional different capacities for various applications. With its fast charging and opportunity charging features, the service time of the truck is greatly improved.

The light weight of the battery makes it easy for a fast battery replacement for any operator.



Manage Productivity by Swapping out the Battery.



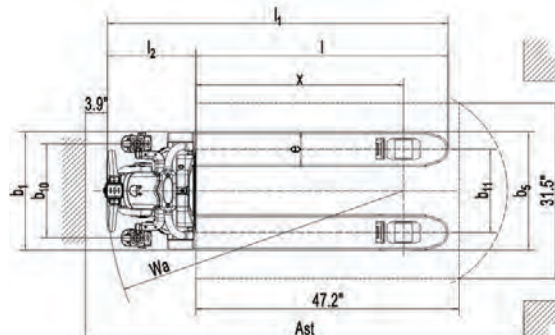
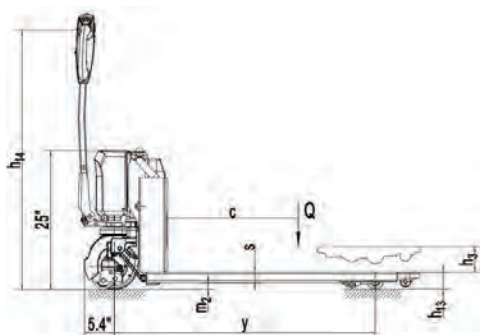
Socket on battery case for easy battery charging without necessity to take the battery out.

100% Min. **2~3** hours charge | Excellent Working Time



The steel apron/toe guard apron will not only protect the operators, but also protect the internal components.

Optional: Dual stability casters to ensure greater stability for safe transportation.



Type Sheet for Industrial Truck acc. To VDI 2198

Distinguishing mark

1.2	Manufacturer`s type designation		PTE28Q
1.3	Drive		Battery
1.4	Operator type		Pedestrian
1.5	Load Capacity / rated load	Q (lbs)	2800
1.6	Load centre distance	c (in)	23.6
1.8	Load distance ,centre of drive axle to fork	x (in)	37.3
1.9	Wheelbase	y (in)	46.8

Weight

2.1	Service weight	lbs	253	264
2.2	Axle loading, laden front/rear	lbs	1063 / 2490	1069 / 2495
2.3	Axle loading, unladen front/rear	lbs	205 / 48	211 / 53

Tyres, chassis

3.1	Tires		Polyurethane (PU)	
3.2	Tire size,front	φ x w (in)	φ 8.66×2.76	
3.3	Tire size,rear	φ x w (in)	φ 3.15×3.66	
3.4	Additional wheels(dimensions)	φ x w (in)	-/ φ 3.15×1.18	
3.5	Wheels,number front/rear(x=driven wheels)		1x/ 2 or 1x +2/ 2	
3.6	Tread, front	b10 (in)	-/16.93	
3.7	Tread, rear	b11 (in)	14.96	20.67

Dimensions

4.4	Lift	h3 (in)	4.53	
4.9	Height of tiller in drive position min./ max.	h14 (in)	29.33 / 45.67	
4.15	Height, lowered	h13 (in)	3.15	
4.19	Overall length	l1 (in)	61.18	
4.20	Length to face of forks	l2 (in)	15.47	
4.21	Overall width	b1 (in)	21	27
4.22	Fork dimensions	s/e/l (in)	1.97 / 6.3 / 45.28	
4.25	Width Across Forks	b5 (in)	21	27
4.32	Ground clearance, centre of wheelbase	m2 (in)	1.18	
4.34	Aisle width for pallets31.5X47.2" lengthways (7.8" safe distance)	Ast (in)	79.25	
4.35	Turning radius	Wa (in)	52.76	

Performance data

5.1	Travel speed, laden/ unladen	mph	2.67/3.04	
5.2	Lift speed, laden/ unladen	fpm	2.95/4.33	
5.3	Lowering speed, laden/ unladen	fpm	9.84 / 5.07	
5.8	Max. gradeability, laden/ unladen	%	6/ 16	
5.10	Service brake		Electromagnetic	

Electric- engine

6.1	Drive motor rating S2 60min	HP	1.02	
6.2	Lift motor rating at S3 10%	HP	0.68	
6.3	Battery acc. to DIN 43531/ 35/ 36 A, B, C, no		No	
6.4	Battery voltage, nominal capacity K5	V / Ah	24 / 20	
6.5	Battery weight	lbs	11	
6.6	Energy consumption acc. to VDI cycle	kWh/h	0.25	

Addition data

8.1	Type of drive control		DC speed Control	
8.4	Sound level at driver`s ear acc. to EN 12053	dB(A)	<70	



Introduction

The new ATOM Lithium powered electric pallet truck is designed under the current industrial trend of light duty and Lithium power solution. It continues the concept of the Edge series pallet trucks with compact and smart design but with a target to minimize the cost in manufacturing to offer a more affordable powered light duty material handling solution to the end users.

The Atom continues to offer the function and solution usually for high-end electric pallet trucks including Can-bus Communication, Fault Code, Battery Discharging Indicator, Drive with the tiller in vertical position, Electric lift and lower control etc., make it the perfect solution for the material handling for retail, small warehouse and so on.

Smart lithium battery for fast charging and opportunity charging, no maintenance needed.



AUTHORIZED DEALER

Noblelift North America Corp.

Add: 2461 S Wolf Road, Des Plaines, IL 60018

Tel: 847-595-7100

Fax: 847-595-7200

Email: sales@nobleliftna.com

Http: www.nobleliftna.com