

NO.	DWG/SUPPLIER	CFG/ SUPPLIER NO.	DESCRIPTION	QTY
1	1305031127	Default	FRAME 24 x 90 x 48 SERIES 4000	1
2	1305022418	(84")	MOUNTING RAIL 2.25" CAGE-NUTS	4
3	2472-002	Default	UAC / VCM 48RU 1 x (84) x 6	1
4	1305030133	Default	PERFORATED DOOR (21 x 84)	1
5	1305030134	Default	SPLIT DOOR PERF. RH (21 x 84)	1
6	1305030137	Default	SPLIT DOOR PERF. L.H. (21 x 84)	1
7	1305039067	(21)	TOP COVER 4 FAN CUT-OUTS 6"	1
8	1305038320	default	TOP FRONT COVER PLATE	2
9	1305027783	Default	6" FAN CUTOUT COVER PLATE	4
10	2368-001	Default	SPLIT SIDE PANEL (84) x 48 LOCKS	2
11	OHIO NUT & BOLT	FH 4440	LEVELLER, STEEL BASE 1/2-13	4

NOTES:

- 1 - MOUNTING RAILS TO HAVE RU MARKINGS.
- 2 - APPROXIMATE WEIGHT: 353 LBS.
- 3 - CAPACITY: 3000 LBS
- 4 - 100 CAGE-NUTS 10-32 SHIPPED LOOSE.
- 5 - 100 TRUSS HEAD SCREW 10-32 x 5/8 SHIPPED LOOSE.
- 6 - FINISH: TEXTURED POWDER COAT.
- 7 - CERTIFIED TO CSA STANDARD C22.2 NO. 70950-1

Electron METAL PROUDLY MANUFACTURED IN CANADA.

PROPRIETARY AND CONFIDENTIAL
 THE INFORMATION CONTAINED IN THIS DRAWING IS THE SOLE PROPERTY OF ELECTRON METAL A.I.G. INC. ANY REPRODUCTION IN PART OR AS A WHOLE WITHOUT THE WRITTEN PERMISSION OF A.I.G. ELECTRON METAL INC IS PROHIBITED.

APPROVED BY:
T.M.

DRAWN BY:
E. D.

CHECKED BY:
E. D.

Title:
SERIES 4000 SERVER CFG 48RU (21 x 84) x 48
24 x 90 x 48

PROJECT:
 G:\SWDwgs\Cabinets\Ser4000\EnsemblesServeur\

FILE:
 Kit21x84x48_2486-001_Eng

PART NO.:
CB4KSV-214848

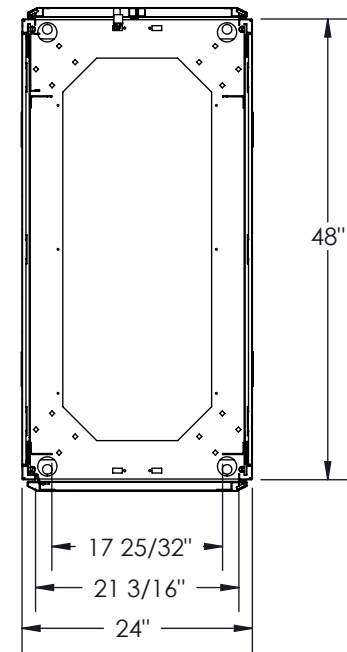
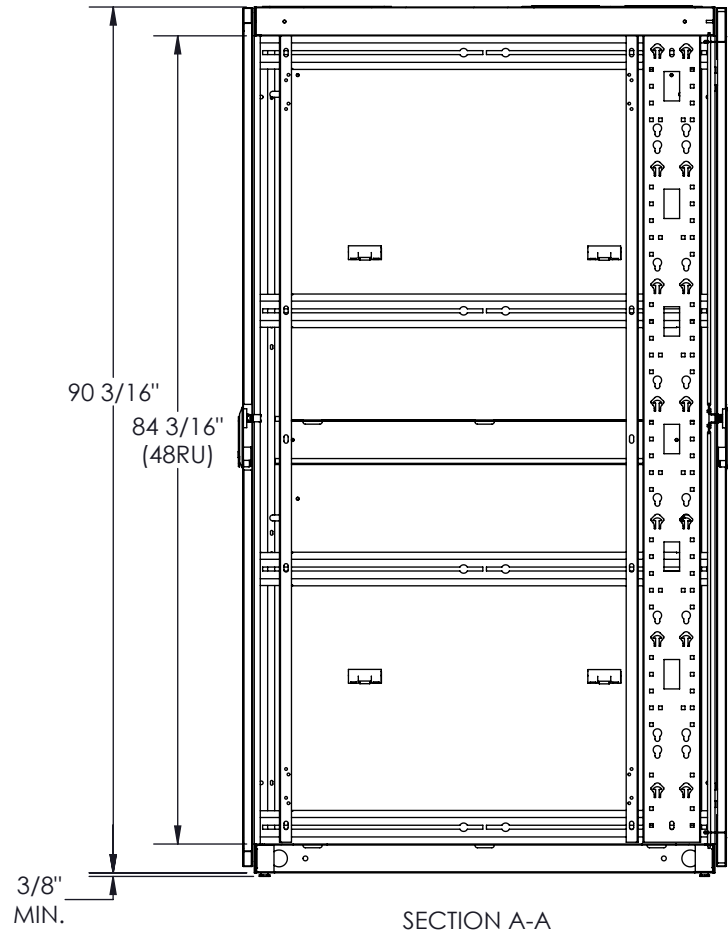
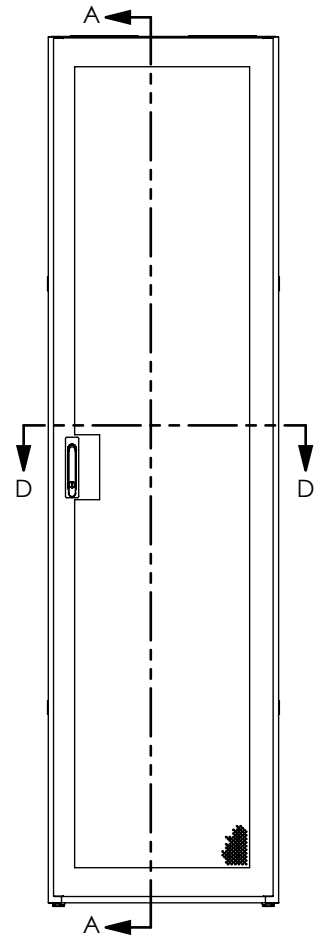
DRAWING NO.:
2486-001

REV.:
 -

SCALE:
 1:22

DATE:
 2018-12-10

SHEET:
 1 / 2



SECTION D-D

Electron PROUDLY MANUFACTURED IN CANADA.
METAL

PROPRIETARY AND CONFIDENTIAL
 THE INFORMATION CONTAINED IN THIS DRAWING IS THE SOLE PROPERTY OF ELECTRON METAL A.I.G. INC. ANY REPRODUCTION IN PART OR AS A WHOLE WITHOUT THE WRITTEN PERMISSION OF A.I.G. ELECTRON METAL INC IS PROHIBITED.

APPROVED BY:
 T.M.

DRAWN BY:
 E. D.
 CHECKED BY:
 E. D.

Title:
 SERIES 4000 SERVER CFG 48RU (21 x 84) x 48
 24 x 90 x 48

PROJECT:
 G:\SWDwgs\Cabinets\Ser4000\EnsemblesServeur\

FILE:
 Kit21x84x48_2486-001_Eng

PART NO:
 CB4KSV-214848

DRAWING NO:
 2486-001

REV.:
 -

SCALE:
 1:20

DATE:
 2018-12-10

SHEET:
 2 / 2