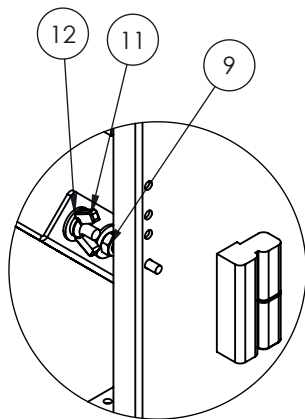


NO.	DWG/SUPPLIER	CFG/SUPPLIER NO.	DESCRIPTION	QTY
1	2505-003	Default	REAR SECTION (19 x 12.25) x 36	1
2	1305037315	Default	DOOR: 7.75" DEEP	1
3	1515	Default	4" FAN CUTOUT COVER PLATE	4
4	1305023127	Default	PIVOTING RAIL, 2RU	2
5	SOUTHCO	K4-2833-07	LINK ROTARY LATCH, MEDIUM	1
6	SOUTHCO	K4-2338-07	KEEPER	1
7	SOUTHCO	96-10-520-50	OFFSET HINGE, LARGE, LH	1
8	SOUTHCO	96-10-510-50	OFFSET HINGE, LARGE, RH	1
9	FASTBOLT	*0.25-20	NYLON INSERT LOCK NUT	4
10	TECHNI-VIS	10-32 x .375	SCREW PAN HEAD - PHILLIPS	8
11	TECHNI-VIS	.25-20	WING NUT	2
12	FASTENAL	*0.25	FLAT WASHER	6



DETAIL C  
SCALE 1 : 4

NOTE:  
1 - CAPACITY: 100LBS



**PROPRIETARY AND CONFIDENTIAL**  
THE INFORMATION CONTAINED IN THIS DRAWING IS THE SOLE PROPERTY OF A.I.G. ELECTRON METAL INC. ANY REPRODUCTION IN PART OR AS A WHOLE WITHOUT THE WRITTEN PERMISSION OF A.I.G. ELECTRON METAL INC IS PROHIBITED.

APPROVED BY:  
E.D.

DRAWN BY:  
TOM

CHECKED BY:  
R.B

PROJECT:  
G:\SWDwgs\WallMount\LowProfile\

PART NO.:  
WMCLOP-190736

Title:  
LOW PROFILE WALL MOUNT (19 x 12.25) x 36

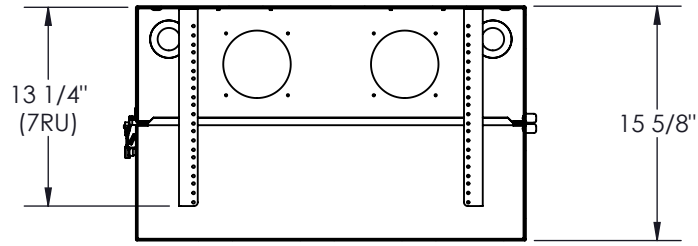
DRAWING NO.:  
1305031549

REV.:  
D

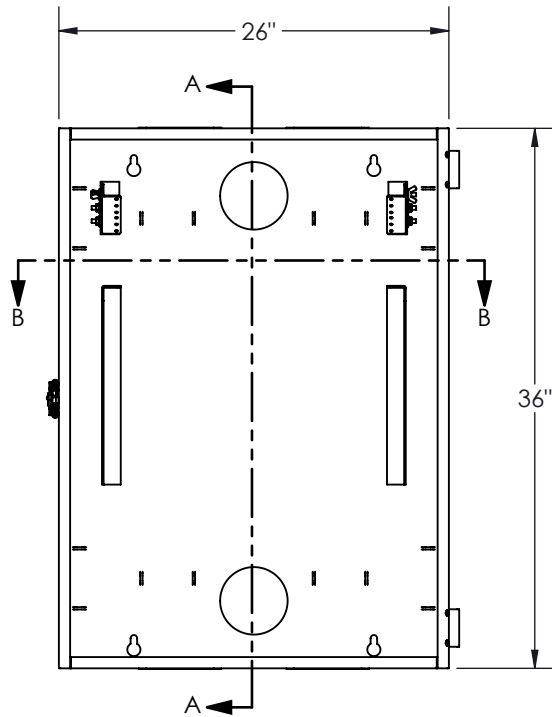
SCALE:  
1:12.8

DATE:  
2012-08-07

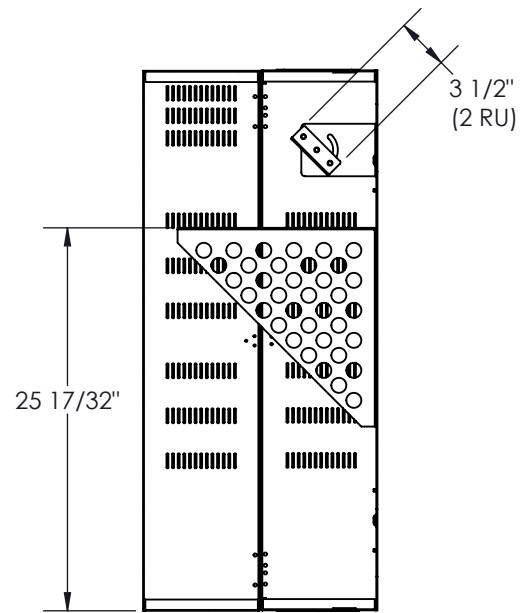
SHEET:  
1 / 2



SECTION B-B



FRONT VIEW  
DOOR NOT SHOWN FOR CLARITY



SECTION A-A

**Electron METAL** PROUDLY MANUFACTURED IN CANADA.

**PROPRIETARY AND CONFIDENTIAL**  
THE INFORMATION CONTAINED IN THIS DRAWING IS THE SOLE PROPERTY OF A.I.G. ELECTRON METAL INC. ANY REPRODUCTION IN PART OR AS A WHOLE WITHOUT THE WRITTEN PERMISSION OF A.I.G. ELECTRON METAL INC IS PROHIBITED.

APPROVED BY:  
E.D.

DRAWN BY:  
TOM

CHECKED BY:  
R.B

PROJECT:  
G:\SWDwgs\WallMount\LowProfile\

PART NO.:  
WMCLOP-190736

Title:

LOW PROFILE WALL MOUNT (19 x 12.25) x 36

FILE:  
LowProfile26x36x15\_1305031549\_Eng

DRAWING NO.:  
1305031549

REV.:  
D

SCALE:  
1:12.8

DATE:  
2012-08-07

SHEET:  
2 / 2