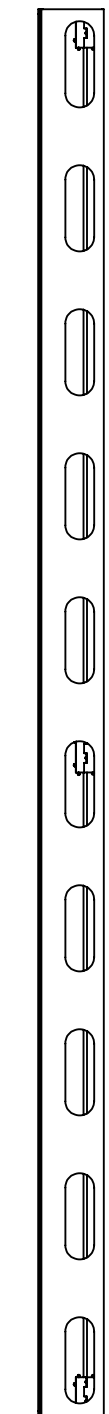
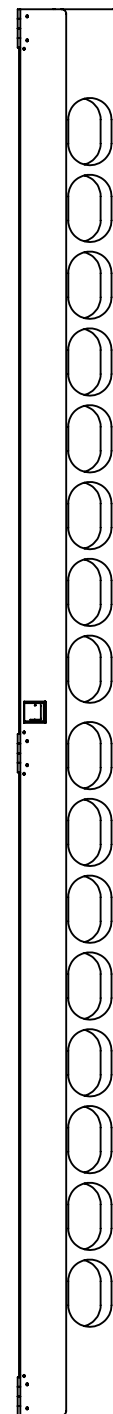
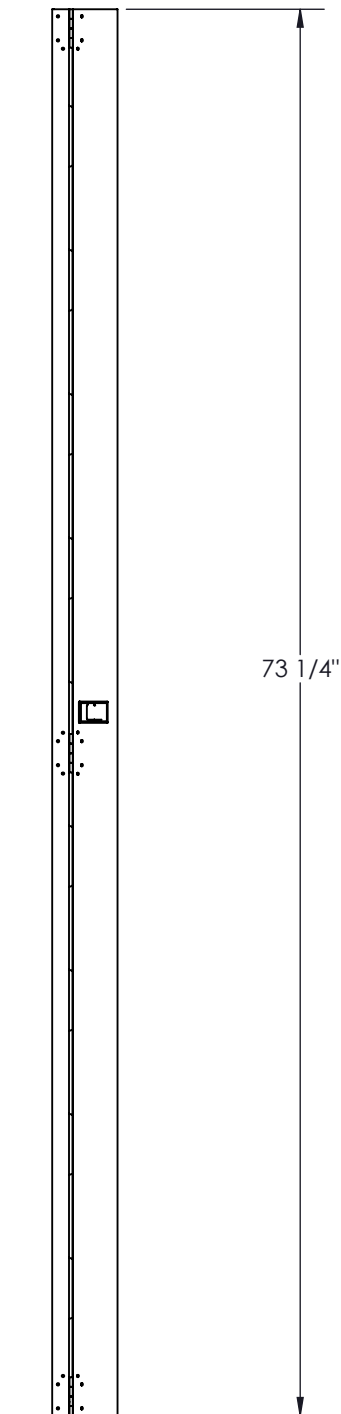
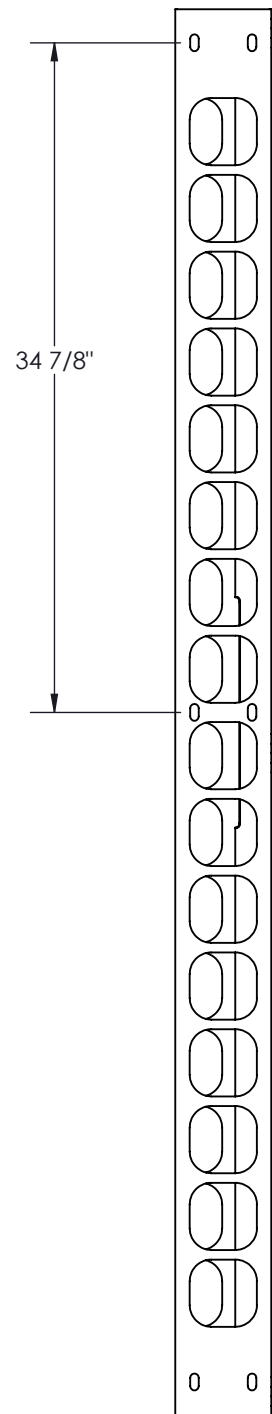
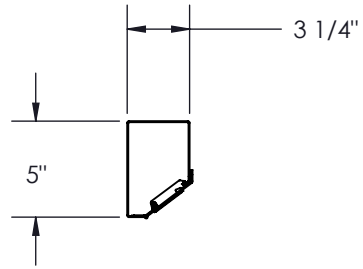


COLOR	PT# SUFFIX
BLACK	-BK
WHITE	-WH
GREY	-GY

NO.	DWG/SUPPLIER	CFG/SUPPLIER NO.	DESCRIPTION	QTY
1	1305025834	Default	CONDUIT BODY 3.25" x 73.5"	1
2	T.C.H.	505-9042802 - 217 DEGRÉS	BUTT HINGE 2" x 1.25" OPEN, .093 DIA. PIN	3
3	1305021151	(73.5")	BEVELED DOOR FOR CONDUIT	1
4	SOUTHCO	A3-40-625-12	FLUSH SLIDE LATCH	1

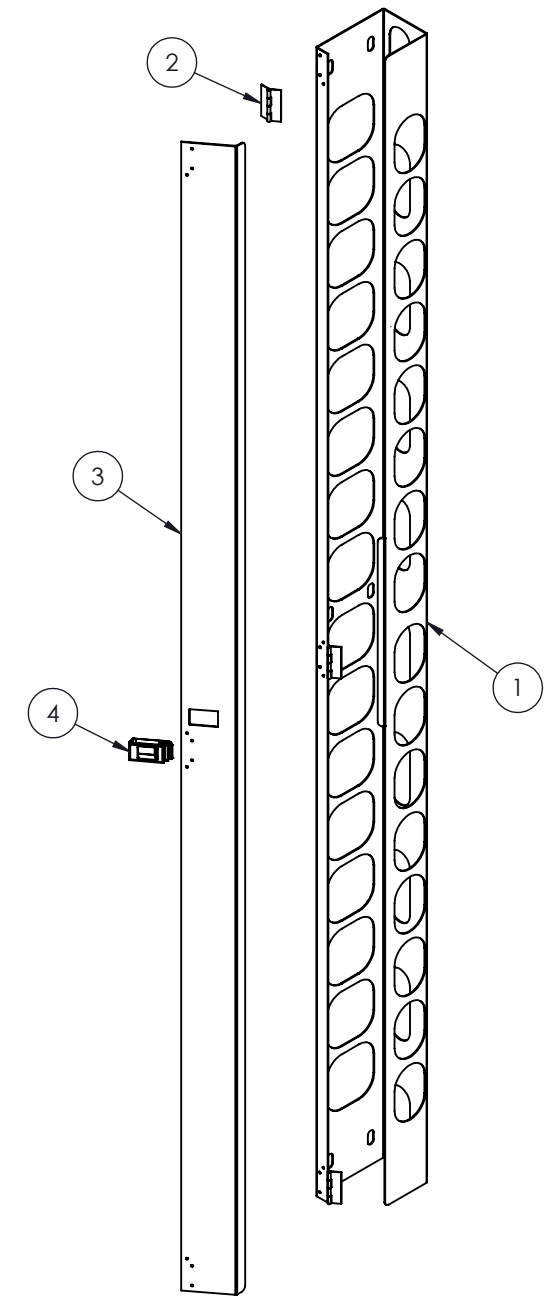


FRONT VIEW

REAR VIEW

NOTES:

- 1 - APPROX. WEIGHT: 13.37 LBS
- 2 - FINISH: TEXTURED POWDER COATING
- 3 - MATERIAL: STEEL CRS GAUGE 16 (0.060")
- 4 - CONSTRUCT: FULLY WELDED
- 5 - INCLUDES: ASSEMBLY HARDWARE



<p>Electron METAL PROUDLY MANUFACTURED IN CANADA</p>	DRAWN BY: S.DONOFRIO	TITLE: CABLE MGT 3.25 x (73.5) x 5			
	CHECKED BY: E. DUCHESNEAU				
CONFIDENTIAL THE INFORMATION CONTAINED IN THIS DRAWING IS THE SOLE PROPERTY OF ELECTRON METAL A.I.G. INC. ANY REPRODUCTION IN PART OR AS A WHOLE WITHOUT THE WRITTEN PERMISSION OF A.I.G. ELECTRON METAL INC IS PROHIBITED.					
FILE: Conduit3p25x73x5_1305025833_Eng	PART NO.: -	DWG NO.: 1305025833	REV.: A	SCALE: 1:10	DATE: 2008-08-25
					SHEET: 1 / 1