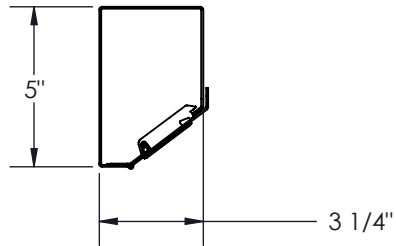


COLOR	PT# SUFFIX
BLACK	-BK
WHITE	-WH
GREY	-GY



NO.	DWG/SUPPLIER	CFG/SUPPLIER NO.	DESCRIPTION	QTY
1	1305022703	Default	CABLE MANAGEMENT BODY 42"	1
2	1305021151	(42")	BEVELED DOOR FOR CONDUIT	1
3	T.C.H.	505-9042802 - 217 DEGRÉS	BUTT HINGE 2" x 1.25" OPEN, .093 DIA. PIN	2
4	SOUTHCO	A3-40-625-12	FLUSH SLIDE LATCH	1

D

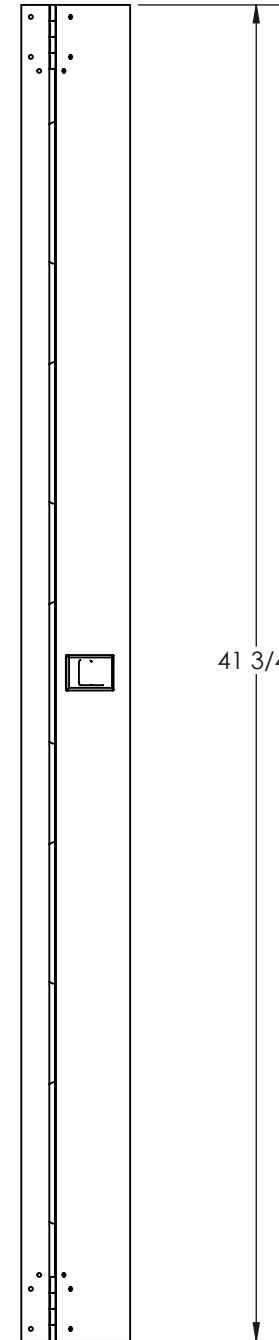
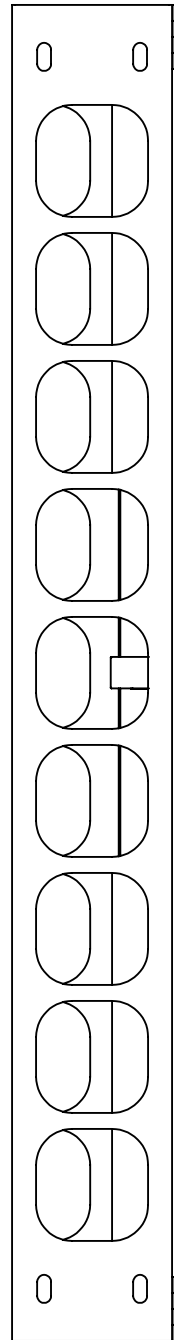
D

B

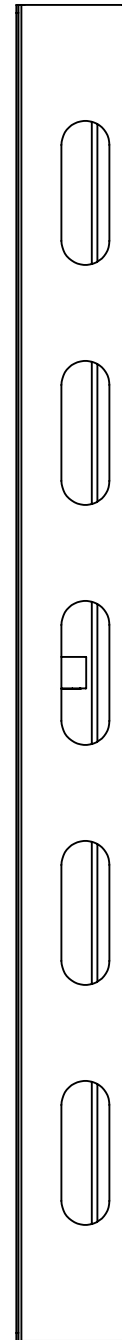
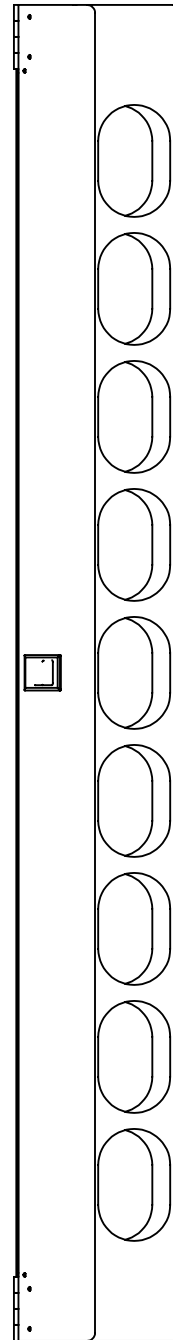
B

A

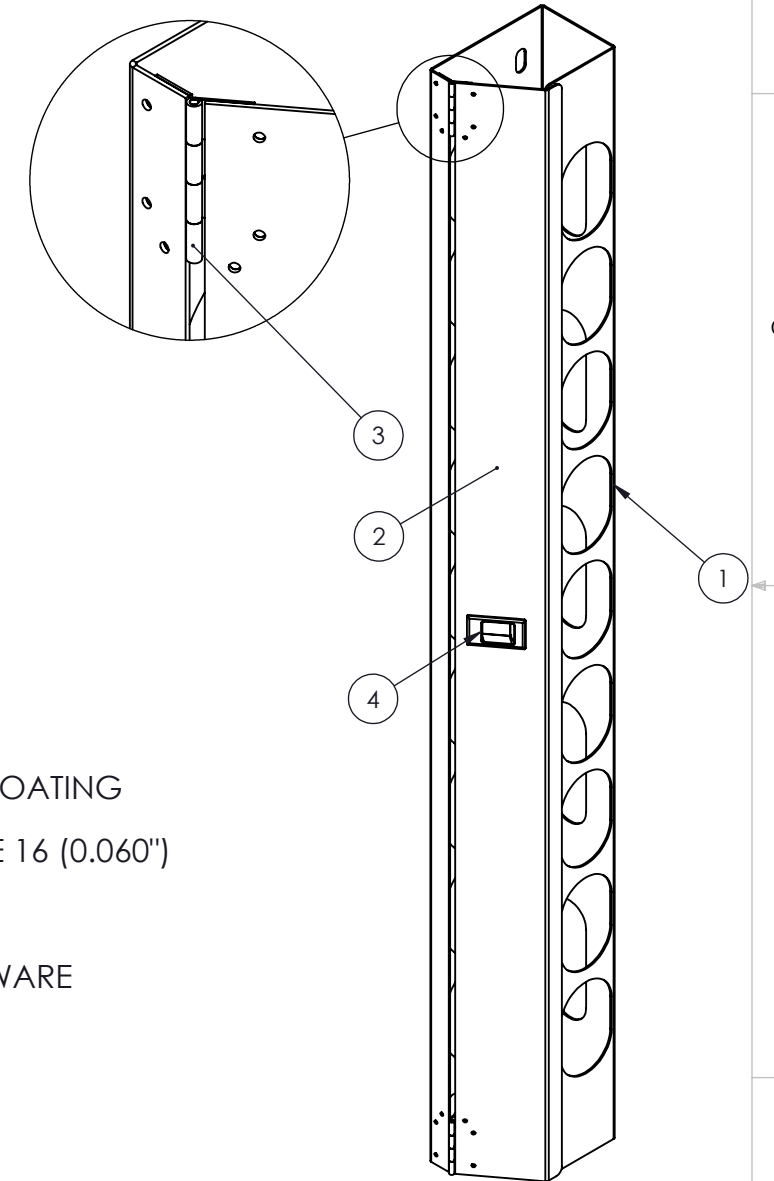
A



FRONT VIEW



REAR VIEW



NOTES:

- 1 - APPROX. WEIGHT: 7.7 LBS
- 2 - FINISH: TEXTURED POWDER COATING
- 3 - MATERIAL: STEEL CRS GAUGE 16 (0.060")
- 4 - CONSTRUCT: FULLY WELDED
- 5 - INCLUDES: ASSEMBLY HARDWARE

<p>Electron METAL PROUDLY MANUFACTURED IN CANADA</p> <p>CONFIDENTIAL THE INFORMATION CONTAINED IN THIS DRAWING IS THE SOLE PROPERTY OF ELECTRON METAL A.I.G. INC. ANY REPRODUCTION IN PART OR AS A WHOLE WITHOUT THE WRITTEN PERMISSION OF A.I.G. ELECTRON METAL INC IS PROHIBITED.</p>	DRAWN BY: R.B	TITLE: VERTICAL CABLE MGT 3.25 x (24) x 5			
	CHECKED BY: R.B	FILE: Conduit3p25x42x5_1305022704_Eng			
APPROVED BY:	PART NO.: CMCBEV-032405	DWG NO.: 1305022704	REV.: A	SCALE: 1:6	DATE: 2016-07-08
					SHEET: 1 / 1