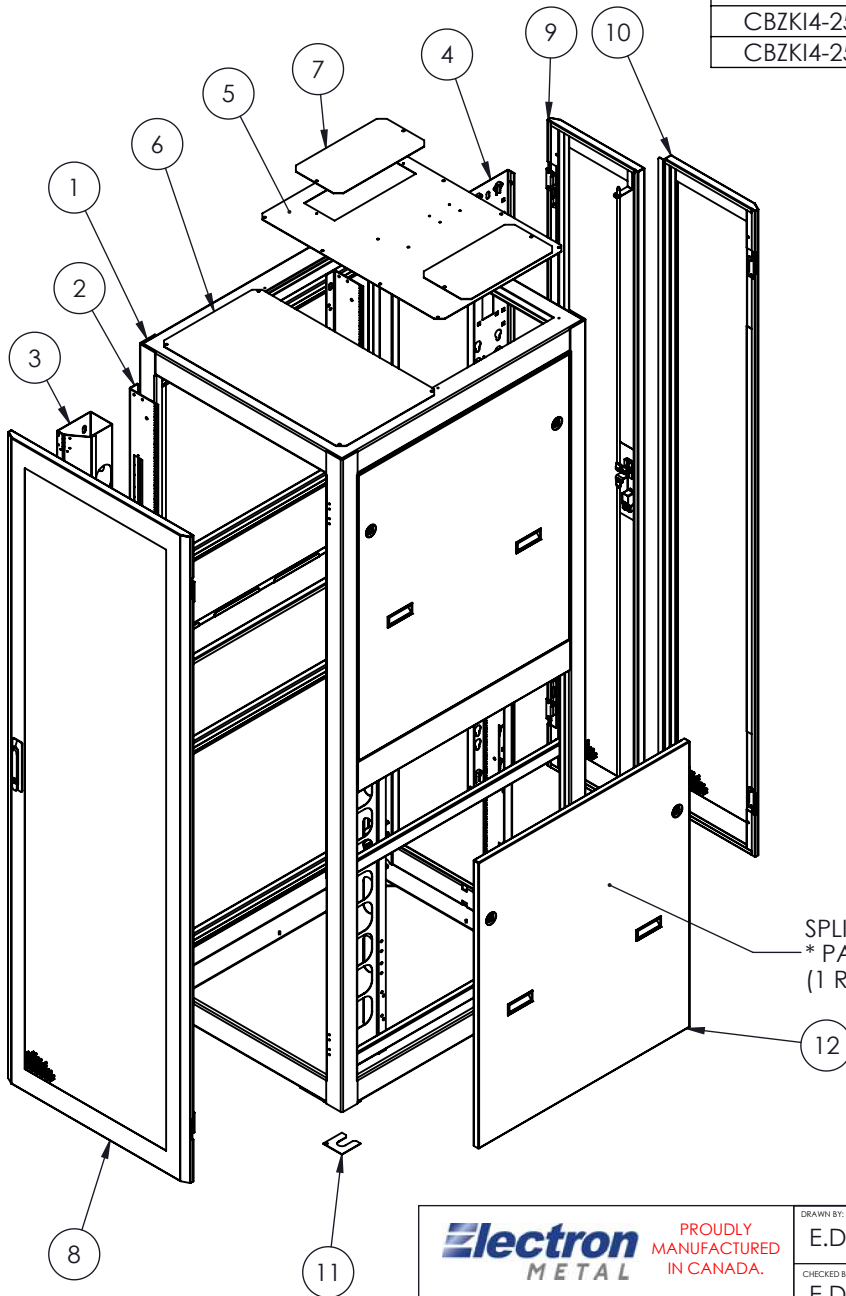


PART NO.	RU	HEIGHT
CBZKI4-254236	42	79 11/16
CBZKI4-254436	44	83 3/16
CBZKI4-254836	48	90 3/16

NO.	DESCRIPTION	QTY
1	SEISMIC FRAME V4 - 30"W x 36"D	1
2	MOUNTING RAIL CAGE-NUT 4.25" FOR BRUSH	4
3	VERTICAL CABLE MGT 3.25 x 5	2
4	VERTICAL CABLE MGT / U.A.C. - 6"	1
5	TOP COVER FOR BRUSH	1
6	TOP FRONT COVER SEISMIQUE V4	1
7	TOP FRONT COVER PLATE	2
8	PERFORATED DOOR	1
9	SPLIT DOOR PERF. RH	1
10	SPLIT DOOR PERF. L.H.	1
11	SHIM	8
12	HALF SPLIT SIDE PANEL 36"D - OPTIONAL	2



SPLIT SIDE PANEL OPTIONAL
 * PART NO.: SPZSLK-00 **RU** 36
 (1 REQUIRED PER SIDE)

* SUBSTITUTE **RU** WITH ACTUAL NUMBER OF RACKUNITS.
 EX.: SPZSLK-00**44**36-BK

NOTES:

- 1 - CERTIFIED TO BELLCORE GR-63-CORE
- 2 - FINISH: TEXTURED POWEDER COAT
- 3 - CABINET MUST BE ANCHORED USING 4 SEISMIC RATED ANCHORS (NOT INCLUDED).
- 4 - FRAME MAT'L: 11 GA. (.120") COLD ROLLED STEEL

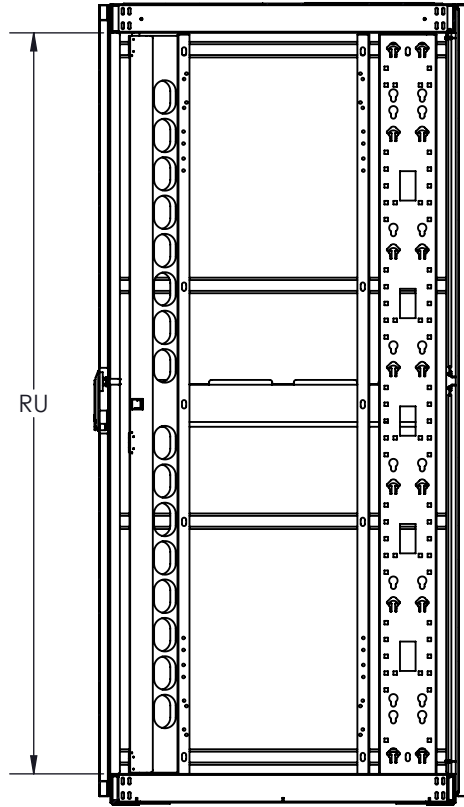
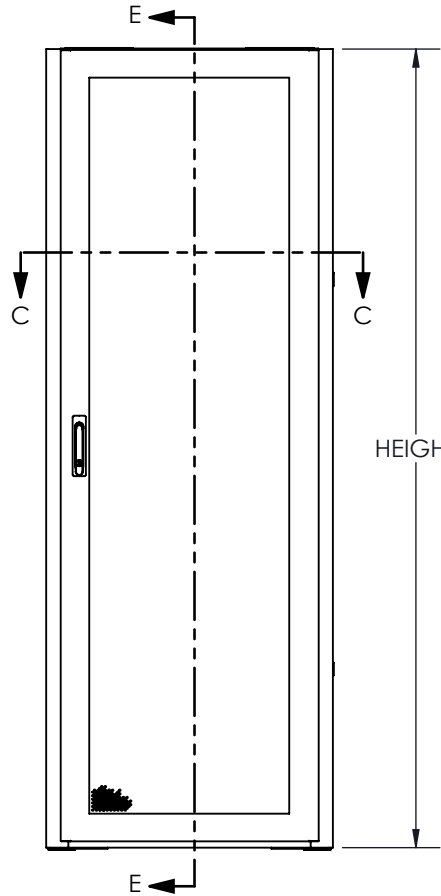


PROPRIETARY AND CONFIDENTIAL
 THE INFORMATION CONTAINED IN THIS DRAWING IS THE SOLE PROPERTY OF A.I.G. ELECTRON METAL INC. ANY REPRODUCTION IN PART OR AS A WHOLE WITHOUT THE WRITTEN PERMISSION OF A.I.G. ELECTRON METAL INC IS PROHIBITED.

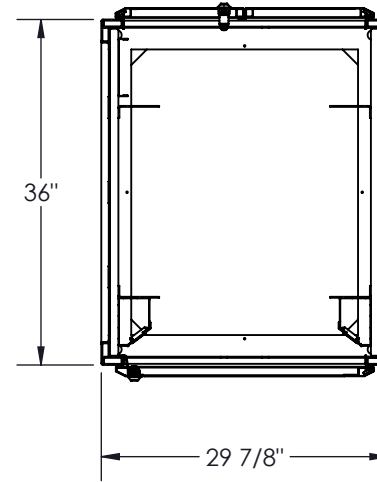
APPROVED BY:
 T.M.

DRAWN BY: E.D.	Title: SEISMIC CABINET V4 - NETWORK CFG - 30"W x 36"D				
CHECKED BY: E.D.					
PROJECT: G:\SWDwgs\Cabinets\Zone_4_Etroit\EnsemblesReseau\	FILE: CabZ4_25xRUx36_2747-002_Eng				
PART NO.: SEE TABLE	DRAWING NO.: 2747-002	REV.: -	SCALE: 1:20	DATE: 2019-07-10	SHEET: 1 / 2

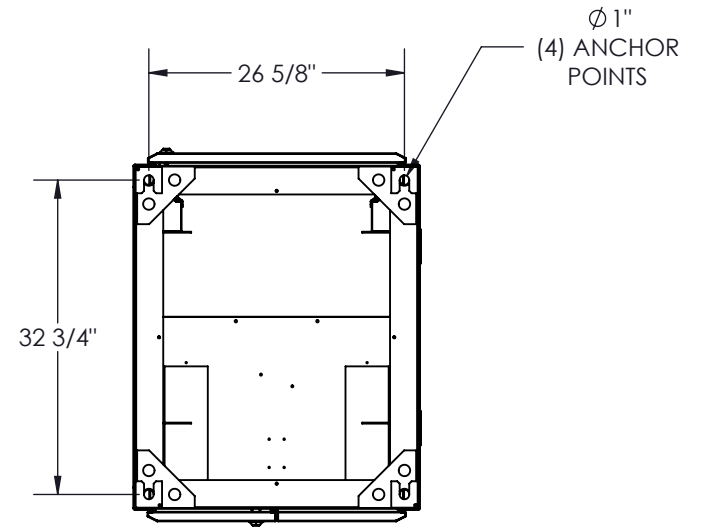
PART NO.	RU	HEIGHT
CBZKI4-254236	42	79 11/16
CBZKI4-254436	44	83 3/16
CBZKI4-254836	48	90 3/16



SECTION E-E



SECTION C-C



BOTTOM VIEW

Electron METAL PROUDLY MANUFACTURED IN CANADA.

PROPRIETARY AND CONFIDENTIAL
 THE INFORMATION CONTAINED IN THIS DRAWING IS THE SOLE PROPERTY OF A.I.G. ELECTRON METAL INC. ANY REPRODUCTION IN PART OR AS A WHOLE WITHOUT THE WRITTEN PERMISSION OF A.I.G. ELECTRON METAL INC IS PROHIBITED.

APPROVED BY:
T.M.

DRAWN BY:
E.D.

CHECKED BY:
E.D.

PROJECT:
G:\SWDwgs\Cabinets\Zone_4_Etroit\EnsemblesReseau\

PART NO.:
SEE TABLE

Title:

SEISMIC CABINET V4 - NETWORK CFG - 30"W x 36"D

FILE:
CabZ4_25xRUx36_2747-002_Eng

DRAWING NO.:
2747-002

REV.:
-

SCALE:
1:20

DATE:
2019-07-10

SHEET:
2 / 2