



# COLOSSAL

Requires Castles of Mad King Ludwig Collector's Edition

## Contents



Mountain Waterfall Colossal Scoreboard

### Secret Passages expansion



5x Sets of 3 Colossal Secret Passages



20x Colossal Player Foyers

### Moats expansion (only available with Colossal Moats & Barbicans)



5x Colossal Barbicans (each in 2 pieces)



10x Colossal Moats (each in 2 pieces)



11x Colossal Hallways




7x Colossal Stairs



18x Colossal 100 Rooms




18x Colossal 150 Rooms



18x Colossal 200 Rooms



18x Colossal 250 Rooms



18x Colossal 300 Rooms

### Towers expansion




8x Colossal 325 Rooms



12x Colossal 350 Rooms




12x Colossal 400 Rooms



12x Colossal 450 Rooms



12x Colossal 500 Rooms



12x Colossal 600 Rooms

# Colossal Setup



**1**

Place the Mountain Waterfall scoreboard on one end of the table.

**2a 2b**

Place the Room Card and Bonus Card/Favor Island trays in their designated insets.

**3**

Shuffle the Room cards, count out 11 per player, and place them face down in the Room card island tray. Put unused cards back in the box.

**4a 4b**

Place the Colossal Room lids near the scoreboard.

**5**

Count out room tiles of each size, and place them face down in their respective spots on the Colossal Room lids.

	2	3	4	5
(350 & Larger) Large rooms & stairs	4	5	6	7
325 rooms	5	6	7	8
Small rooms & hallways (300 & Smaller)	5	7	9	11
Moats	5	7	9	10



If this is your first game of Castles of Mad King Ludwig, do not play with 5 players. 5 player games should only be played with experienced players.

**6a 6b 6c 6d**

**6e 6f 6g 6h**

If playing with the Towers expansion (required for 5 players, optional for all other player counts), place 1 plastic tower in each of the tower display insets.



**7a**

Shuffle the Favors face down, then place them face up on their insets (1 per player).

**7b**

If playing with Towers, place Favors face down in the taller Favor tower on the Bonus/Favor Island tray.

**8**

Shuffle the Bonus cards and place them in the Bonus/Favor Island tray.

**9**

Take a number of Room cards from the top of the Room card deck:

2	3	4	5
5	6	7	8

	2	3	4	5
Insets (face up)	2	3	4	5
Tower (face down)	15	18	21	24

Place the rest of the Favors back into the box.

**10**

For each Room card, take the top room tile from the matching stack and place it face up below the scoreboard. The room tiles don't have to be placed directly under the monetary values at this time, as the first Master Builder will be pricing them at the beginning of the first turn.

**11**

Place the turned over cards face up in the Room card island tray discard pile.

**12**

Place the coins near the scoreboard where everyone can reach them.

**13**

If playing with the Swans expansion, place the swan tokens face down near the scoreboard.

**14**

If playing with the Moats expansion, place the two stacks of half moats face down near the scoreboard.

# Colossal Rules



*Colossal Castles of Mad King Ludwig* plays the same as regular *Castles*, with a few small exceptions, noted below.

## Colossal Setup

Refer to pages 2-3 in this booklet for setting up *Colossal Castles*.

You'll need the following items from your *Castles of Mad King Ludwig Collector's Edition* box in order to play:

- ♦ Master Builder Token
- ♦ Coins
- ♦ Swan Player Markers
- ♦ Bonus Cards
- ♦ Room Cards
- ♦ Bonus Card/Favor Island Tray
- ♦ Room Card Island Tray
- ♦ Player Aids
- ♦ King's Favors
- ♦ Royal Decree cards (if playing with the Royal Decrees expansion)
- ♦ Swan tokens (if playing with the Swan expansion)
- ♦ Towers (if playing with the Towers expansion)

After setup, refer to pages 6-7 in the *Castles of Mad King Ludwig Collector's Edition* rules for player setup.

## Colossal Foyers

The back of the Colossal Foyer has 4 entrances. If you use that side, the Foyer is only considered completed when all 4 entrances are connected to entrances in other rooms.

## Colossal Moats & Barbicans

Each Moat and Barbican are two pieces that need to be put together. It's easiest to leave Moats as two pieces until purchased by a player.

The Barbican does not overlap the foyer. When using the front of your foyer tile, you may block off the barbican's outside entrance by orienting the Foyer so that all 3 entrances face the interior of the castle. When doing so, you may not place any rooms outside your castle, and the Barbican is considered completed when all 3 interior entrances are connected to entrances in other rooms.

The back of each Colossal Foyer has 4 entrances instead of 3. Use this side if you would like to have 3 in-castle entrances as well as an outside entrance. This Barbican is only considered completed when all 4 entrances are connected to entrances in other rooms.



©2021 Bezier Games, Inc. *Castles of Mad King Ludwig* is a trademark of Bezier Games, Inc.  
Bezier Games and its logo are registered trademarks of Bezier Games, Inc.

Warning: This product contains small parts that can be swallowed and may not be suitable for use by children under 36 months.

**THIS PRODUCT IS NOT A TOY.**

Made in Shenzhen, China.

Bezier Games, Inc., PO Box 730, Louisville, TN 37777. USA. [info@beziergames.com](mailto:info@beziergames.com)