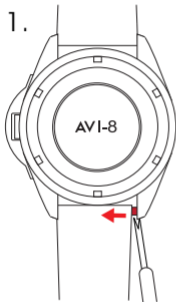


# Removing Leather Strap

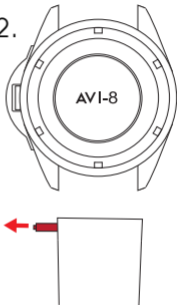
1.



( Back of the strap )

Insert the spring bar tool in-between the strap and the watch lug. Gently apply pressure inward to push the spring bar away from the lug.

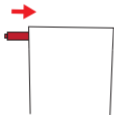
2.



Pull the spring bar out of the strap.

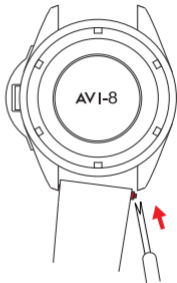
# Putting a Leather Strap on

1.



Insert the spring bar into the leather strap.

2.



Insert the spring bar, with the leather strap, in-between the watch lugs by gently pushing the side of the spring bar in.