



Welcome to the adventure.

Connecting with nature, with oneself, and with others; this is what we advocate through the Oramood approach. There is so much to discover by playing in the forest, so much to discover within oneself and in others through simple, spontaneous gestures, free from the influence of screens and fads; gestures that cannot be bought.

We believe that it is possible to live according to one's aspirations in every present moment, and that by letting go of the external, the external will return back to us in the most beautiful way.

The Oramood project is the unanticipated result of this philosophy, transforming a beautiful story into a company with the ambitious mission of contributing to the well-being of parents and children in an authentic way.

MATHIEU & JANIE


Co-founders.

« PAPA, AVRONS-NOUS UN POÊLE À BOIS AU CONDO? »

Behind the Oramood approach is the story of a little boy, 4 years old, who, after his parents' separation and a move, asked his father if they would have a wood burning stove in their new condo, which was surrounded by forest. This child had memories of the wood burning stove at the family cabin and made a connection between his new home in the middle of nature, and the stove.

The father saw this request as an opportunity to create a calming space for his children by adding a small wood burning stove, which he designed and built with his own two hands.

That father is Mathieu, the founder of Oramood.







Made here to last

The Ora factory is located in the Lanaudière region and is led by an exceptional carpenter. When Mathieu approached him, he was about to become a grandfather, and he quickly believed in the project and joined the adventure. The production of the fireplaces couldn't be in better hands.

The steel chimneys we use are made in the Maritimes and are painted by a local automotive artisan. The logs and structural pillars used in the fireplace, are craf-

ted from maple sourced from a Quebec sawmill, and then machined on-site. The panels are entirely made of birch plywood.

All of our products are meticulously built to last, thanks to their timeless design and the exceptional quality of materials and assembly techniques used.

*Our goal is to offer products
that retain their value over
time and will delight future
families.*



The Oramood Product Offering.

Inspired by our Nordic traditions, our lineup of fireplaces recreates the warm atmosphere of a wood burning stove, in your children's room.

Safe and eco-friendly, they emit no heat and very realistically replicate the glow of a fire.

These are not toys; they are specially designed to integrate harmoniously into the room and offer a reassuring and constant presence for your children. They create a gathering space that fosters creativity, a place to reconnect with oneself, with others, and with nature, away from screens.

✱ *Bon à savoir, les trois modèles offrent la même expérience, seul le design et le format varient entre les versions.*



Life-size comparison

The Rustik

Entirely inspired by the first wood burning stove that Mathieu made for his children in September 2022 during their move. This fireplace truly reflects the typical wood burning stove. Simple, sturdy, and close to the ground, it will be a hit with your children.

The Nordik

This model is a hybrid between the Origine and Rustik, offering more modern lines, an intermediate size, and a choice of four colors. What also sets it apart from the Origine is that it features a charming small steel chimney.

The Origine

This model is the big brother of the lineup. Its larger size means it is designed to serve as both a nightstand and a fireplace. The absence of a chimney makes it more functional in terms of storage and space.

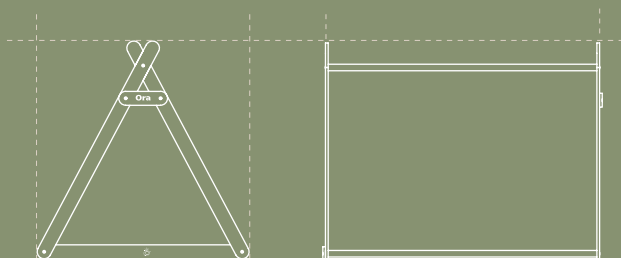
The Scandik

This model, all in black, is reminiscent of an authentic wood stove. The Scandik stands out for its realism and its more imposing volume than the other models in the range, giving it a more realistic presence.



The Kabane

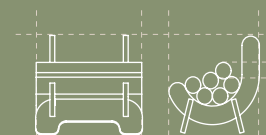
Available for purchase
on Oramood.com



Children love building forts with blankets. Our maple wood cabin is designed to let children create their own fort using blankets or any other type of imaginative play that inspires them.





The Kordée



Available as an accessory, the Kordée lets children play at stacking wood and offers the opportunity to engage in other imaginative games. Made from maple in Quebec, it serves as both a stylish accessory and a fun game for children.


The Shackwall



This 1/2» thick birch plywood wall resembles the heat shield found behind wood stoves. It is easy to install and can even be repainted to match the room's decor. With this wall, you'll feel even more like you're in a cabin!

Experience the Oramood journey.

Discover **exclusive audio content** with the Oramood app and unwind. Regularly receive new stories, nursery rhymes, musical atmospheres, nature sounds, and much more.



**Download the app
and try the free
trial version.**

Always recorded by the fire.

The crackling sound of the fire is present in all Oramood content. It soothes and brings us closer to nature.

Our long-duration, uninterrupted musical recordings will immerse both young and old in the Ora atmosphere, while the stories will spark your children's imagination.





Enhance your experience with the Oramood app and a Bluetooth speaker.

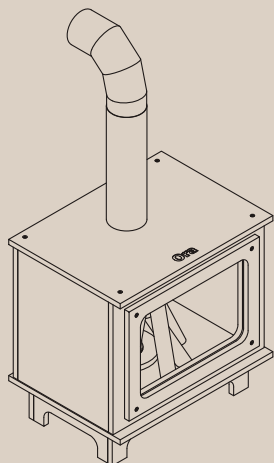
By playing the audio content from the Oramood app through a Bluetooth speaker, you'll immerse yourself in a more authentic and lifelike experience, just like sitting by a real fire. Let the crackling sounds and calming ambiance transport you to a cozy fireside retreat.



Enjoy the continuous crackling of a fire, free on the Oramood app.

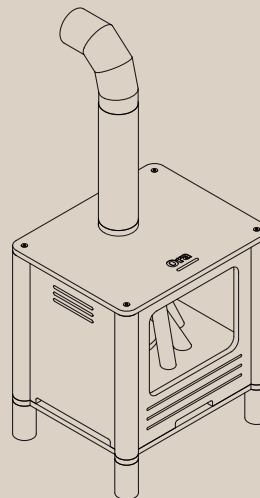
Les Foyers / The Fireplaces

Rustik



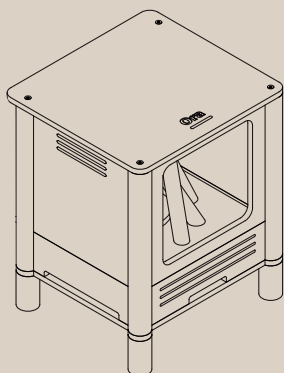
Pages 31-32-33.

Nordik



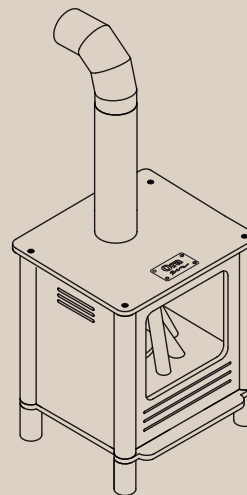
Pages 34-35-36.

Origine



Pages 37-38-39.

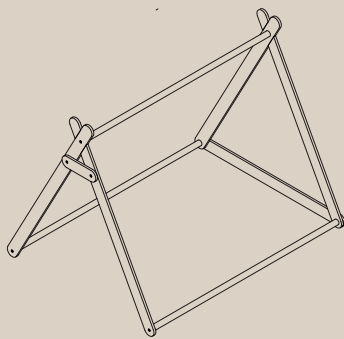
Scandik



Pages 40-41-42.


Accessoires / Accessories

Kabane



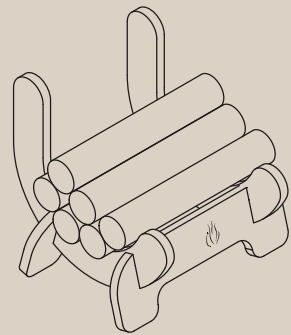
Page 43.

Shack Wall



Page 44.

Kordée



Page 45.

ATTENTION

Les produits Oramood ne sont pas destinés à être utilisés comme des jouets, mais sont conçus exclusivement comme des objets de décoration et d'ambiance.

Il incombe aux parents ou aux adultes responsables de prendre toutes les mesures nécessaires pour assurer la sécurité des enfants en présence des produits Oramood.

Les foyers Oramood sont conçus pour être placés contre un mur et éviter tout déplacement autour. Nous conseillons d'expliquer à l'enfant que ce n'est pas un jouet, mais plutôt un lieu de repos, de créativité, de lecture, etc.

Le montage et l'installation des produits Oramood doivent être effectués par un adulte conformément aux instructions fournies.

Il existe un risque de coupure sur les rebords des tuyaux des foyers Nordik et Origine. Il est recommandé de porter des gants lors de l'insertion dans le foyer et d'expliquer à l'enfant qu'il ne doit en aucun cas les manipuler.

Risque d'écharde sur les composantes de bois, soyez vigilant et n'hésitez pas à utiliser un abrasif pour adoucir certaines surfaces.

La sécurité de vos enfants est notre priorité, veuillez suivre ces consignes attentivement pour une utilisation en toute sécurité de nos produits Oramood.

WARNING

Oramood products are not intended to be used as toys but are designed exclusively as decorative and ambient objects. It is the responsibility of parents or responsible adults to take all necessary measures to ensure the safety of children in the presence of Oramood products.

Oramood fireplaces are designed to be placed against a wall to avoid any movement around them. We advise explaining to the child that it is not a toy but rather a place for resting, creativity, reading, etc.

The assembly and installation of Oramood products should be carried out by an adult following the prescribed and provided instructions. There is a risk of cuts on the edges of the pipes of the Rustik and Nordik fireplaces. It is recommended to wear gloves when inserting them into the fireplace and to explain to the child that they must never handle them.

As Oramood products are made of wood, there could be a risk of splinters. Please be cautious and feel free to use an abrasive (sand paper) to smooth surfaces, if needed.

The safety of your children is our priority. Please follow the supplied instructions carefully to ensure safe use of our Oramood products.

Modes d'éclairage

Comment gérer les différents modes d'éclairage de mon foyer ?


Il suffit de l'éteindre et de le rallumer, en utilisant l'interrupteur, jusqu'à atteindre votre mode d'éclairage préféré.

Lighting Modes

How to Manage the Different Lighting Modes of My Fireplace ?


To achieve the glow that mimics a real fire, simply use the light switch to turn the fireplace off and then back on until you reach your preferred lighting mode.

Mode 1




Flame

Mode 2

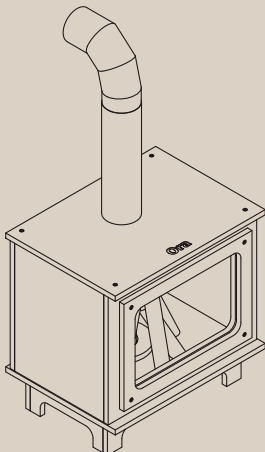



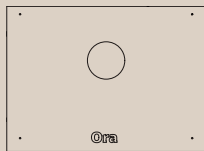
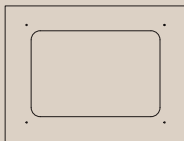













Static

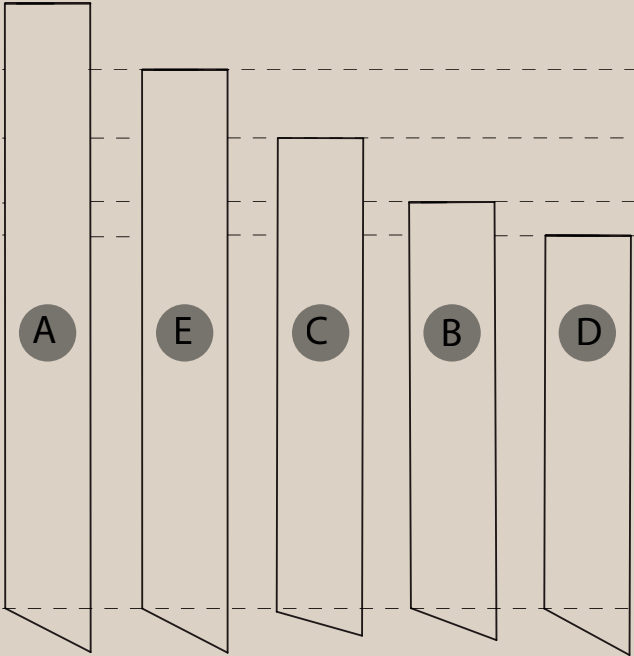
Mode 3

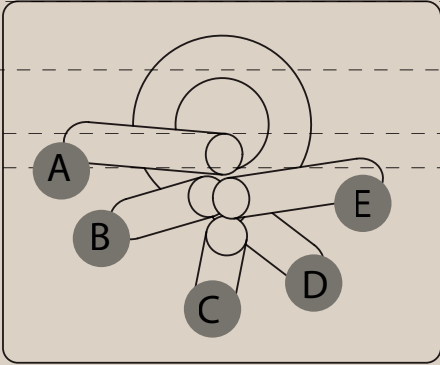



Pulse

Rustik								
			1.0		x1	4.0		x1
			2.1		x1	5.0		x1
			2.2		x1	6.1	 A	x4
						6.2	 B	x1
			2.3		x1	6.3	 C	x1
6.4	 D	x1						
A	 M4 x 25 mm	x17	3.0		x1	6.5	 E	x1
H	 M6 x 30 mm	x8				7.0		x1
G	 M4 Allen key	x1						

01



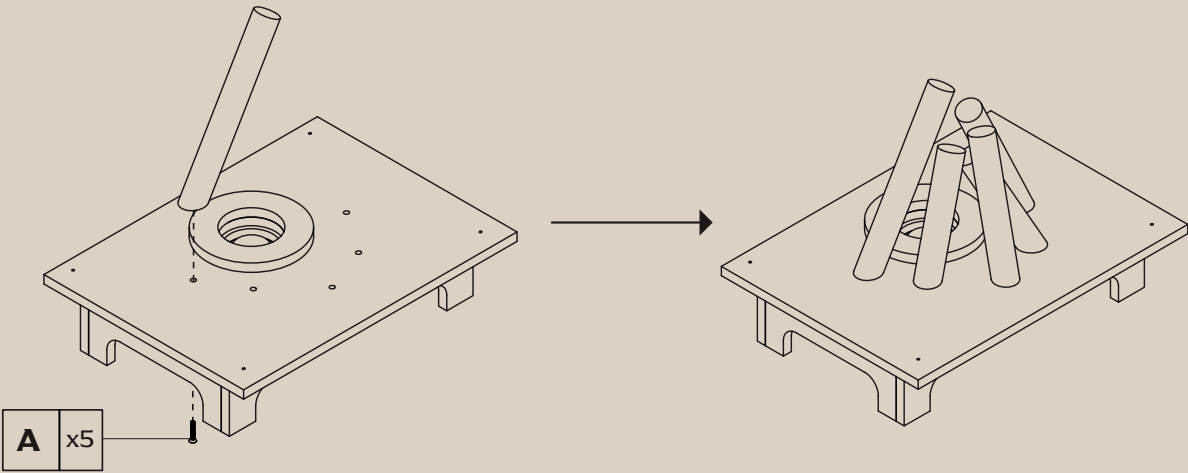




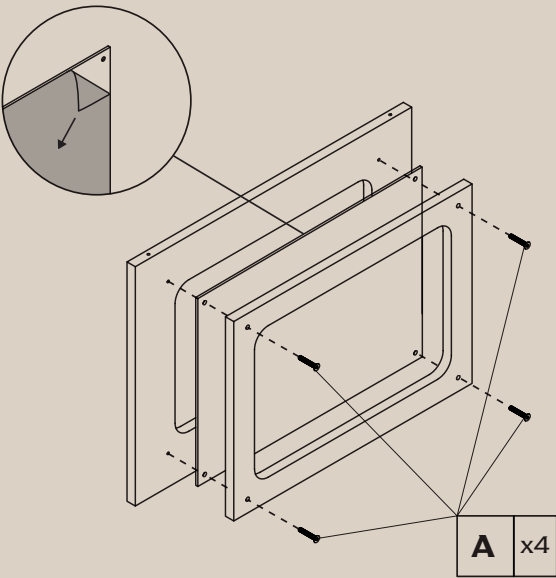
Regardez la vidéo d'assemblage pour vous assurer d'utiliser les instructions les plus récentes.

Watch the assembly video to ensure you are using the most up-to-date instructions

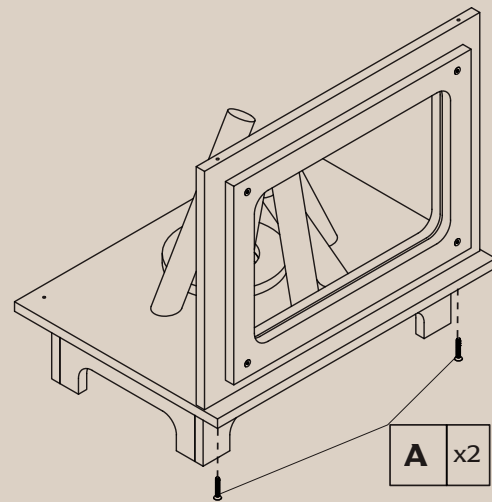
01



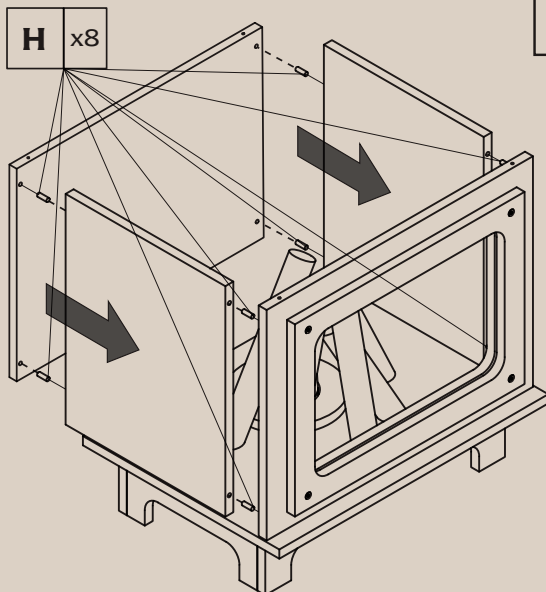
02



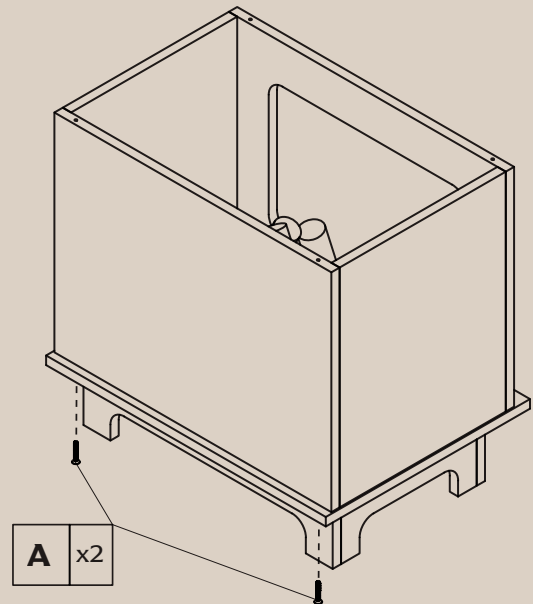
03



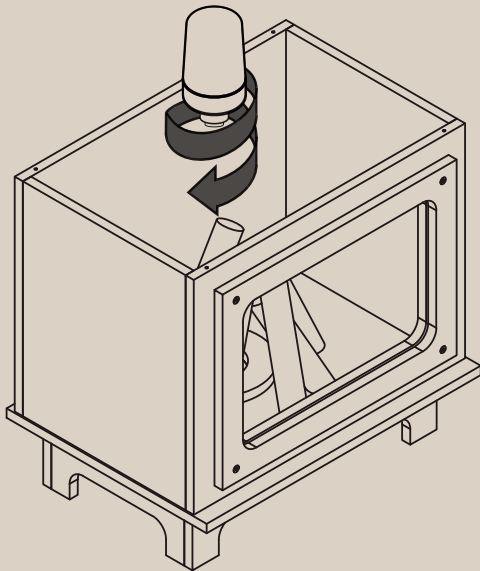
04



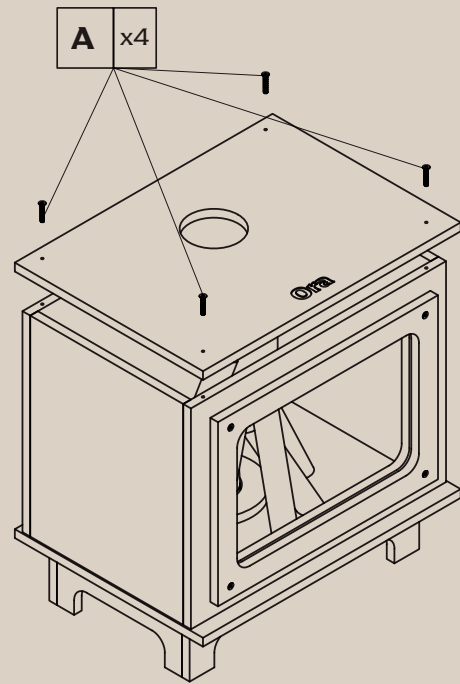
05



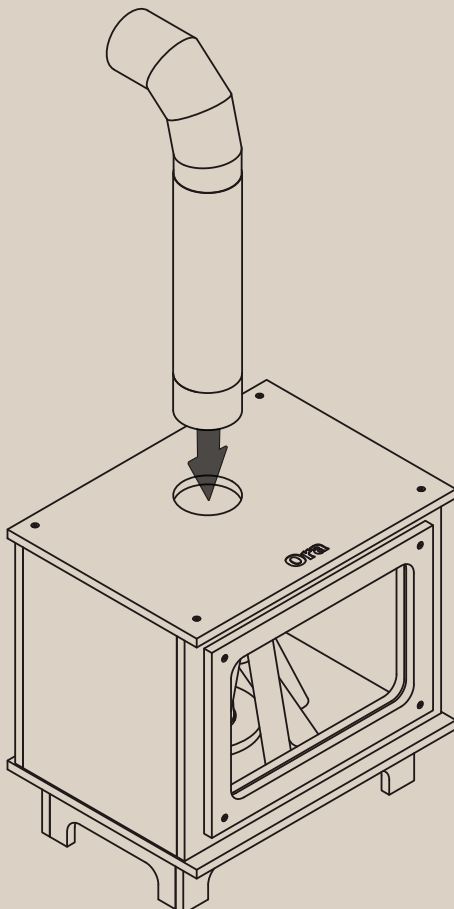
06



07



08

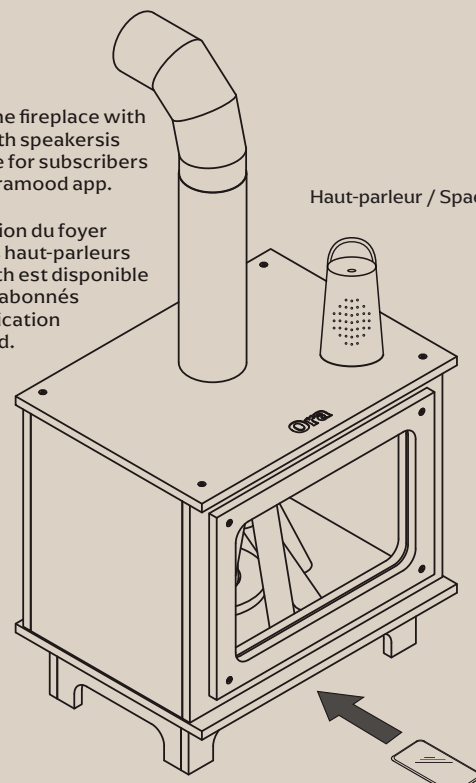


09

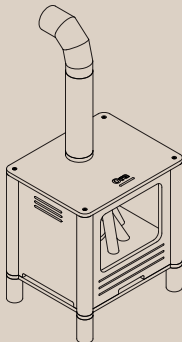
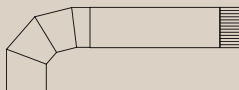


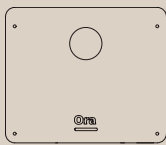
















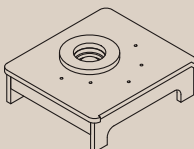





Use of the fireplace with Bluetooth speakers is available for subscribers of the Oramood app.

L'utilisation du foyer avec des haut-parleurs Bluetooth est disponible pour les abonnés de l'application Oramood.


Haut-parleur / Spaeaker

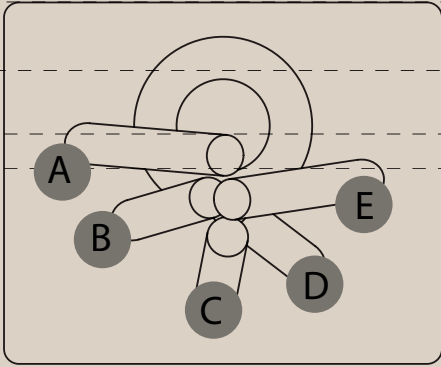



Téléphone / Phone

Nordik								
			1.0		x1	6.0		x1
			2.1		x1	7.0		x1
			2.2		x1	8.1		x4
8.2		x4						
A	 M6 x 70 mm	x4	3.2		x2	9.1	 	x1
B	 M6 x 50 mm	x4				9.2	 	x1
C	 Vis excédentaires M4 x 30 mm	x4				4.0		x1
D	 M4 x 25 mm	x5	9.4	 	x1			
E	 M4 x 15 mm	x4	5.0		x1	9.5	 	x1
F	 M6 Allen key	x1				10		x1
G	 M4 Allen key	x1						

01

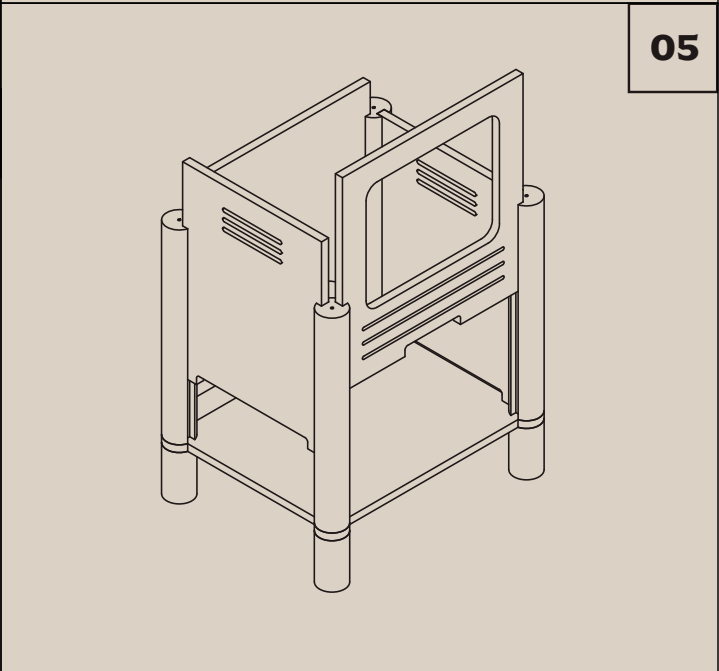
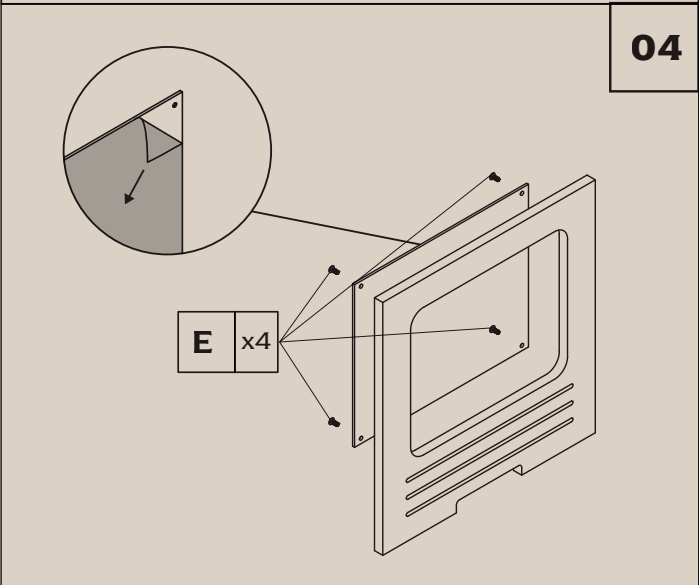
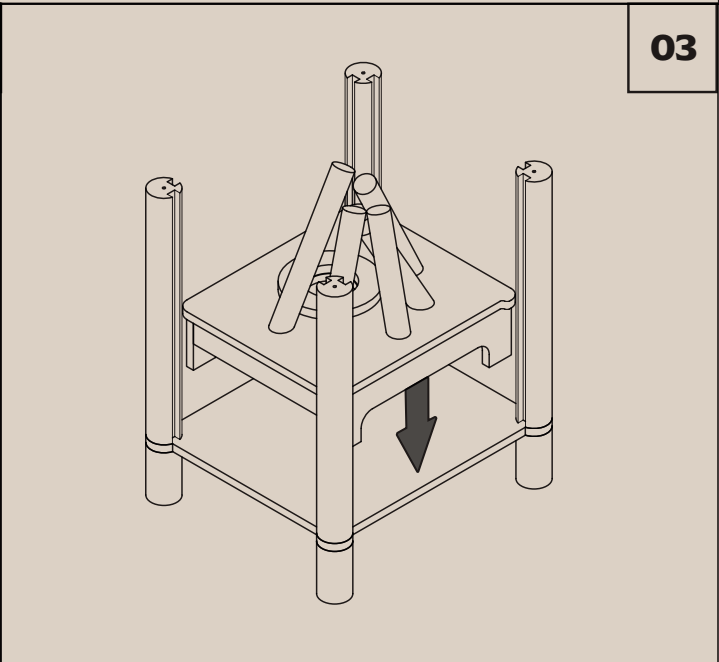
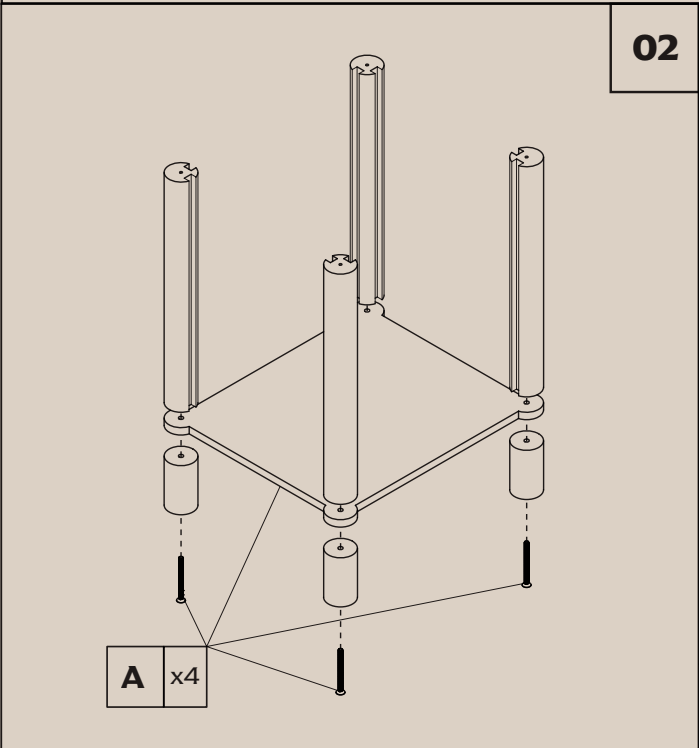
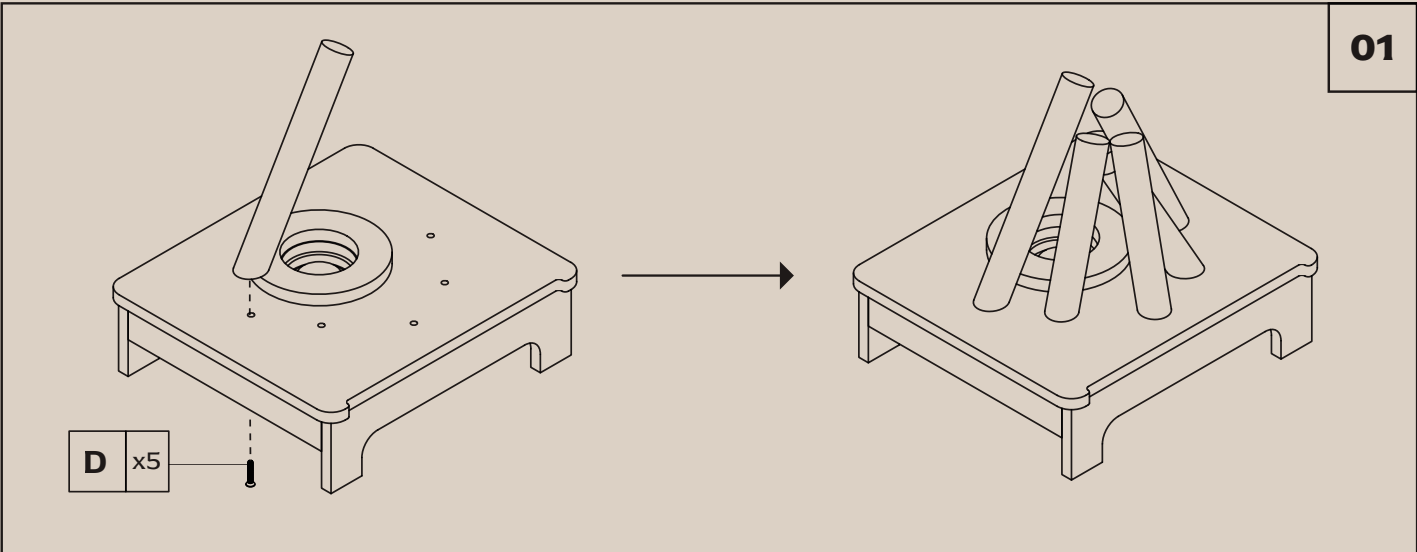




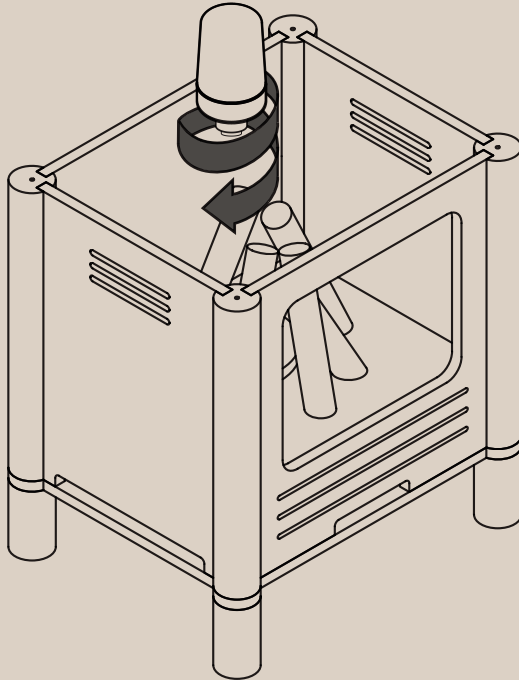


Regardez la vidéo d'assemblage pour vous assurer d'utiliser les instructions les plus récentes.

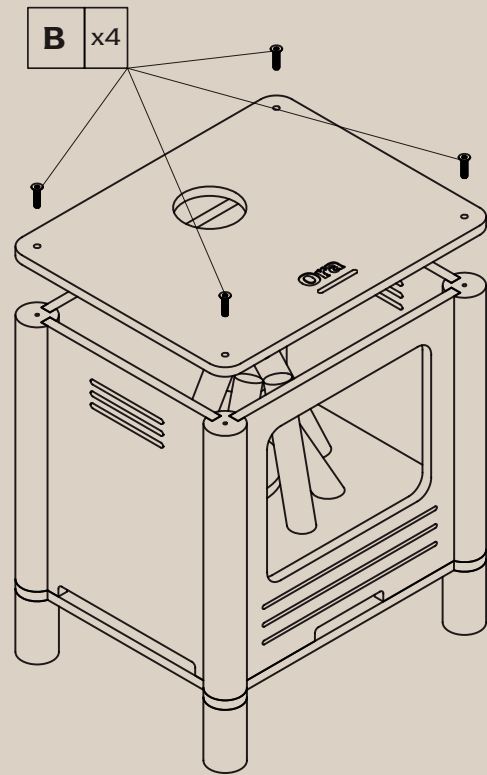
Watch the assembly video to ensure you are using the most up-to-date instructions



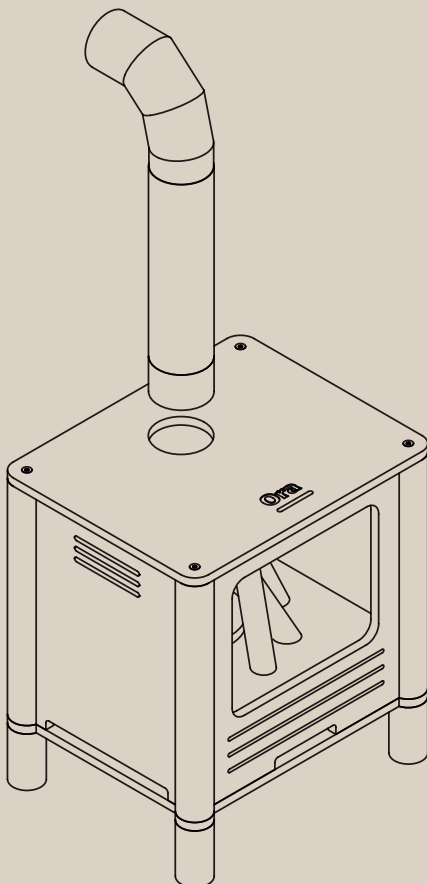
06



07



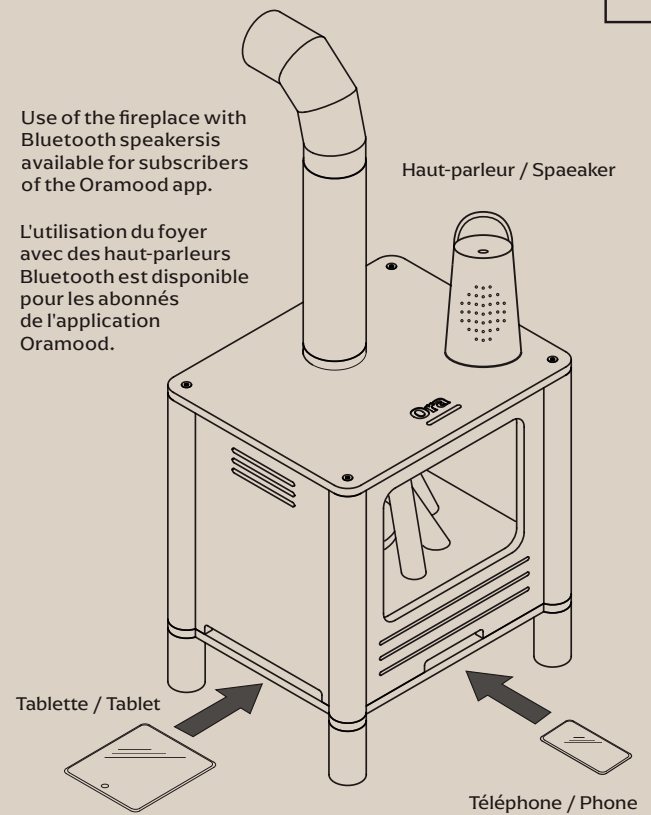
08

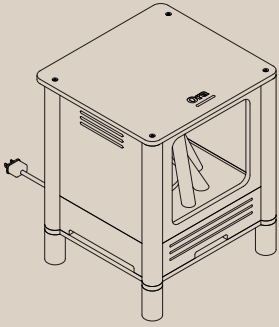
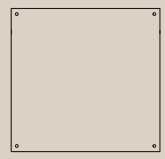
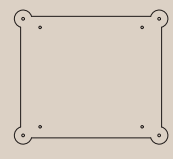
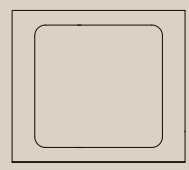
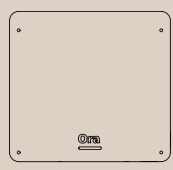
















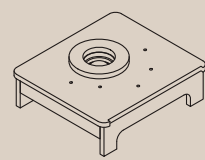


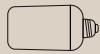


09

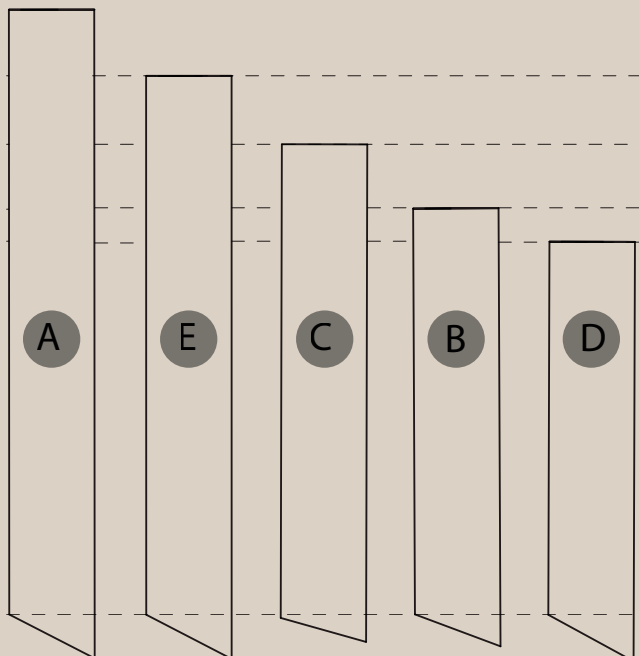
Use of the fireplace with Bluetooth speakers is available for subscribers of the Oramood app.

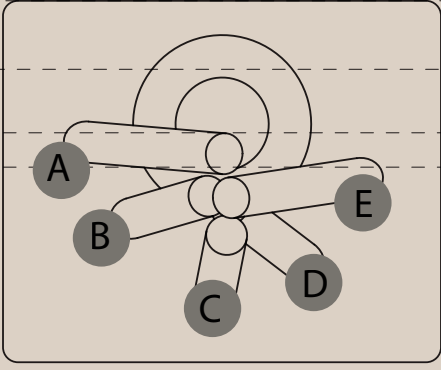
L'utilisation du foyer avec des haut-parleurs Bluetooth est disponible pour les abonnés de l'application Oramood.




Origine								
			1.0		x1	6.0		x1
			2.1		x1	7.0		x1
			2.2		x1	8.1		x4
A		x4	3.1		x2	8.2		x4
B		x4				9.1	 A	x1
C	 Excess screws M4 x 30 mm	x4	3.2		x2	9.2	 B	x1
D	 M4 x 25 mm	x5	4.0		x1	9.3	 C	x1
E	 M4 x 15 mm	x4				9.4	 D	x1
F	 M6 Allen key	x1	5.0		x1	9.5	 E	x1
G	 M4 Allen key	x1				10		x1

01

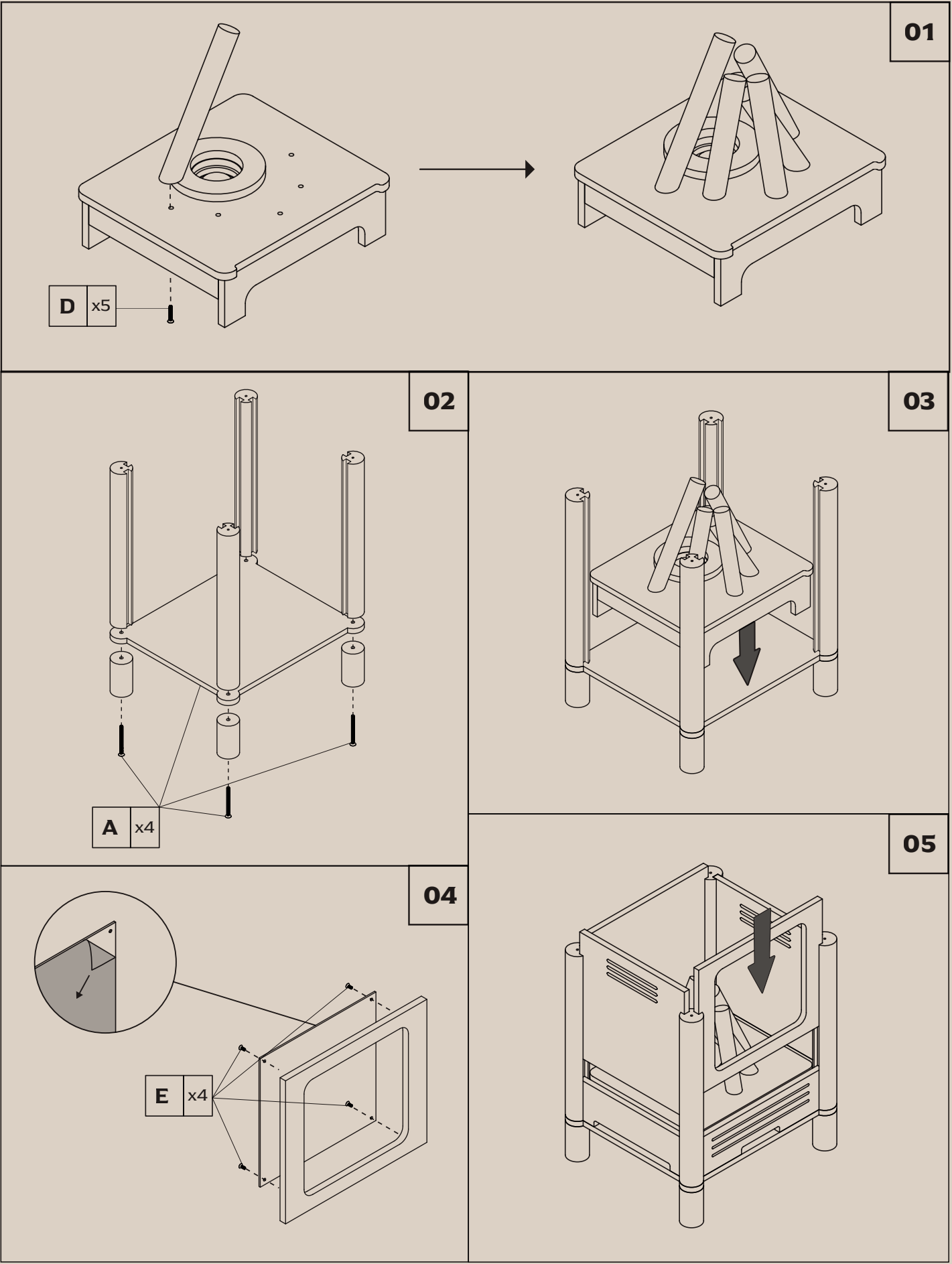







Regardez la vidéo d'assemblage pour vous assurer d'utiliser les instructions les plus récentes.

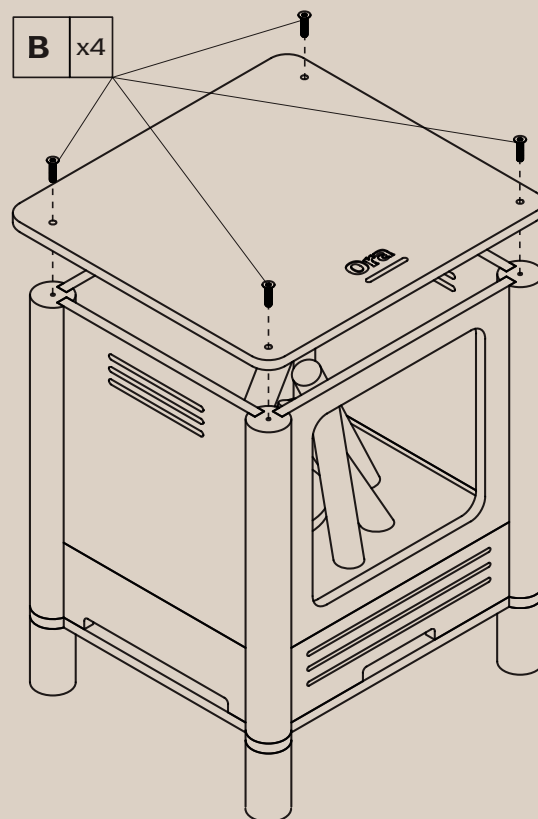
Watch the assembly video to ensure you are using the most up-to-date instructions



06



07



08

L'utilisation du foyer avec
des haut-parleurs Bluetooth
est disponible pour les abonnés
de l'application Oramood.

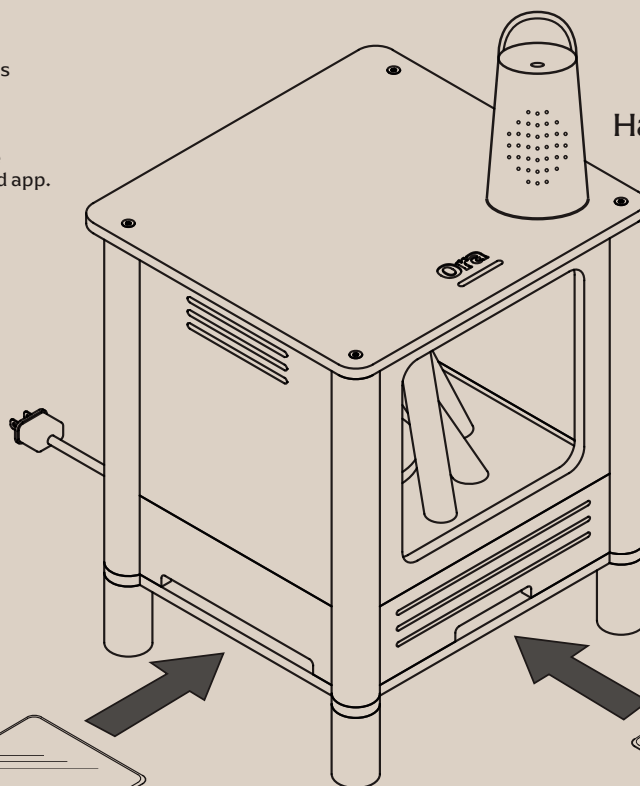
Use of the fireplace with
Bluetooth speakers is available
for subscribers of the Oramood app.

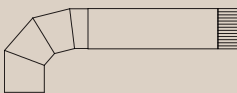
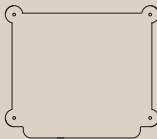
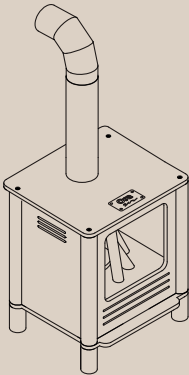

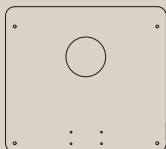












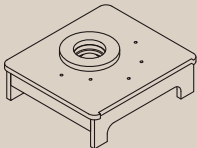





Haut-parleur / Spaeaker

Tablette / Tablet



Téléphone / Phone



Scandik			1.0		x1	6.2		x1
			2.1		x1	7.0		x1
			2.2		x1		8.1	
			A	 M6 x 70 mm	x4	3.2		x2
B	 M6 x 50 mm	x4	9.1	 A	x1			
C	 M4 x 10 mm	x8	4.0		x1	9.2	 B	x1
D	 M4 x 25 mm	x5				9.3	 C	x1
F	 M6 Allen key	x1	5.0		x1	9.4	 D	x1
G	 M4 Allen key	x1				9.5	 E	x1
			6.1			10		x1

01

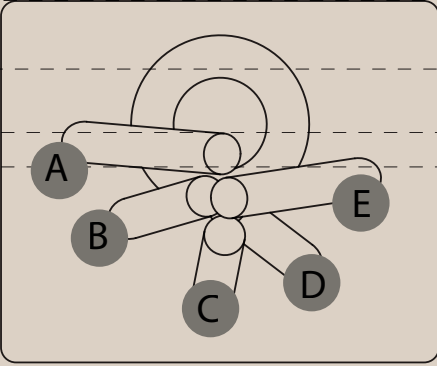
A


E

C

B

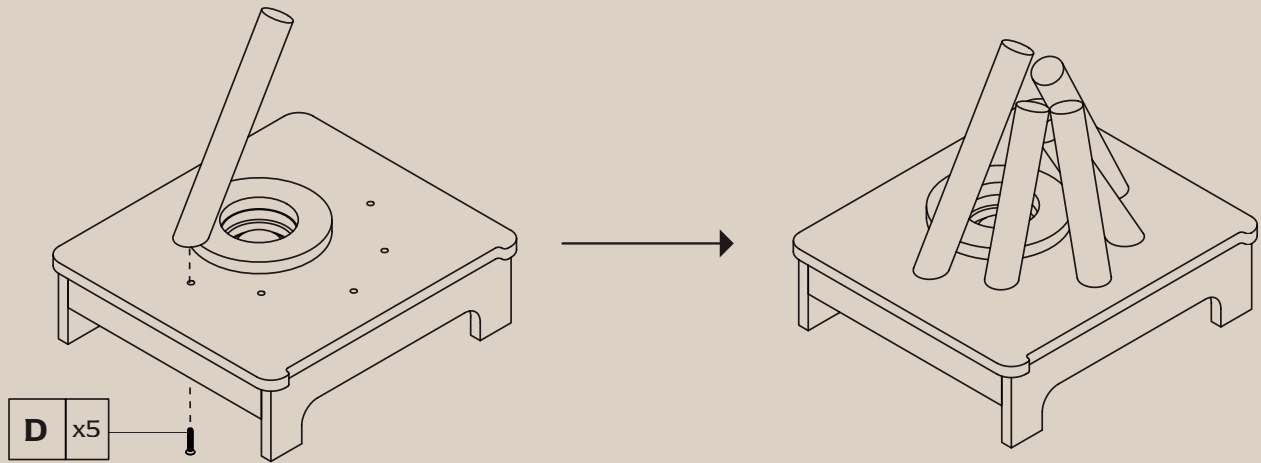
D



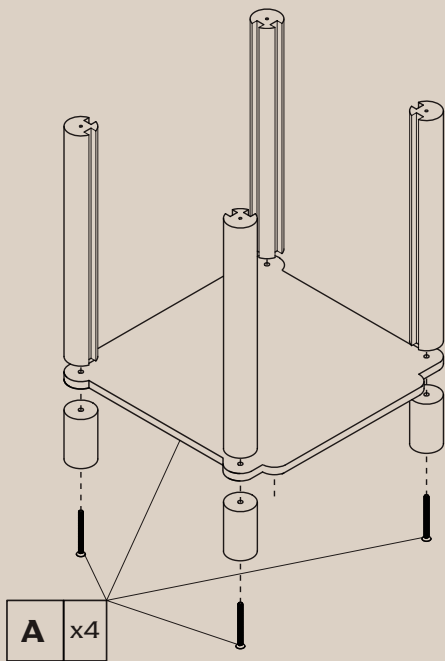


Watch the assembly video to ensure you are using the most up-to-date instructions.

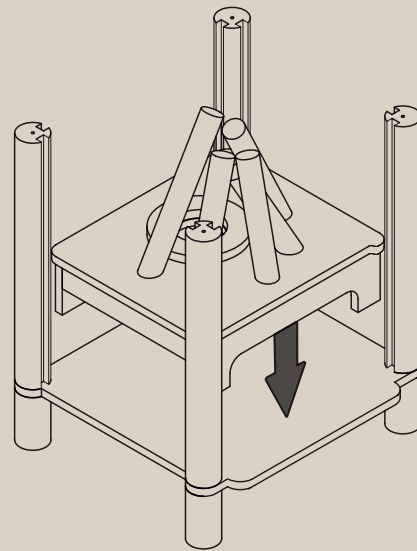
01



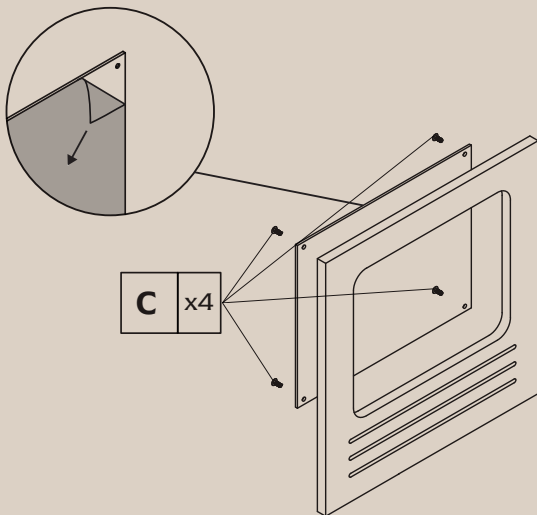
02



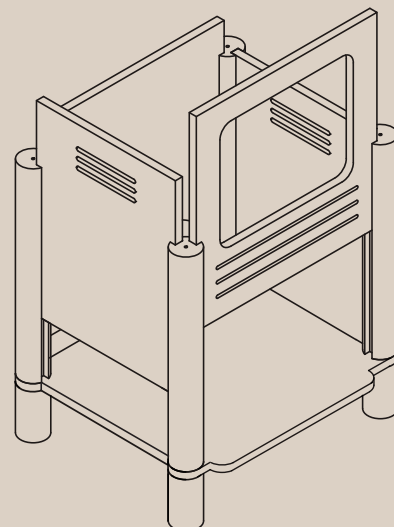
03




04



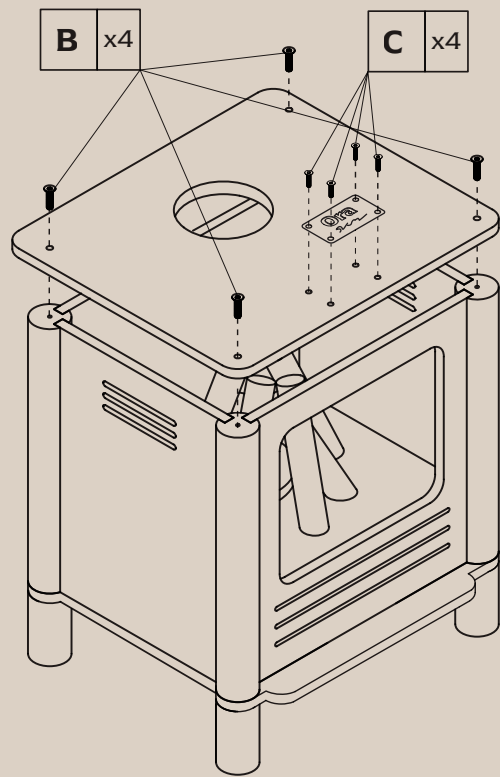
05



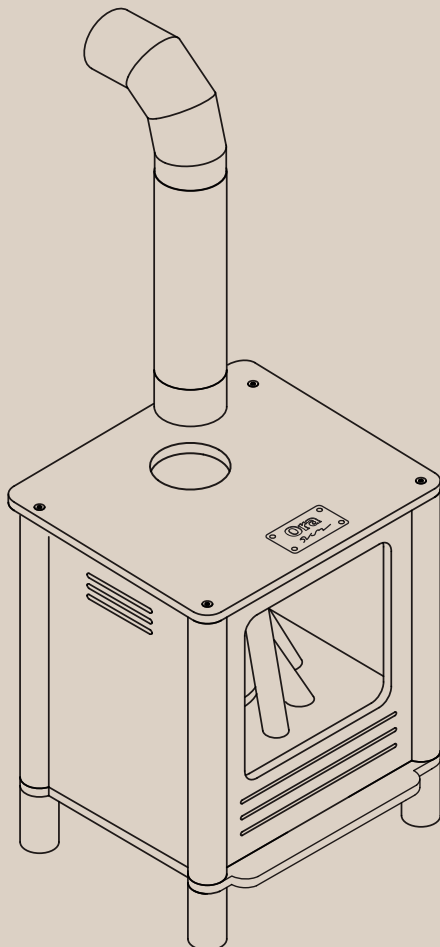
06



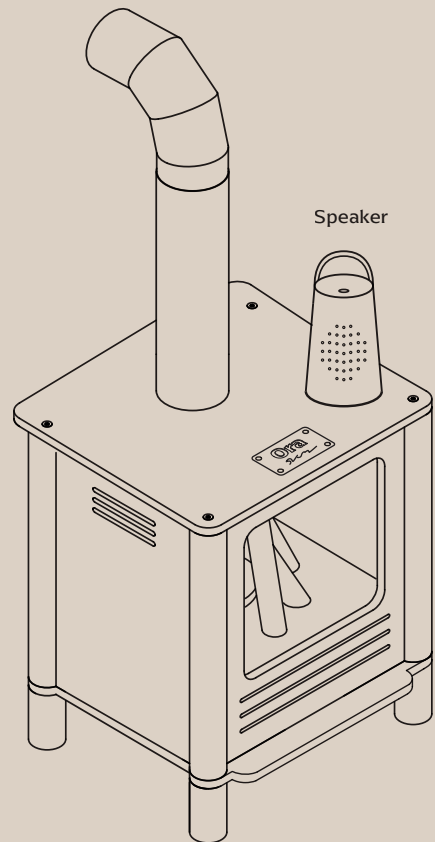
07












08

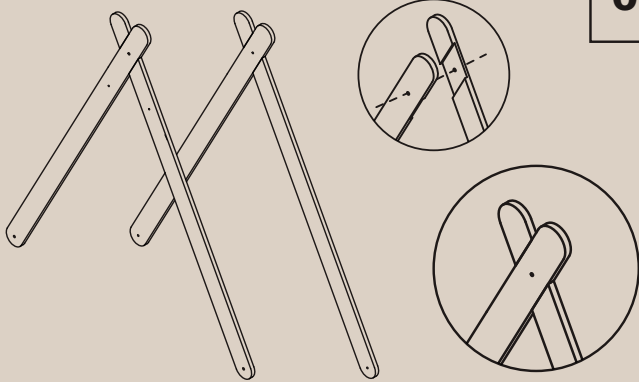


09

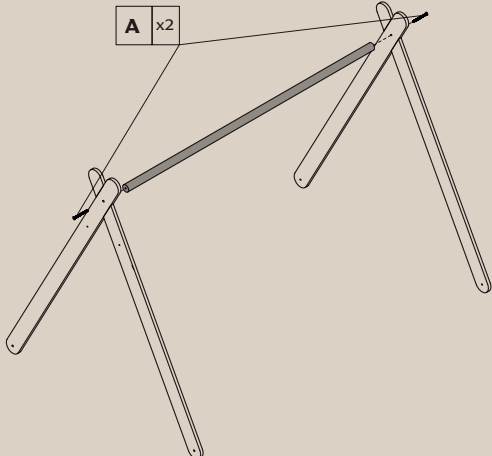


Use of the fireplace with Bluetooth speakers is available for subscribers of the Oramood app.

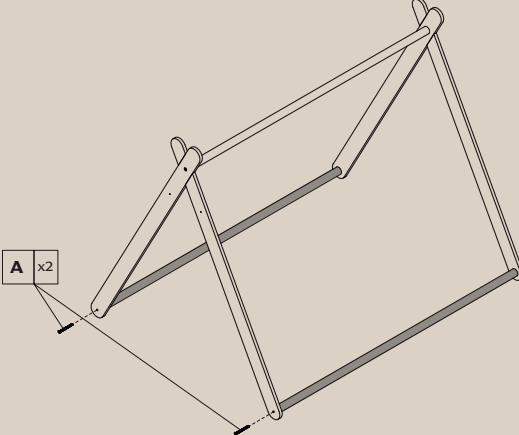
Kabane			1.0				x 3	
A	 M6 x 70 mm	x 6	2.1				x 1	
B	 M6 x 20 mm	x 2	2.2				x 1	
C	 M6 ALLEN KEY	x 1	2.3				x 2	
			3.0		x 1	4.0		x 1



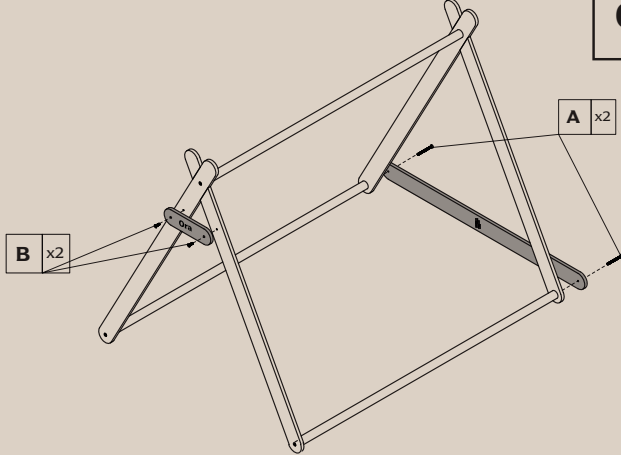
01




02



03

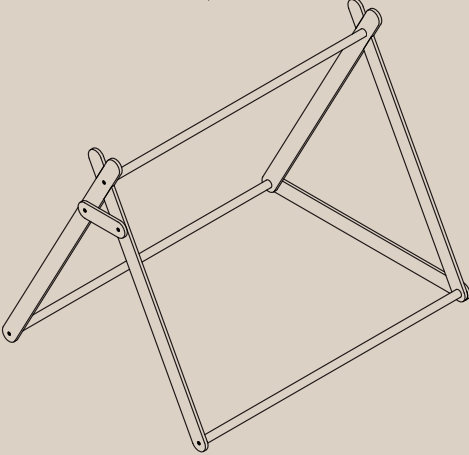


04





Regardez la vidéo d'assemblage pour vous assurer d'utiliser les instructions les plus récentes.

Watch the assembly video to ensure you are using the most up-to-date instructions

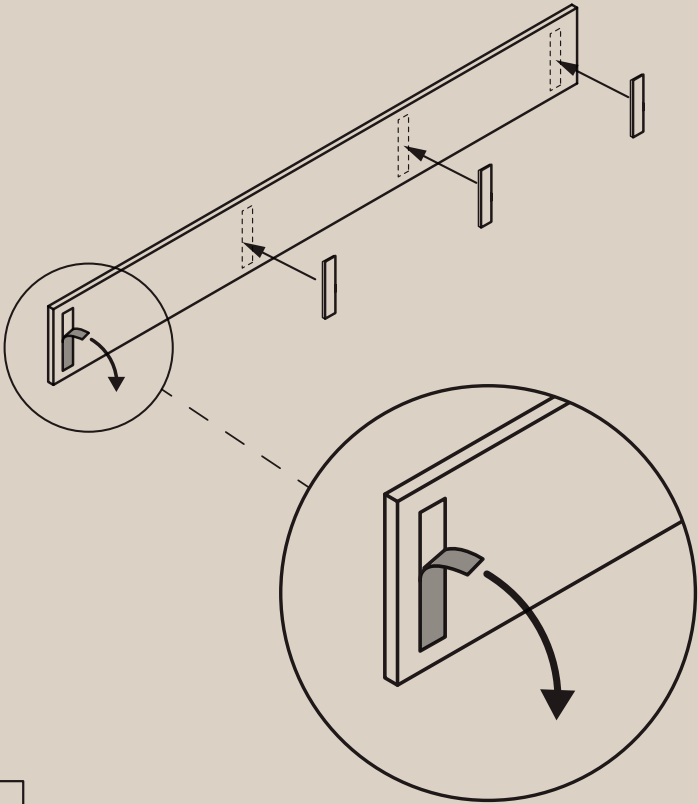


05

Shack wall

A		x 32
1.0		x 8

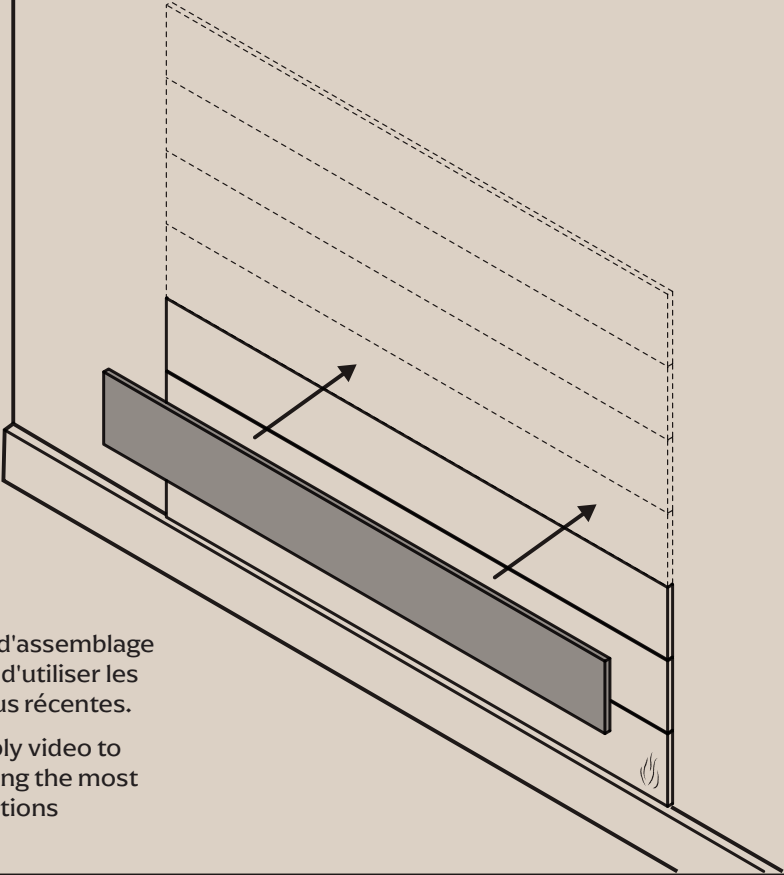
01




A

x4

02






Regardez la vidéo d'assemblage pour vous assurer d'utiliser les instructions les plus récentes.

Watch the assembly video to ensure you are using the most up-to-date instructions

Kordée

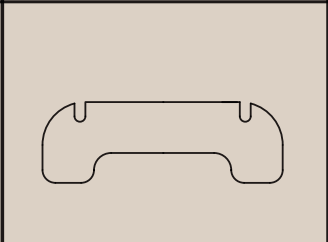
01

1.1



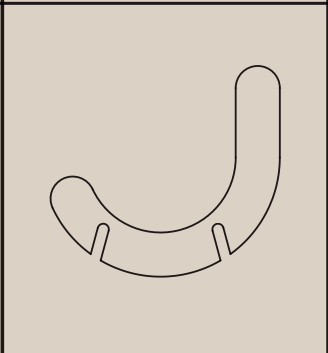
x1

1.2



x1

2.0

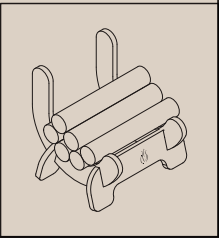
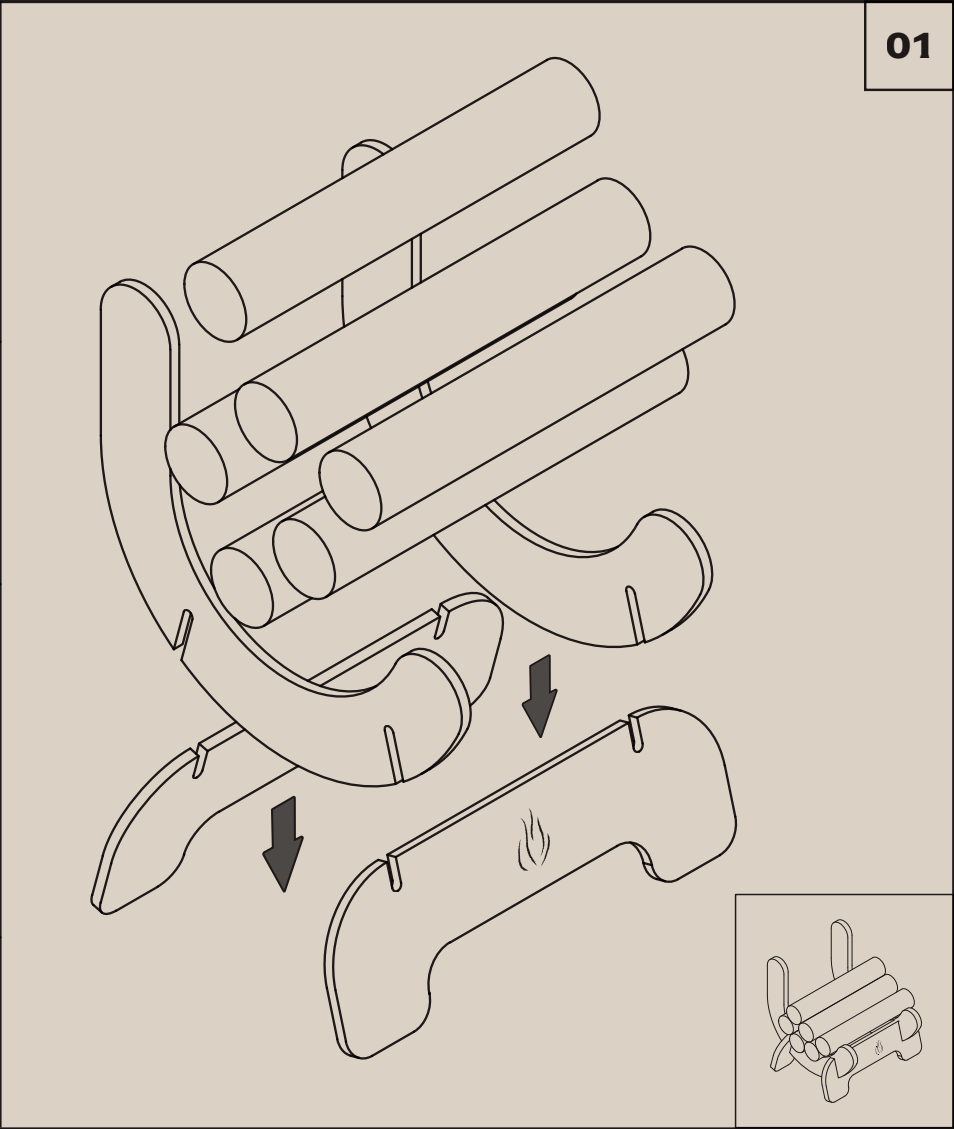


x2

3.0




x 6



Partagez votre expérience !

Share Your Experience!



 **my_oramood**

Bien-être Ora inc., ci-après dénommée "Oramood", détient de manière exclusive l'ensemble des droits de propriété intellectuelle, englobant le design, la conception, la production de produits, les innovations, ainsi que la création de contenus visuels, audio, graphiques et rédactionnels. / Bien-être Ora inc., hereinafter referred to as «Oramood,» exclusively holds all intellectual property rights, including the design, conception, product manufacturing, innovations, and the creation of visual, audio, graphic, and written content.