

SHUHUA SPORTS CO.,LTD.

Add: Shichun Industrial Park, Chidian, Jinjiang City, Fujian Province, China.

Tel: 0086-595-8599 0255 Fax: 0086-595-8599 0679

(2023.01 printed)

For more information, please visit: www.shuafitness.com

SHUHUA 2023 International Fairs

Exhibition	Date	Location
FIBO	13 - 16. Apr	Cologne Exhibition Center, Germany
China Sport Show	26 - 29. May	Xiamen International Conference & Exhibition Center

SMART FITNESS SOLUTION

SHUHUA

CONTENTS

Preface	03
New Products Listing Timeline	04
Cardio Equipment	06
S2 Series	08
Treadmills	13
Commercial Use Treadmill	14
Home Use Treadmill	16
Bike Series	24
Strength Equipment	28
68 Series	28
88 & 77 Series - New	44
69 & 89 Series	56
Home Gym	66
Outdoor Equipment	68
General Series	70
Weight - Bearing Power Path	80
High - End Intelligent Series	84
GYM Solutions	87
SHUHUA In The World	90
Our Clients	96



Dear friends

As a leading fitness equipment brand in China, SHUHUA specialises in developing and creating scientific fitness solutions for its clients, helping people to reach health goals wholeheartedly. For more than 25 years, SHUHUA has been sticking to the mission of letting easy exercise blend into everyone's life, and thus is distinguished from others in fitness industry.

Till now, it has reached cooperation with Beijing Sport University, Shanghai Sport University and multiple experts from fitness and medical fields, offering supports and tests to various fitness machines, and making sure that the top level of ergonomics and biomechanics are applied. Besides, SHUHUA engineers and design teams spend thousands of working hours in developing new products that are professional, safe, easy to use and humanized, which can meet exercise demands of different fitness levels, from beginners to professional athletes covering all ages, sexes and places.

SHUHUA has been devoted to providing professional solutions and reliable after-sales networks, giving people access to health in fitness center, hotel, school, home, office, hospital and community center.

SHUHUA is strongly convinced that everyone has access to health, that government can cut down its expenses on public health, enterprises can enhance team work and production, and all people can improve their health. Shuhua is adhering to continuous innovations, sticking to intelligent and scientific fitness solutions, and advocating easy way of fitness, and it will do so in the future for a better society.

Weijian Zhang
Chairman & President of SHUHUA



New Products
2022
 LISTING TIMELINE

03 March



 Home Use Treadmill
SH-T850

05 May



 Home Use Treadmill
SH-T5170P

06 June



 Commercial Use
Treadmill
SH-T860

10 October



 Strength Equipment
SH-G697



 Strength Equipment
SH-6824A

11 November



 Power Bike
SH-B596

New Products
2023
 LISTING TIMELINE

03 March



05 May



06 June



08 August



09 September



10 October






Commercial Fitness Solutions.

Professional Control, Fully Customizable

From project investment analysis to decoration design until operation management, Shuhua provides professional and scientific solutions to your gym, meets all your needs.

SH-T9100T

Commercial use treadmill




- Multi-brace shock absorbers for whole-deck.



- Infrared Auto-Induction
- Safety Detection
- Red-Blue-Green lights show running state.



- Ergonomics interface
- New angle strengthens the visual experience from people at different heights, and helps user keep the right posture.
- Handle adjust speed and inclination



- Built-in Siemens Sinamics V20 inverter
- As a driving belt, adjust the speed of key equipment, SINAMICS V20 can effectively guarantee the stability of the treadmill belt speed, eliminate the frustration during running and improve running comfort.



- Optional ultra high-definition touch screen
- 32-inch high-definition smart touch screen, support multiple login methods, rich content



- Maintenance free running belt
- Pre-waxed running deck, free of lubrication, optional use of either side.
- Neat appearance without screws exposed.



SH-T9100/SH-T9100T

Commercial use treadmill

Technical parameters

Continuous horse - power	AC 3.0HP
Peak horse - power	AC 7.0HP
Speed	0.8 - 25KM/H
Incline	- 2~18%
Screen	LED Keyboard (SH - T9100) 32" TOUCH Console (SH - T9100T)
Display	speed, incline, time, distance, calorie, heart rate, step, bluetooth
Heart rate	Hand pulse rate
Maximum user's weight	180kg
Walking area	580*1570mm
Dimension	L2217*W982*H1523mm
N.W./ G.W.	205kg / 245kg



SH-B9100R

Recumbent exercise bike

Technical parameters

Screen	LED Keyboard, 15.6" TOUCH Console (optional)
Power	Self - Generator
Resistance	Electromagnetic control 40 levels
Main frame	80*40*3.0T
Flywheel	14kg
Maximum user's weight	180kg
N.W/ G.W	101.5kg / 126kg
Dimension	L1663*W620*H1400mm



SH-B9100U

Upright exercise bike

Technical parameters

Screen	LED Keyboard, 15.6" TOUCH Console (optional)
Power	Self - Generator
Resistance	Electromagnetic control 40 levels
Main frame	80*40*3.0T
Flywheel	14kg
Maximum user's weight	180kg
N.W/ G.W	77.5kg / 98kg
Dimension	L1123*W675*H1506mm




SH-B9100E

Elliptical

Technical parameters

Screen	LED Keyboard, 15.6" TOUCH Console (optional)
Power	Self - Generator
Resistance	Electromagnetic control 40 levels
Main frame	80*40*3.0T
Flywheel	14kg
Maximum user's weight	180kg
N.W/ G.W	188kg / 245kg
Dimension	L1802*W872*H1835mm



SH-R8100

Rowing machine

Technical parameters

Screen size	7" LCD screen
Pre - set program	16 resistance level; Integrated wireless pulse equipment
Resistance system	Electromagnet control system + wind resistance
Power	AC 220 ± 10%V; Mechanical input 6V, 2A
Transmission system	Belt
Cushion	Unibody Cushion
Pedal	Ribbon adjustment belt
Folding structure	Folable
Movement distance	1200mm
Maximum user's weight	180 KG
Assembled dimension	L2415*W545*H 840mm
G.W/N.W	50.5KG / 48KG



Wireless heart rate belt included

SH-R598

Home use Rowing machine

Technical parameters

Screen	LCD console
Resistance	10L - 15L Water resistance
Max user weight	150kg
Dimension	2035x515x492mm
Heart rate	No
Moving wheel	Yes
G.W / N.W	34KG / 28.5KG



Treadmills V6 / SH-T860



Ergonomics interface

New angle strengthens the visual experience from people at different heights, and helps user keep the right posture.

Handlebar design

PU foaming handlebar is comfortable and high-end; Handlebar length is more professional and safe.

Heart rate control system

Heart rate control function monitor the runner's heart rate and control running speed accordingly, which is much safer to user.

Recognized user interface

LED display screen:

- (1) Calorie Coach: calorie count
- (2) Integrated adjustable inside fan
- (3) Hand pulse sensor for constant heart rate monitor
- (4) Cool Down: The button to make you relax and comfortable

Comfortable, safe and durable running deck

Wider and longer running surface is more durable than before. To ensure its long-term relax running experience
Anti-static, anti-abrasive, anti-slip, thicker running belt
High strength and density, anti-abrasive running composite deck
Premium cushioning silica gel pad, multiple shock absorption design

High horse power motor (F level)

F level high horse power motor offers continuous power. Compared to competitors who supply equipment with the same performance, it saves energy and reduces carbon emission.

6 exercise programs for choice

Hill, hillside, interval, fat loss, heart and lung, random mode, and 3 countdown modes (time, distance, calorie), plus relax and downhill function

Frequency Inverter


We use "Rhymebus" inverter from Taiwan, which is specialized in supplying AC Inverter, Auxiliary Control Equipment, and Project Design of Automation Control System Integration. It starts from year 1987, now become the most professional company in this industry.

SH-T860

Commercial use treadmill

Technical parameters

Continuous horse - power	AC 3.0HP
Peak horse - power	AC 7.0HP
Speed	1.0 - 20KM/H
Incline	- 3% - 15%
Screen	LED display
Display content	Time, Distance, Calorie, Pulse, Speed, Incline
Heart rate	Hand pulse rate
Drum	Front / rear drum diameter 70mm
Maximum user 's weight	180kg
Walking area	580*1570mm
Dimension	L2190*W960*H1580mm
N.W./ G.W.	198kg / 247kg



SH-T8700/SH-T6700A

Semi commercial use treadmill

Technical parameters

Model	SH - T8700	SH - T6700A
Continuous horse - power	AC 2.5HP	AC 2.0HP
Peak horse - power	AC 5.0HP	AC 4.0HP
Speed	1 ~ 18KM/H	0.5 ~ 18KM/H
Incline	0% - 15%	
Screen	White LED display	
Display content	Time, Distance, Calorie, Pulse, Speed, Incline	
Heart rate	Hand pulse rate	
Maximum user's weight	150kg	
Walking area	520*1450mm	
Dimension	L2030*W910*H1530mm	
N.W./ G.W.	136.5kg / 168.5kg	



SH-T8919/SH-T8919T

Commercial use treadmill

Technical parameters

Continuous horse - power	AC 3.0HP
Peak horse - power	AC 7.0HP
Speed	0.8 - 20KM/H
Incline	- 3% - 15%
Screen	LED Keyboard (SH - T8919) 15.6" TOUCH Console (SH - T8919T)
Display content	Time, Distance, Calorie, Pulse, Speed, Incline
Heart rate	Bluetooth+wireless heart rate
Maximum user 's weight	180kg
Walking area	580*1570mm
Dimension	L2190*W970*H1600mm
N.W./ G.W.	191kg / 243kg



SH-T6500S/A/850T

Semi commercial use treadmill

Technical parameters

Model	SH - T6500S	SH - T850T	SH - T6500A
Continuous horse - power	AC 2.5HP	AC 2.0HP	AC 2.0HP
Peak horse - power	AC 5.0HP	AC 4.0HP	AC 4.0HP
Speed	1.0 - 20KM/H	0.5 - 18KM/H	0.5 - 18KM/H
Incline	0~15%		
Screen	LED Keyboard (SH - T6500S/A) 21.5" TOUCH Console (SH - T850T)		
Display content	Time, Distance, Calorie, Pulse, Speed, Incline		
Heart rate	Bluetooth+wireless heart rate		
Maximum user 's weight	145kg		
Walking area	520*1450mm		
Dimension	L1960*W850*H1520mm		
N.W./ G.W.	130kg / 153kg		



NEW X5

LUXURIOUS TREADMILL

Each step to win!



Entire platform shock absorption system



Durable Test



3 Heart Rate Test Methods



Z-Shape Frame



Console 15.6" LED Console



15.6" TOUCH Console



SH-T5170A

Home use treadmill

Technical parameters

Continuous horse - power	AC: 2.0HP
Peak horse - power	AC: 4.0HP
Speed	AC: 1.5 - 18KM/H
Incline	0%~12%
Display content	Red LED display, Show Time, Distance, Pulse, Speed, Incline, Calorie. With Mp3. and Speaker, Ipad holder
Heart rate	Hand pulse rate
Maximum user ' s weight	126KG
Dimension	L1925 x W905 x H1450(mm)
Packing dimension	L2020 x W990 x H400(mm)
Walking area	520 x 1450mm
N.W. / G.W.	97kg / 118kg



 
 Equipped with wireless heart rate belt (SH-5170A)
 Wireless heart rate belt optional (SH-5170)



SH-T5170P

Home use treadmill

Technical parameters

Continuous horse - power	DC: 1.5HP
Peak horse - power	DC: 3.0HP
Speed	DC: 0.5 - 16KM/H
Incline	0%~12%
Display content	Large LED meter, 4 - window white LED, displaying calories, heart rate, time, steps, distance, speed, Bluetooth
Heart rate	Hand pulse rate
Maximum user ' s weight	126KG
Dimension	L1925 x W905 x H1540(mm)
Packing dimension	L2020 x W990 x H400(mm)
Walking area	520 x 1450mm
N.W. / G.W.	98kg / 119kg



 
 Equipped with wireless heart rate belt (SH-5170A)
 Wireless heart rate belt optional (SH-5170)


SH-T5500 / T5500A

Home use treadmill

Technical parameters

Continuous horse - power	DC 1.25 HP / AC 1.5HP
Peak horse - power	DC 2.5 HP / AC 3.0HP
Speed	0.5 - 16KM/H / 1.0 - 18KM/H
Incline	0%~12%
Display content	Speed, Incline, Time, Distance, Calories, heart rate, Steps
Heart rate	Hand pulse rate
Maximum user's weight	126KG
Dimension	L1726 x W863 x H1437(mm)
Packing dimension	L1830 x W937 x H315(mm)
Walking area	480 x 1350mm
N.W. / G.W.	85kg / 97kg



 
 Equipped with wireless heart rate belt (SH-5500)
 Wireless heart rate belt optional (SH-5500A)


SH-T5100A

Home use treadmill

Technical parameters

Continuous horse - power	AC 1.5HP
Peak horse - power	AC 3.0HP
Speed	1.0 - 18KM/H
Incline	0% - 12%
Display content	Speed, Incline, Time, Distance, Calories, heart rate, Steps
Heart rate	Wireless Heart Rate
Maximum user ' s weight	126KG
Dimension	L1712 x W864 x H1317(mm)
Packing dimension	L1800 x W930 x H355(mm)
Walking area	500 x 1350mm
N.W. / G.W.	86kg / 97kg



 
 Equipped with wireless heart rate belt (SH-5100A)
 Wireless heart rate belt optional (SH-5100)

SH-T3900/T3900A

Home use treadmill

Technical parameters

Continuous horse - power	DC 1.25 HP / AC 1.5HP
Peak horse - power	DC 2.5 HP / AC3.0HP
Speed	0.8 - 16KM/H / 1.0 - 18KM/H
Incline	0% - 12%
Display content	Speed, Incline, Time, Distance, Calories, heart rate, Steps
Heart rate	Hand pulse rate
Maximum user ' s weight	120KG
Dimension	L1725 x W842 x H1332(mm)
Packing dimension	L1800 x W920 x H355(mm)
Walking area	480 x 1300mm
N.W./ G.W.	78Kg / 91kg



Equipped with wireless heart rate belt (SH-3900)
Wireless heart rate belt optional (SH-3900A)

SH-9119P

Home Use Treadmill

Technical parameters

Continuous horse - power	1.25 HP
Peak horse - power	2.5 HP
Speed	0.8 - 16KM/H
Incline	0 - 15%
Display content	Big blue LCD display, shows Time, Distance, Pulse, Speed, Calorie, Incline
Heart rate	Wireless Heart Rate
Maximum user ' s weight	120KG
Dimension	L1700 x W850 x H1370(mm)
Packing dimension	L1760 x W900 x H370(mm)
Walking area	480 x 1270mm
N.W./ G.W.	65kg / 75kg



Wireless heart rate belt included



SH-T199P

Home Use Treadmill

Technical parameters

Screen	LED keyboard
DC Motor	1.0HP (Continuous) / 2.0(Peak)
Speed	1 - 12KMH
Incline	NO(Manual Incline)
Walking Area(L.W):	420*1250mm
Weight allowed:	110kg
Dimension(L.W.H):	1590*732*1224mm
N.W./G.W	57kg / 64kg
Vol.	0.40cbm



SH-T210

Home Use Treadmill

Technical parameters

Screen	Light LED screen with 4windows
DC Motor	1.0HP (Continuous) / 2.0(Peak)
Speed	0.8 - 12KMH
Incline	NO
Walking Area(L.W):	420*1250mm
Weight allowed:	100kg
Dimension(L.W.H):	1530*720*1148mm
N.W / G.W	39kg / 45kg
Vol.	0.25cbm



SH-T399P/SH-T399T

Home Use Treadmill

Technical parameters

Continuous horse - power	1.25 HP
Peak horse - power	2.5 HP
Speed	0.5 - 16KM/H
Incline	0 - 12%
Display content	Speed, Time, Distence, Calories, Heart rate, Step counts
Screen	15.6inch touch screen(SH - T399T)
iPad holder	Yes
Maximum user ' s weight	126KG
Dimension	L1715 x W850 x H1445(mm)
Packing dimension	L1800 x W930 x H335(mm)
Walking area	480 x 1350mm
N.W./ G.W.	88kg / 101kg



BC-T2100

Walking Pad

Technical parameters

Name	Walking Pad
Power Supply	AC 200 - 240V/50Hz
Product size	1530*630*143mm
Running belt	420*1250mm
Power rating	1.0HP brushless motor
Speed range	0.8 - 6km/h





Cardio Equipment

SH-B8860S

Commercial Spinning Bike

Technical parameters

Handle bar	25mm dipping handlebar
Flywheel weight	20kgs cast iron flywheel
Drive system	Chain drive
Brake system	Aluminum alloy brake pads
Pedals	JD - 304 aluminum bearing M20*1.5
Cusion	PU modeling ,adjustable
Maximum user 's weight	150kgs
Demension	1210*540*1200mm
N.W./G.W.	50KG / 68.5KG



SH-B596

Home use spin bike

Technical parameters

Color	White / black
Flywheel weight	Rear flywheel 6KG
Resistance system	32 - gear electromagnetism control
Transmission mode	Belt
Instrument display	Speed, tread frequency, resistance, heart rate
Maximum user 's weight	110kgs
Demension	1350*537*1156mm
N.W./G.W.	44KG / 51KG





SH-B599

Home use spin bike

Technical parameters

Flywheel weight:	13kg, cast iron solid nickel plated
Resistance system:	Manual magnetic control
Brake system:	Press type emergency brake
Monitor Display:	time, speed, distance, calories, Heart rate
Max user weight:	125KG
Transmission system:	Ultra - quiet belt drive
Crank style:	3 - stage crank
Pedal:	Aluminum alloy
Ipad holder:	Yes
N/W. G/W:	41KG / 45.8KG
Messurement:	1166x537x1214mm



SH-B399

Home use spin bike

Technical parameters

Flywheel weight:	6.5kg Solid flywheel
Resistance system:	Manual resistance knob system
Brake system:	Press type emergency brake
Monitor Display:	time, speed, distance, calories, Heart rate
Max user weight:	110KG
Transmission system:	Ultra - quiet belt drive
Pedal:	Aluminum alloy
Ipad holder:	Yes
N/W. G/W:	35KG / 40KG
Messurement:	1166x537x1212mm





68 Series

- 68 series is Shuhua ' s latest strength equipment. Our teams spend much time in developing and designing 68 series.
- Premium quality material and skilled technology, pleasure experience, new design and comfortable feeling, all those vantages make exercise simply, easy and effective.
- The 68 series strength equipment has 40 types, professionally and compressively, including plated - loaded, plate - hanged and free weight. User builds muscles according to their needs.

68 SERIES Power Equipment

68 series is Shuhua's latest strength equipment. Our teams spend much time in developing and designing 68 series.

Premium quality material and skilled technology, pleasure experience, new design and comfortable feeling, all those vantages make exercise simply, easy and effective.

The 68 series strength equipment has 40 types, professionally and compressively, including plated-loaded, plate-hanged and free weight. User builds muscles according to their needs.



Path of motion

Lots of exercise patterns are monitored. And we analyze it precisely and particularly, getting the best movement tracks of equipment. 68 series accord with natural movement of body muscle groups. Maximumly, it protects joints when user is building muscle.



Load distribution

Optimal load distribution of equipment is acquired by testing users at different figures and researching follow-up analysis. So load is distributed according to movement tracks, which is convenient to users.




Adjustable installation

Few steps need to be set before exercise; all adjustments are reachable in training position. In addition, set adjustable installation in the same position possibly. Progressive adjustor makes exercise easy and control exercise intensity. Using rare metal material is durable, absorptive, anti-drop, safe and stable.




SH-relaxer

Shuhua R&D advances the concept, studying the single muscle and its status in compound exercise. We apply those researches to products, and simulate body's natural movement. During exercise, resistance force stays the same, making the smooth exercise experience.



Smooth traction

Weight plate is added, and parts of it reach 135KG. Under the circumstance, user still can use easily because of PA wire rope imported from Japan.



Biomechanics chair

Ergonomics chair and two-piece back design help user get the right posture during exercise. We adopt different density filler and offer soft or tough support where needed according to body shape. Wide and comfortable chair is for giant user, lower height of chair is for short stature user.

Seat mat of Dual-rail and fixed design is stable, comfortable and durable.



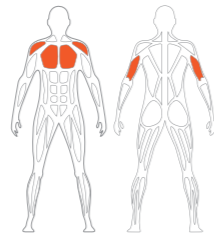
Perfect handlebar

New handlebar design distributes loads balancelly, making exercise more effective and comfortable. Chromium plating surface is easy to grip tightly, avoiding sideslip.



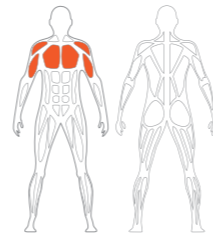
Chest press SH-6801A

- Main frame
Material: Q235A, specification: gantry frame 150*50*t2.0, Sub - frame 120*50*t2.0
- Wire rope
Steel cable: PA material, Specification: 5.6
- Dimension(mm) 1471*1395*1820(L*W*H)
- Muscle trained:
pectoralis major, anterior deltoid, triceps
- Color
Black Silver & Flash silver black ash
- Seat mat
Adjustable, PU foam; Color: dark green
- Weight plates:
Maximum 90Kg; Minimum 5kg



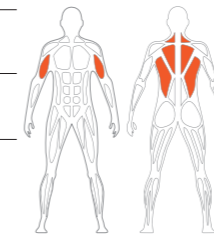
Butterfly SH-6802A

- Main frame
Material: Q235A, specification: gantry frame 150*50*t2.0, Sub - frame 120*50*t2.0
- Wire rope
Steel cable: PA material, Specification: 5.6;
- Dimension(mm) 1352*1531*1544(L*W*H)
- Muscle trained:
pectoralis major, anterior deltoid, biceps
- Color
Black Silver & Flash silver black ash
- Seat mat
Adjustable, PU foam; Color: dark green
- Weight plates:
Maximum 90Kg; Minimum 5kg



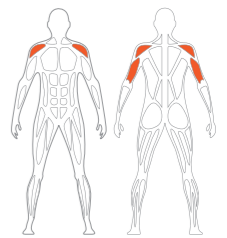
Seated Rowing SH-6803A

- Main frame
Material: Q235A, specification: gantry frame 150*50*t2.0, Sub - frame 120*50*t2.0
- Wire rope
Steel cable: PA material, Specification: 5.6;
- Dimension (mm) 1586*1073*1544(L*W*H)
- Muscle trained:
back muscle groups, trapezius, biceps
- Color
Black Silver & Flash silver black ash
- Seat mat
Adjustable, PU foam; Color: dark green
- Weight plates:
Maximum 90Kg; Minimum 5kg



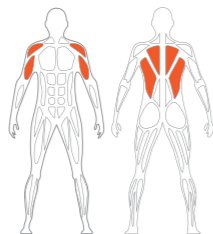
Shoulder press SH-6804A

- Main frame
Material: Q235A, specification: gantry frame 150*50*t2.0, Sub - frame 120*50*t2.0
- Wire rope
Steel cable: PA material, Specification: 5.6;
- Dimension(mm) 1631*1485*1534(L*W*H)
- Muscle trained:
deltoid, triceps
- Color
Black Silver & Flash silver black ash
- Seat mat
Adjustable, PU foam; Color: dark green
- Weight plates:
Maximum 90Kg; Minimum 5kg



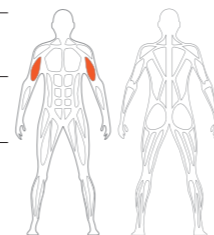
Pulldown SH-6806A

- Main frame
Material: Q235A, specification: gantry frame 150*50*t2.0, Sub - frame 120*50*t2.0
- Wire rope
Steel cable: PA material, Specification: 5.6;
- Dimension(mm) 1408*1322*1881(L*W*H)
- Muscle trained:
Latissimus dorsi, trapezius, biceps
- Color
Black Silver & Flash silver black ash
- Seat mat
Adjustable, PU foam; Color: dark green
- Weight plates:
Maximum 90Kg; Minimum 5kg



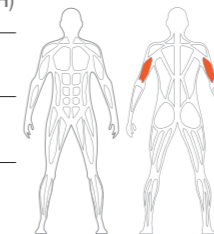
Biceps curl SH-6807

- Main frame
Material: Q235A, specification: gantry frame 150*50*t2.0, Sub - frame 120*50*t2.0
- Wire rope
Steel cable: PA material, Specification: 5.6;
- Dimension(mm) 1457*1221*1543(L*W*H)
- Muscle trained:
biceps
- Color
Black Silver & Flash silver black ash
- Seat mat
Adjustable, PU foam; Color: dark green
- Weight plates:
Maximum 60Kg; Minimum 5kg



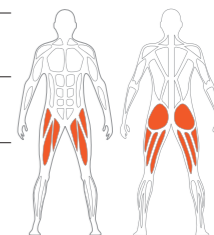
Triceps Press SH-6808

- Main frame
Material: Q235A, specification: gantry frame 150*50*t2.0, Sub - frame 120*50*t2.0
- Wire rope
Steel cable: PA material, Specification: 5.6;
- Dimension(mm) 1180*1130*1540(L*W*H)
- Muscle trained:
triceps
- Color
Black Silver & Flash silver black ash
- Seat mat
Adjustable, PU foam; Color: dark green
- Weight plates:
Maximum 90Kg; Minimum 5kg



Seated leg press SH-6809

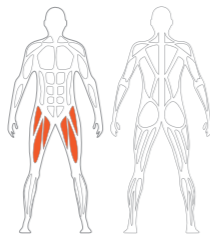
- Main frame
Material: Q235A, specification: gantry frame 150*50*t2.0, Sub - frame 120*50*t2.0
- Wire rope
Steel cable: PA material, Specification: 5.6;
- Dimension(mm) 1768*1158*1545(L*W*H)
- Muscle trained:
quadriceps, gluteus, gastrocnemius muscle
- Color
Black Silver & Flash silver black ash
- Seat mat
Adjustable, PU foam; Color: dark green
- Weight plates:
Maximum 90Kg; Minimum 5kg





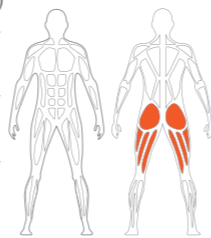
Leg extension SH-6810

- Main frame
Material: Q235A, specification: gantry frame 150*50*t2.0, Sub-frame 120*50*t2.0
- Wire rope
- Steel cable: PA material, Specification: 5.6;
- Dimension(mm) 1205*1120*1545(L*W*H)
- Muscle trained:
quadriceps femoris
- Color
Black Silver & Flash silver black ash
- Seat mat
Adjustable, PU foam; Color: dark green
- Weight plates:
Maximum 100Kg; Minimum 5kg



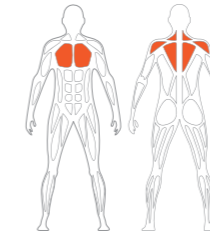
Prone Leg Curl SH-6812

- Main frame
Material: Q235A, specification: gantry frame 150*50*t2.0, Sub-frame 120*50*t2.0
- Wire rope
- Steel cable: PA material, Specification: 5.6;
- Dimension(mm) 1540*1100*1550(L*W*H)
- Muscle trained:
biceps femoris, gluteus
- Color
Black Silver & Flash silver black ash
- Seat mat
Adjustable, PU foam; Color: dark green
- Weight plates:
Maximum 100Kg; Minimum 5kg



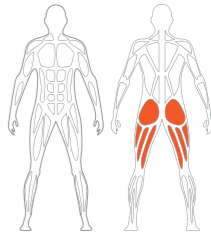
DUAL FUNCTION
Pec Fly/Rear Deltoid SH-6813

- Main frame
Material: Q235A, specification: gantry frame 150*50*t2.0, Sub-frame 120*50*t2.0
- Wire rope
- Steel cable: PA material, Specification: 5.6;
- Dimension(mm) 1136*825*2043(L*W*H)
- Muscle trained:
Pectoralis, anterior deltoid
- Color
Black Silver & Flash silver black ash
- Seat mat
Adjustable, PU foam; Color: dark green
- Weight plates:
Maximum 100Kg; Minimum 5kg



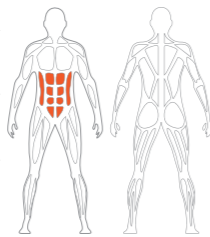
Glute machine SH-6815

- Main frame
Material: Q235A, specification: gantry frame 150*50*t2.0, Sub-frame 120*50*t2.0
- Wire rope
- Steel cable: PA material, Specification: 5.6;
- Dimension(mm) 970*900*1540(L*W*H)
- Muscle trained:
Gluteus
- Color
Black Silver & Flash silver black ash
- Chest mat
PU foam; Color: dark green
- Weight plates:
Maximum 60Kg; Minimum 5kg



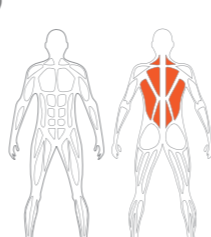
Abdominal SH-6816

- Main frame
Material: Q235A, specification: gantry frame 150*50*t2.0, Sub-frame 100*50*t2.0
- Wire rope
- Steel cable: PA material, Specification: 5.6;
- Dimension(mm) 1579*1023*1688(L*W*H)
- Muscle trained:
abdominal muscles
- Color
Black Silver & Flash silver black ash
- Seat mat
EVA + plywood; Color: dark green
- Weight plates:
Maximum 100Kg; Minimum 5kg



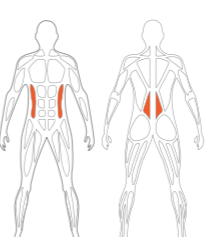
Back Extension SH-6817

- Main frame
Material: Q235A, specification: gantry frame 150*50*t2.0, Sub-frame 120*50*t2.0
- Wire rope
- Steel cable: PA material, Specification: 5.6;
- Dimension(mm) 1332*1023*1534(L*W*H)
- Muscle trained:
Back muscle groups
- Color
Black Silver & Flash silver black ash
- Seat mat
PU foam; Color: dark green
- Weight plates:
Maximum 90Kg; Minimum 5kg



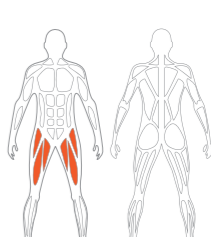
Torso rotation SH-6818

- Main frame
Material: Q235A, specification: gantry frame 150*50*t2.0, Sub-frame 120*50*t2.0
- Wire rope
- Steel cable: PA material, Specification: 5.6;
- Dimension(mm) 1530*1340*1540(L*W*H)
- Muscle trained:
waist and abdominal muscle groups
- Color
Black Silver & Flash silver black ash
- Seat mat
PU foam; Color: dark green
- Weight plates:
Maximum 80Kg; Minimum 5kg



DUAL FUNCTION
Abductor/Adductor SH-6819

- Main frame
Material: Q235A, specification: gantry frame 150*50*t2.0, Sub-frame 120*50*t2.0
- Wire rope
- Steel cable: PA material, Specification: 5.6;
- Dimension(mm) 1200*1340*1540(L*W*H)
- Muscle trained:
lateral thigh muscle
- Color
Black Silver & Flash silver black ash
- Seat mat
PU foam; Color: dark green
- Weight plates:
Maximum 90Kg; Minimum 5kg





DUAL FUNCTION

Functional trainer

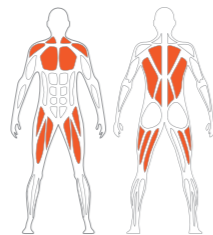
SH-6820

- Main frame
Material: Q235A, specification: Sub - frame 120*50*t2.0
- Wire rope
- Steel cable: PA material, Specification: 5.6;
- Dimension(mm) 1660*1026*2240(L*W*H)

• Muscle trained:
muscle groups
(shoulder, chest,
back, leg)

- Color
Black Silver & Flash silver black ash

- Weight plates:
Maximum 100Kg; Minimum 5kg



DUAL FUNCTION

Seated Leg Curl/Extension

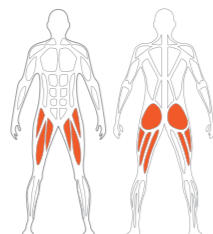
SH-6823A

- Main frame
Material: Q235A, specification: Sub - frame 120*50*t2.0
- Wire rope
- Steel cable: PA material, Specification: 5.6;
- Dimension(mm) 1588*1402*577(L*W*H)

• Muscle trained:
Lateral thigh muscle

- Color
Black Silver & Flash silver black ash

- Weight plates:
Maximum 100Kg; Minimum 5kg



DUAL FUNCTION

Seated Biceps Curl/Triceps Press

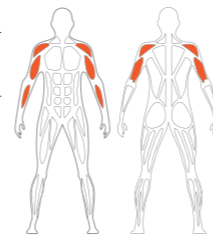
SH-6822A

- Main frame
Material: Q235A, specification: Sub - frame 150*50*t2.0
- Wire rope
- Steel cable: PA material, Specification: 5.6;
- Dimension(mm) 1920*1550*600(L*W*H)

• Muscle trained:
Biceps, Triceps muscle

- Color
Black Silver & Flash silver black ash

- Weight plates:
Maximum 60Kg; Minimum 5kg



DUAL FUNCTION

Shoulder Press / Upper Chest

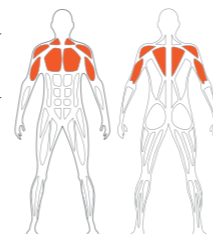
SH-6824A

- Main frame
Material: Q235A, specification: Sub - frame 120*50*t2.0
- Wire rope
- Steel cable: PA material, Specification: 5.6;
- Dimension(mm) 2165*1215*615(L*W*H)

• Muscle trained:
Shoulder, Upper Chest
muscle

- Color
Black Silver & Flash silver black ash

- Weight plates:
Maximum 90Kg; Minimum 5kg



DUAL FUNCTION

Assist dip chin

SH-6851A

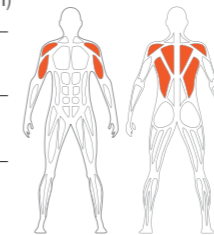
- Main frame
Material: Q235A, specification: Sub - frame 150*50*t2.0,
- Wire rope
- Steel cable: PA material, Specification: 5.6;
- Dimension (mm) 975*1425*2230(L*W*H)

• Muscle trained:
Back muscle groups

- Color
Black Silver & Flash silver black ash

- Seat mat
EVA + plywood; Color: dark green

- Weight plates:
Maximum 135Kg; Minimum 5kg



Adjustable cable cross over

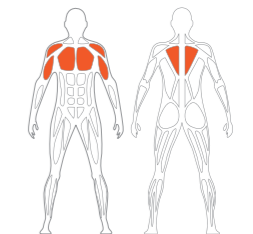
SH-6852

- Main frame
Material: Q235A, specification: mainframe 120*50*t2.0
- Wire rope
- Steel cable: PA material, Specification: 5.6;
- Dimension (mm) 3775*925*2290(L*W*H)

• Muscle trained:
pectoralis major,
deltoid, biceps,
triceps,
latissimus dorsi

- Color
Black Silver

- Weight plates:
Maximum 90Kg; Minimum 5kg



Low tension trainer

SH-6868

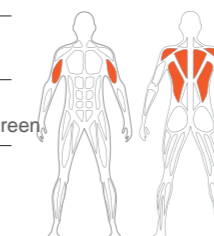
- Main frame
Material: Q235A, specification: gantry frame 150*50*t2.0, Sub - frame 120*50*t2.0
- Wire rope
- Steel cable: PA material, Specification: 5.6;
- Dimension (mm) 1820*990*1770(L*W*H)

• Muscle trained:
deltoid, back muscle
groups

- Color
Black Silver & Flash silver black ash

- Seat mat
PU foam + synthetic leather; Color: dark green,

- Weight plates:
Maximum 120Kg; Minimum 5kg



DUAL FUNCTION

High pull & low rowing trainer

SH-6891A

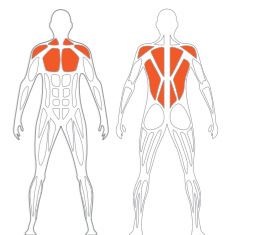
- Main frame
Material: Q235A, specification: gantry frame 150*50*t2.0, Sub - frame 120*50*t2.0
- Wire rope
- Steel cable: PA material, Specification: 5.6;
- Dimension(mm) 1521*823*2247(L*W*H)

• Muscle trained:
latissimus dorsi,
cucullaris,
biceps brachii

- Color
Black Silver & Flash silver black ash

- Seat mat
Adjustable, PU foam; Color: dark green

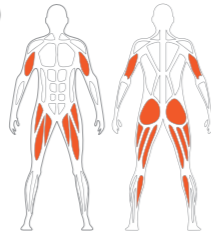
- Weight plates:
Maximum 110Kg; Minimum 5kg





Smith machine SH-6853

- Main frame Material: Q235A, specification: 120*50* t2.0, Pillar tube 114 *t2.5
- Wire rope Steel cable: PA material, Specification: 5.6;
- Dimension(mm) 2185*1485*2485(L*W*H)
- Muscle trained: quadriceps femoris, biceps femoris , triceps

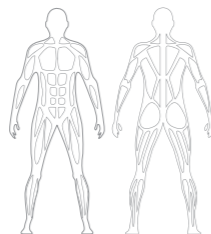


• Color
Black Silver



Adjustable bench SH-6857

- Main frame Material: Q235A, specification: 80*40* t2.0
- Dimension (mm) 1362*620*440(L*W*H)
- Muscle trained:



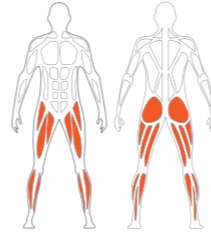
• Color
Black Silver

• Seat mat
Plywood + EVA + Synthetic leather
Color: dark green



Squat rack SH-6854A

- Main frame Material: Q235A, specification: 120*40*t2.0
- Dimension(mm) 1740*1677*1894(L*W*H)
- Muscle trained: leg muscle

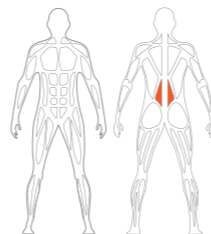


• Color
Black Silver



Back extension SH-6858

- Material: Q235A, specification: main frame 100*40* t2.0 Sliding tube 70*30* t2.0
- Dimension (mm) 1115*803*798(L*W*H)
- Muscle trained: erector spinae



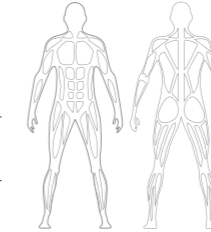
• Color
Black Silver

• Seat mat
Plywood + EVA + Synthetic leather
Color: dark green



Adjustable dumbbell bench SH-6855

- Main frame Material: Q235A, specification: 120*40*t2.0
- Dimension(mm) 1726*604*518(L*W*H)
- Muscle trained:

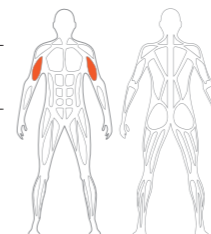


• Color
Black Silver



Arm curl Bench SH-6859A

- Main frame Material: Q235A, specification: main frame 120*40* t2.0 Sliding tube 80*40* t2.0.
- Dimension (mm) 1005*788*1189 (L*W*H)
- Muscle trained: Biceps



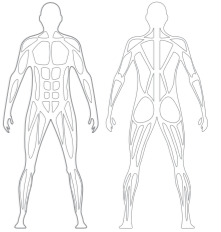
• Color
Black Silver

• Seat mat
Plywood + EVA + Synthetic leather
Color: dark green



Olympic weight tree SH-6856

- Main frame Material:Q235A, specification:120*40*t2.0, Strengthened tube 120*40*t2.0,
- Dimension (mm) 806*707*937(L*W*H)
- Muscle trained:



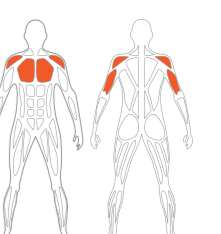
• Color
Black Silver

• Maximum weight 150KG



Olympic Flat Bench SH-6871

- Main frame Material: Q235A, specification: lying mat frame 120*40*t2.0 Side frames 120*40*t2.0
- Dimension(mm) 1590*1580*1180(L*W*H)
- Muscle trained: pectoralis major, deltoid, triceps



• Color
Black Silver

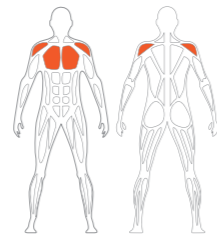
• Seat mat
Plywood + EVA + Synthetic leather
Color: dark green



Olympic decline bench SH-6872

- Main frame
Material: Q235A, specification: 120*40*t2.0
- Lying mat and head mat
Material: Plywood + cycle cotton+ synthetic leather; Color: dark green
- Dimension(mm) 1838*1590*1185(L*W*H)
- Muscle trained:
Pectoralis major

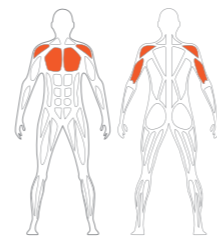
- Color
Black Silver
- Feet foams
Synthetic leather + PU foam+;
Color: dark green



Olympic incline bench SH-6873

- Main frame
Material: Q235A, specification: front frame 120*40*t2.0 back frame 120*40*t2.0
- Dimension(mm) 1470*1580*1375(L*W*H)
- Muscle trained:
pectoralis major, deltoid, triceps

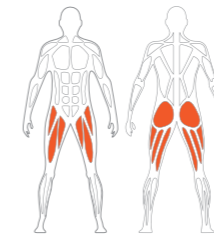
- Color
Black Silver
- Seat mat
Plywood + EVA + Synthetic leather;
Color: dark green



Linear Leg Press SH-6874

- Main frame
Material:Q235A, specification:50*150* t2.0,
- Dimension(mm) 2050*1000*1469(L*W*H)
- Muscle trained:
leg muscles

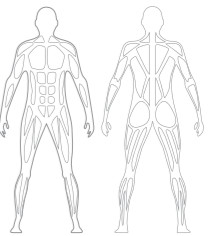
- Color
Black Silver



Utility bench SH-6876

- Main frame
Material: Q235A, specification: back frame 120*40*t2.0
- Seat support frame 120*40*t2.0
- Dimension (mm) 870*500*787(L*W*H)
- Muscle trained:

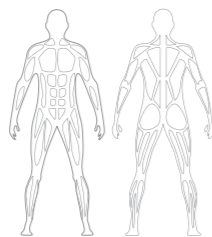
- Color
Black Silver
- Seat mat
Plywood + EVA + Synthetic leather;
Color: dark green



Flat bench SH-6878

- Main frame
Material: Q235A, specification: 120*40* t2.0
Back ground tube 120*40* t2.0
- Dimension (mm) 1620*600*445(L*W*H)
- Muscle trained:
nothing

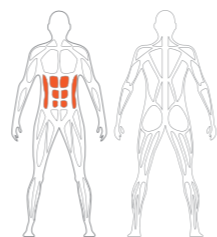
- Color
Black Silver
- Seat mat
Plywood + EVA + Synthetic leather;
Color: dark green



Adjustable abdominal bench SH-6879

- Main frame
Material: Q235A, specification: main frame 120*40* t2.0 Ground tube 120*40* t2.0
- Dimension (mm) 1820*700*990(L*W*H)
- Muscle trained:
rectus abdominis, external oblique abdominals

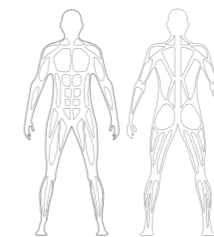
- Color
Black Silver
- Seat mat
Plywood + EVA + Synthetic leather;
Color: dark green



Barbell rack SH-6883A

- Main frame
Material: Q235A, specification: 120*40* t2.0, Connection rod 40*80* t2.0,
- Dimension (mm) 905*863*1388(L*W*H)
- Muscle trained:

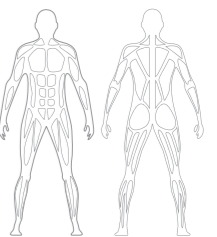
- Color
Black Silver



Two tier DB rack SH-6884

- Main frame
Material: Q235A, specification: 120*40*t2.0, Strengthened tube 120*40* t2.0,
- Dimension (mm) 2365*680*885(L*W*H)
- Muscle trained:

- Color
Black Silver
- Seat mat
Plywood + EVA + Synthetic leather;
Color: dark green

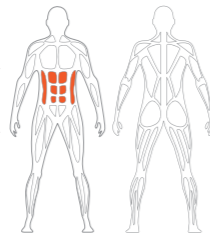




Leg raise SH-6886

- Main frame
Material: Q235A, specification: main frame 120*40* t2.0
- Dimension (mm) 1230*880*1650(L*W*H)
- Muscle trained: rectus abdominis, external oblique abdominals

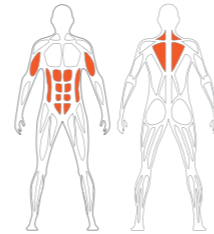
- Color
Black Silver
- BOSU ball
PVC+ ABS specification: 580*280



Chin dip leg raise station SH-6888

- Main frame
Material: Q235A, specification: 120*40* t2.0
- Dimension(mm) 1310*1170*2165(L*W*H)
- Muscle trained: latissimus doris, teres major, biceps, trapezius, rhomboideus, abdominals

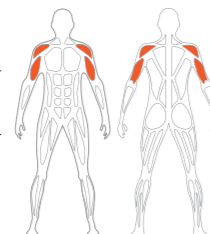
- Color
Black Silver
- Back mat, elbow mat
PU foam;
Color: dark green



Olympic military bench SH-6889

- Main frame
Material: Q235A, specification: main frame 120*40* t2.0
- Dimension(mm) 1610*1250*1700(L*W*H)
- Muscle trained: biceps, deltoid, triceps

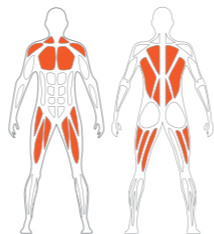
- Color
Black Silver
- Seat mat
Plywood + EVA + Synthetic leather;
Color: dark green



Stretcher SH-6890

- Main frame
Material: Q235A, specification: main frame 120*40* t2.0
- Dimension(mm) 1392*684*1174(L*W*H)
- Muscle trained: muscle groups (shoulder, chest, back, leg)

- Color
Black Silver
- Seat mat
Plywood + EVA + Synthetic leather;
Color: dark green



For more information, Please visit : www.shuaifitness.com
Facebook: SHUA Fitness
Alibaba: <https://shuhuaifitness.en.alibaba.com>

88 SERIES

CLASSIC, INNOVATIVE AND BEYOND

Highlighted Features



Ergonomic design, smooth movement trace, accurate angle and the target muscle group is precisely stimulated



First-class production technology: laser cutting, robot welding, high-quality spraying



Laser engraving technology, luxury drawing texture



5kgs/pc weight stack adjustment, suitable for beginners to professional athletes



Adjustable handle to meet the needs of different users



Most tube thickness is 3mm, and the supporting tube can reach 5mm.



Semi-automatic adjustment seat with hydraulic design for easy and precise adjustment.



The cushion: PU foam with memory resilience.
Outer layer: Carbon fiber leather.
The periphery: ergonomic beveled edge



Strength Equipment



Chest Press | SH-G8801

Dimension(mm):	L1405*W1280*H1350
Color	Black Titanium Gold & Brushed Silver
Main frame	150*50*t3.0
Seat Cushion	Adjustable; Material: PU foam; Color: Carbon fiber Grain
Weight Stack	120kg(5kg/pc)
Muscle trained	Pectoralis major, deltoid, triceps



Shoulder press | SH-G8802

Dimension(mm):	L1605*W1450*H1350
Color	Black Titanium Gold & Brushed Silver
Main frame	150*50*t3.0
Seat Cushion	Adjustable; Material: PU foam; Color: Carbon fiber Grain
Weight Stack	100kg(5kg/pc)
Muscle trained	Deltoid, triceps

Strength Equipment



Lat Pulldown | SH-G8803

Dimension(mm):	L1510*W1270*H1920
Color	Black Titanium Gold & Brushed Silver
Main frame	150*50*t3.0
Seat Cushion	Adjustable; Material: PU foam; Color: Carbon fiber Grain
Weight Stack	110kg(5kg/pc)
Muscle trained	Latissimus dorsi, biceps, deltoid



Row/Rear Deltoid | SH-G8804

Dimension(mm):	L1385*W1285*H1350
Color	Black Titanium Gold & Brushed Silver
Main frame	150*50*t3.0
Seat Cushion	Adjustable; Material: PU foam; Color: Carbon fiber Grain
Weight Stack	120kg(5kg/pc)
Muscle trained	Latissimus dorsi and trapezius



Seated leg press | SH-G8805

Dimension(mm):	L1768*W1158*H1545
Color	Black Titanium Gold & Brushed Silver
Main frame	150*50*t3.0
Seat Cushion	Adjustable; Material: PU foam; Color: Carbon fiber Grain
Weight Stack	150kg(5kg/pc)
Muscle trained	Quadriceps, calf muscle



Leg extension | SH-G8806

Dimension(mm):	L1220*W1200*H1350
Color	Black Titanium Gold & Brushed Silver
Main frame	150*50*t3.0
Seat Cushion	Adjustable; Material: PU foam; Color: Carbon fiber Grain
Weight Stack	100kg(5kg/pc)
Muscle trained	Quadriceps and calf muscles



Prone Leg Curl | SH-G8807

Dimension(mm):	L1535*W1140*H1350
Color	Black Titanium Gold & Brushed Silver
Main frame	150*50*t3.0
Seat Cushion	Adjustable; Material: PU foam; Color: Carbon fiber Grain
Weight Stack	100kg(5kg/pc)
Muscle trained	Biceps femoris



Abductor/Adductor | SH-G8808

Dimension(mm):	L1400*W1330*H1350
Color	Black Titanium Gold & Brushed Silver
Main frame	150*50*t3.0
Seat Cushion	Adjustable; Material: PU foam; Color: Carbon fiber Grain
Weight Stack	100kg(5kg/pc)
Muscle trained	Inner thigh, outer thigh

Strength Equipment



Hip Thrust | SH-G8809

Dimension(mm):	L1643*W1035*H1350
Color	Black Titanium Gold & Brushed Silver
Main frame	150*50*t3.0
Seat Cushion	Adjustable; Material: PU foam; Color: Carbon fiber Grain
Weight Stack	120kg(5kg/pc)
Muscle trained	Gluteal and abdominal muscle



Pec Fly/Rear Diltoid | SH-G8810


Dimension(mm):	L1520*W950*H2050
Color	Black Titanium Gold & Brushed Silver
Main frame	150*50*t3.0
Seat Cushion	Adjustable; Material: PU foam; Color: Carbon fiber Grain
Weight Stack	110kg(5kg/pc)
Muscle trained	The pectoralis major muscle, trapezius muscle

Strength Equipment



Sitting biceps and triceps dual-function trainer | SH-G8815

Dimension(mm):	L1415*W1100*H1350
Color	Black Titanium Gold & Brushed Silver
Main frame	150*50*t3.0
Seat Cushion	Adjustable; Material: PU foam; Color: Carbon fiber Grain
Weight Stack	80kg(5kg/pc)
Muscle trained	Biceps, Triceps



Leg Curl | SH-G8816

Dimension(mm):	L1220*W1200*H1350
Color	Black Titanium Gold & Brushed Silver
Main frame	150*50*t3.0
Seat Cushion	Adjustable; Material: PU foam; Color: Carbon fiber Grain
Weight Stack	100kg(5kg/pc)
Muscle trained	Quadriceps femoris



Back Extension | SH-G8812

Dimension(mm):	L1290*W1285*H1350
Color	Black Titanium Gold & Brushed Silver
Main frame	150*50*t3.0
Seat Cushion	Adjustable; Material: PU foam; Color: Carbon fiber Grain
Weight Stack	90kg(5kg/pc)
Muscle trained	Back muscle groups



Abdominal | SH-G8814

Dimension(mm):	L1350*W1000*H1710
Color	Black Titanium Gold & Brushed Silver
Main frame	150*50*t3.0
Seat Cushion	Adjustable; Material: PU foam; Color: Carbon fiber Grain
Weight Stack	100kg(5kg/pc)
Muscle trained	Abdominal muscles



Strength Equipment



Smith machine | SH-G8818

Dimension(mm):	L2188*W1365*H2287
Color	Black Titanium Gold
Main frame	150*50*t3.0
Seat Cushion	Steel cable:PA material,Specification: 5.6
Muscle trained	Quadriceps femoris, biceps femoris, triceps



Functional trainer | SH-G8820

Dimension(mm):	L1660*W940*H2240
Color	Black Titanium Gold & Brushed Silver
Main frame	120*50*t2.0
Seat Cushion	Steel cable:PA material, Specification: 5.6
Weight Stack	Two group:100kg(5kg/pc)
Muscle trained	Muscle groups (shoulder, chest, back, leg)

Strength Equipment



Adjustable cable cross over | SH-G8852

Dimension(mm):	L3775*W925*H2290
Color	Black Titanium Gold & Brushed Silver
Main frame	120*50*t2.0
Seat Cushion	Steel cable:PA material, Specification: 5.6
Weight Stack	Two group: 90kg(5kg/pc)
Muscle trained	pectoralis major, deltoid, biceps, triceps, latissimus dorsi



Squat rack | SH-G8854

Dimension(mm):	L1740*W1677*H1894
Color	Black titanium gold
Main frame	120*40*t2.0
Muscle trained	Leg muscle



Adjustable dumbbell bench | SH-G8855

Dimension(mm):	L1660*W600*H440
Color	Black titanium gold
Main frame	120*40*t2.0
Muscle trained	Matching training



Olympic weight tree | SH-G8856

Dimension(mm):	L806*W707*H937
Color	Black titanium gold
Main frame	120*40*t2.0
Muscle trained	Matching training



Back extension | SH-G8858

Dimension(mm):	L1175*W805*H800
Color	Black titanium gold
Main frame	120*40*t2.0
Muscle trained	Erector spinae



Arm curl Bench | SH-G8859

Dimension(mm):	L1095*W800*H970
Color	Black titanium gold
Main frame	100*40*t2.0
Muscle trained	Biceps

Strength Equipment



Olympic Flat Bench SH-G8871

Dimension(mm):	L1700*W1585*H1185
Color	Black titanium gold
Main frame	120*40*t2.0
Muscle trained	Pectoralis major, Deltoid, Triceps



Utility bench SH-G8876

Dimension(mm):	L870*W500*H787
Color	Black titanium gold
Main frame	120*40*t2.0
Muscle trained	Matching training

Strength Equipment



Flat bench SH-G8878

Dimension(mm):	L1620*W600*H445
Color	Black titanium gold
Main frame	120*40*t2.0
Muscle trained	Matching training




Adjustable abdominal bench SH-G8879

Dimension(mm):	L1820*W700*H990
Color	Black titanium gold
Main frame	120*40*t2.0
Muscle trained	Rectus abdominis, External oblique, Abdominals



Barbell rack SH-G8883

Dimension(mm):	L905*W863*H1388
Color	Black titanium gold
Main frame	120*40*t2.0
Muscle trained	Matching training



Two tier DB rack SH-G8884

Dimension(mm):	L2365*W680*H885
Color	Black titanium gold
Main frame	120*40*t2.0
Muscle trained	Matching training



Chin dip leg raise station SH-G8888

Dimension(mm):	L1310*W1170*H2165
Color	Black titanium gold
Main frame	120*40*t2.0
Muscle trained	Latissimus dorsi, Teres major, Biceps, Trapezius, Rhomboideus, Abdominals



Stretcher SH-G8890

Dimension(mm):	L1400*W690*H1200
Color	Black titanium gold
Main frame	120*40*t2.0
Muscle trained	Muscle groups (shoulder, chest, back, leg)

77 SERIES



Strength Equipment



Chest Press | SH-67701

Dimension(mm):	L1690*W1825*H1740
Color	Black silver sand grain & Yellow
Main frame	125*75*t3.0/120*50*t3.0
Seat Cushion	Adjustable seat cushion, material: PU foam molding; color: dark green and other 7 options
Weight Stack	100kg(5kg/pc)
Muscle trained	Pectoralis major, deltoid anterior ,triceps



Butterfly | SH-67702

Dimension(mm):	L1800*W1950*H1480
Color	Black silver sand grain & Yellow
Main frame	125*75*t3.0/120*50*t3.0
Seat Cushion	Adjustable seat cushion, material: PU foam molding; color: dark green and other 7 options
Weight Stack	80kg(5kg/pc)
Muscle trained	Pectoralis major, biceps, deltoid



Lat Pulldown | SH-67703

Dimension(mm):	L1525*W1420*H1980
Color	Black silver sand grain & Yellow
Main frame	125*75*t3.0/120*50*t3.0
Seat Cushion	Adjustable seat cushion, material: PU foam molding; color: dark green and other 7 options
Weight Stack	100kg(5kg/pc)
Muscle trained	Latissimus dorsi, trapezius, biceps



Seated Row Trainer | SH-67704

Dimension(mm):	L1495*W1425*H1930
Color	Black silver sand grain & Yellow
Main frame	125*75*t3.0/120*50*t3.0
Seat Cushion	Adjustable seat cushion, material: PU foam molding; color: dark green and other 7 options
Weight Stack	100kg(5kg/pc)
Muscle trained	Biceps brachii, latissimus dorsi and inferior trapezius



Shoulder Press SH-67705

Dimension(mm):	L1900*W1640*H1480
Color	Black silver sand grain & Yellow
Main frame	125*75*t3.0/120*50*t3.0
Seat Cushion	Adjustable seat cushion, material: PU foam molding; color: dark green and other 7 options
Weight Stack	80kg(5kg/pc)
Muscle trained	Deltoid, triceps



Seated lateral lift SH-67706

Dimension(mm):	L1200*W1510*H1280
Color	Black silver sand grain & Yellow
Main frame	125*75*t3.0/120*50*t3.0
Seat Cushion	Adjustable seat cushion, material: PU foam molding; color: dark green and other 7 options
Weight Stack	80kg(5kg/pc)
Muscle trained	Deltoids



Prone Leg Curl SH-67709

Dimension(mm):	L1675*W1295*H1480
Color	Black silver sand grain & Yellow
Main frame	125*75*t3.0/120*50*t3.0
Seat Cushion	Adjustable seat cushion, material: PU foam molding; color: dark green and other 7 options
Weight Stack	100kg(5kg/pc)
Muscle trained	Biceps femoris and calf muscles



Glute Machine SH-67710

Dimension(mm):	L1675*W1295*H1480
Color	Black silver sand grain & Yellow
Main frame	125*75*t3.0/120*50*t3.0
Seat Cushion	Adjustable seat cushion, material: PU foam molding; color: dark green and other 7 options
Weight Stack	80kg(5kg/pc)
Muscle trained	Glute muscle



Leg Press SH-67707

Dimension(mm):	L1870*W1510*H1480
Color	Black silver sand grain & Yellow
Main frame	125*75*t3.0/120*50*t3.0
Seat Cushion	Adjustable seat cushion, material: PU foam molding; color: dark green and other 7 options
Weight Stack	90kg(5kg/pc)
Muscle trained	Quadriceps, Gluteus maximus, Gastrocnemius, etc.



Leg Extension SH-67708

Dimension(mm):	L1405*W1045*H1480
Color	Black silver sand grain & Yellow
Main frame	125*75*t3.0/120*50*t3.0
Seat Cushion	Adjustable seat cushion, material: PU foam molding; color: dark green and other 7 options
Weight Stack	100kg(5kg/pc)
Muscle trained	Quadriceps and calf muscles



X SHAPE

COLOR CUSTOMIZATION

The color of tubing and leather of treadmills and strength equipment can be customized. Create personalized fitness products for you and your members.



Champagne Grey Silver



Champagne Gold



Diamond White



High-gloss Black



Black Silver Sand Pattern



Champagne Gold + Black



black + Germanium red



high-gloss matt + Germanium red



Orange



black + Germanium red



Red



Light Blue



Orange



Black Silver Sand Pattern



Diamond White



High-gloss Matt

Standard leather color



Dark Green



Black



Vermilion



yellowish brown

Standard tubing color



Black Silver Sand Pattern



Sparkling Silver Cool Grey Sand Pattern



High-gloss black




Champagne gold




Moxa Green



Germanium Red



Black Silver Sand Pattern




Royal Blue



Peach Red



Orange



Diamond White



Light Blue

- The actual color may be different from the color in the picture.
- Confirm that the customization requires additional payment, Or the order has reached a certain MOQ.
- For details, please consult Shuhua regional sales representative

SH-B6500R

Recumbent exercise bike

Technical parameters

Resistance system	Electromagnet resistance
Resistance level	24
Electronic meter	7" LCD
Display	TIME,SPEED, CALORIE,DISTANCE, PULSE ,Temperature
Pulse	Hand pulse sensor
Wheel weight	10.8KGS
USB interface	Charging device
Net weight	63kgs
Gross weight	74kgs
Dimension	1600*660*1340mm
Packing dimension	1605*380*755mm
Maximum user 's weight	150KG



SH-B6500E

Elliptical

Technical parameters

Resistance system	Electromagnet resistance
Resistance level	24
Electronic meter	7" LCD
Display	TIME,SPEED, CALORIE,DISTANCE, PULSE ,Temperature
Pulse	Hand pulse sensor
Wheel weight	12 ' 10 KGS
USB interface	Charging device
N.W. / G.W.	93kgs / 113kgs
Incline	3% - 15% (Manual)
Dimension	1721*725*1638mm
Packing dimension	1800*550*850mm
Maximum user 's weight	150KG



SH-B6500U

Upright exercise bike

Technical parameters

Resistance system	Electromagnet resistance
Resistance level	24
Electronic meter	7" LCD
Display	TIME,SPEED, CALORIE,DISTANCE, PULSE ,Temperature
Pulse	Hand pulse sensor
Wheel weight	7KGS
USB interface	Charging device
Net weight	50kgs
Gross weight	59kgs
Dimension	1130*625*1475mm
Packing dimension	1090*420*590mm
Maximum user 's weight	150KG



SH-E550

Home use elliptical stepper

Technical parameters

Flywheel:	7kg
Magnetron Resistance system:	Electromagnetic control system Resistance
Grade:	8 segments
Stride:	265mm
Track:	Double track, wear - resistant PU
Chain cover material:	HIPS
Ipad Holder:	Yes
N/W G/W	51.5kgs / 62 kgs
Demesion:	1335 x 455 x 1574mm
Weight Allow	120kg



69 Series

Shuhua 69 series, professional strength training equipment, designed by Shuhua R&D team and national champions of bodybuilding together with many years of effort and hardwork.

Fluently power experience, sense of design and comfort, selected material and precision production combined perfectly, which makes strength training more scientific and efficient.



SHENG HU MA
Champion of National Bodybuilding
and Fitness Championships



Upper push chest trainer | SH-G6901

Dimension(mm):	L1770*W1450*H1935
Color	Main frame: Black silver Swing arm: Orange
Main frame	Material: Q235A Specification: main frame: 120*50*T3.0
Seat Cushion	Adjustable; Material: PU foam; Color: Black bark grain
Muscle trained	Pectoralis major, anterior deltoid, triceps



Lower push chest trainer | SH-G6902

Dimension(mm):	L1850*W1550*H1815
Color	Main frame: Black silver Swing arm: Orange
Main frame	Material: Q235A Specification: main frame: 120*50*T3.0
Seat Cushion	Adjustable; Material: PU foam; Color: Black bark grain
Muscle trained	Pectoralis major, anterior deltoid, triceps



Shoulder Press | SH-G6905

Dimension(mm):	L1250*W1290*H1195
Color	Main frame: Black silver Swing arm: Orange
Main frame	Material: Q235A Specification: main frame: 120*50*T3.0
Seat Cushion	Adjustable; Material: PU foam; Color: Black bark grain
Muscle trained	deltoid, triceps



Biceps Curl | SH-G6906

Dimension(mm):	L1250*W1290*H1195
Color	Main frame: Black silver Swing arm: Orange
Main frame	Material: Q235A Specification: main frame: 120*50*T3.0
Seat Cushion	Adjustable; Material: PU foam; Color: Black bark grain
Muscle trained	Biceps



Pulldown trainer | SH-G6903

Dimension(mm):	L1560*W1530*H1880
Color	Main frame: Black silver Swing arm: Orange
Main frame	Material: Q235A Specification: main frame: 120*50*T3.0
Seat Cushion	Adjustable; Material: PU foam; Color: Black bark grain
Muscle trained	back muscle groups, biceps, posterior deltoid



Split type rowing trainer | SH-G6904

Dimension(mm):	L1770*W1450*H1935
Color	Main frame: Black silver Swing arm: Orange
Main frame	Material: Q235A Specification: main frame: 120*50*T3.0
Seat Cushion	Adjustable; Material: PU foam; Color: Black bark grain
Muscle trained	deltoid, Back muscle groups



Triceps Press | SH-G6907

Dimension(mm):	L1310*W1170*H1170
Color	Main frame: Black silver Swing arm: Orange
Main frame	Material: Q235A Specification: main frame: 120*50*T3.0
Seat Cushion	Adjustable; Material: PU foam; Color: Black bark grain
Muscle trained	deltoid, triceps



Leg Extension | SH-G6908

Dimension(mm):	L1480*W1415*H1075
Color	Main frame: Black silver Swing arm: Orange
Main frame	Material: Q235A Specification: main frame: 120*50*T3.0
Seat Cushion	Adjustable; Material: PU foam; Color: Black bark grain
Muscle trained	quadriceps



Standing Leg Curl | SH-G6909

Dimension(mm):	L1250*W1290*H1195
Color	Main frame: Black silver Swing arm: Orange
Main frame	Material: Q235A Specification: main frame: 120*50*T3.0
Seat Cushion	Adjustable; Material: PU foam; Color: Black bark grain
Muscle trained	biceps femoris, gluteus.



Calf Raise | SH-G6910

Dimension(mm):	L1545*W550*H905
Color	Main frame: Black silver Swing arm: Orange
Main frame	Material: Q235A Specification: main frame: 120*50*T3.0
Seat Cushion	Adjustable; Material: PU foam; Color: Black bark grain
Muscle trained	calf muscle groups



Hack Squat | SH-G6913

Dimension(mm):	L1760*W1445*H1620
Color	Main frame: Black silver Swing arm: Orange
Main frame	Material: Q235A Specification: main frame: 120*50*T3.0
Seat Cushion	Adjustable; Material: PU foam; Color: Black bark grain
Muscle trained	Leg muscle groups, gluteus muscle



Linear Hack Press | SH-G6914

Dimension(mm):	L1650*W1050*H1160
Color	Main frame: Black silver Swing arm: Orange
Main frame	Material: Q235A Specification: main frame: 120*50*T3.0
Seat Cushion	Adjustable; Material: PU foam; Color: Black bark grain
Muscle trained	Quadriceps, gluteus maximus, biceps femoris



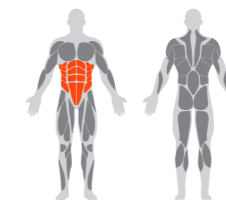
Hip Press | SH-G6911

Dimension(mm):	L1430*W1565*H1210
Color	Main frame: Black silver Swing arm: Orange
Main frame	Material: Q235A Specification: main frame: 120*50*T3.0
Seat Cushion	Adjustable; Material: PU foam; Color: Black bark grain
Muscle trained	gluteus, biceps femoris



Stretcher | SH-G6912

Dimension(mm):	L1900*W650*H1050
Color	Main frame: Black silver Swing arm: Orange
Main frame	Material: Q235A Specification: main frame: 80*40*t2.0
Seat Cushion	Adjustable; Material: PU foam; Color: Black bark grain
Muscle trained	Muscle groups (shoulder,chest,back,leg)



Abdominal | SH-G6915

Dimension(mm):	L1260*W1150*H1688
Color	Main frame: Black silver Swing arm: Orange
Main frame	Material: Q235A Specification: main frame: 80*40*t2.0
Seat Cushion	Adjustable; Material: PU foam; Color: Black bark grain
Muscle trained	Abdominal Muscles

Note: 69 series not include weight plates, please purchase separately.



SHAO ZHONG ZHENG

Champion of National Bodybuilding and Fitness Championships

SH-G8901

Hammer Strength

Technical Parameters

Length*Width*Height(mm)	1510*1465*2465
Weight	183KG
Main tube size	125*75*t4.0
Color	Black silver
Material	Q235A
Function	barbell plates rack, universal barbell sleeve, weight lifter rack, horizontal bar rack, elastic band rack.



SH-G8902

Hammer Strength Power Rack

Technical Parameters

Length*Width*Height(mm)	2010*1770*2465
Weight	285KG
Main tube size	125*75*t4.0
Color	Black silver
Material	Q235A
Function	barbell plates rack, universal barbell sleeve, weight lifter rack, horizontal bar rack, elastic band rack.



SH-G8903

Hammer Strength Comprehensive Power Rack

Technical Parameters

Length*Width*Height(mm)	2755*1670*2465
Weight	475KG
Main tube size	125*75*t4.0
Color	Black silver
Weight Stack	97kgs/group , 2 Groups
Material	Q235A
Function	barbell plates rack, universal barbell sleeve, weight lifter rack, horizontal bar rack, parallel bars rack, cable cross over



Strength Equipment



Chess Press SH-G8911

Dimension(mm):	L1885*W1445*H2230
Color	Main frame: Black silver Swing arm: Orange
Main frame	Material: Q235A Specification: main frame: 125*75*t3.0 / 100*50*t3.0
Seat Cushion	/
Muscle trained	Pectoralis major, Deltoid, Triceps



Converging Chest Press SH-G8912


Dimension(mm):	L1435*W1750*H2090
Color	Main frame: Black silver Swing arm: Orange
Main frame	Material: Q235A Specification: main frame: 125*75*t3.0 / 100*50*t3.0
Seat Cushion	Adjustable; Material: PU foam; Color: Black bark grain
Muscle trained	Pectoralis major, Deltoid, Triceps

Strength Equipment



Leg Press SH-G8919

Dimension(mm):	L2580*W1420*H1480
Color	Main frame: Black silver Swing arm: Orange
Main frame	Material: Q235A Specification: main frame: 100*50*t3.0
Seat Cushion	Adjustable; Material: PU foam; Color: Black bark grain
Muscle trained	Quadriceps, Gluteus maximus, Biceps femoris



Flat Bench SH-G8923

Dimension(mm):	L1783*W614*H654
Color	Main frame: Black silver Swing arm: Orange
Main frame	Material: Q235A Specification: main frame: 75*50*t3.0
Seat Cushion	Adjustable; Material: PU foam; Color: Black bark grain
Muscle trained	Transverse abdominis, Oblique abdominis, Rectus abdominis, Hip muscles, Gastrocnemius, soleus, Anterior tibial muscles



Converging Shoulder Press SH-G8913

Dimension(mm):	L2130*W1210*H2100
Color	Main frame: Black silver Swing arm: Orange
Main frame	Material: Q235A Specification: main frame: 125*75*t3.0 / 100*50*t3.0
Seat Cushion	Adjustable; Material: PU foam; Color: Black bark grain
Muscle trained	Deltoid, Triceps




Squat Lunge SH-G8914

Dimension(mm):	L1745*W1635*H765
Color	Main frame: Black silver Swing arm: Orange
Main frame	Material: Q235A Specification: main frame: 100*50*t3.0
Seat Cushion	Adjustable; Material: PU foam; Color: Black bark grain
Muscle trained	Rouge muscle, gluteus maximus, biceps femoris, semitendinosus, semimembranosus



Ham Bench SH-G8924

Dimension(mm):	L1600*W1030*H1260
Color	Main frame: Black silver Swing arm: Orange
Main frame	Material: Q235A Specification: main frame: 100*50*t3.0
Seat Cushion	Adjustable; Material: PU foam; Color: Black bark grain
Muscle trained	Hamstrings; Lower back muscles



Handle Bench SH-G8925

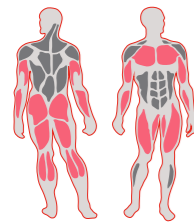
Dimension(mm):	L1765*W1400*H800
Color	Main frame: Black silver Swing arm: Orange
Main frame	Material: Q235A Specification: main frame: 75*50*t3.0
Seat Cushion	Adjustable; Material: PU foam; Color: Black bark grain
Muscle trained	Biceps, quadriceps, gluteus maximus, abdominal muscles, pectoralis major, latissimus dorsi, deltoids, biceps, triceps.

SH-G699

Wall mounted trainer

Technical parameters

Material	8K stainless steel mirror + ash wooden board
Tube size	40x80xt2.0 & 40x120xt2.0 & t 419*2.0
Weight stack	40KGS*2group
Dimension	1960*1320*140mm

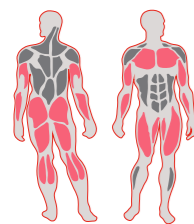


SH-G697

Dual Adjustable Pulley

Technical parameters

Material	Protective cover: steel plate baking paint
Tube size	Main frame: 100*50*t2.0
Weight stack	66KGS
Dimension	1393*939*2116mm

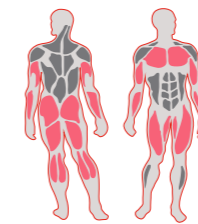


Lat Pulldown(Top level)

SH-G6501

- Main frame
- Material:Q235A, Specification: 100*50*t2.0 oval tube
- Dimension (mm) 1620*1000*2100(L*W*H)
- Color
Silver; Shield : Black

- Muscle trained: pectoralis major, deltoid, biceps, triceps, satorius

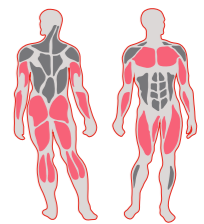


Lat Pulldown

SH-G5201

- Main function: Chest Press, Seated Row, Pec fly, Lat pull down, Leg extension,ect
Main tube: 100*50 circular tube
- Antistatic and antirust spraying
- Cable is imported from Japan: high flexibility, self-lubricating and wear-resistant coating, cold resistance, breaking tension 1400KG.
- Weight plates: 66kg (11pcs)
- Dimension (mm) 1460*800*2080(L*W*H)

- Muscle train ed: pectoralis major, deltoid, biceps, triceps, satorius

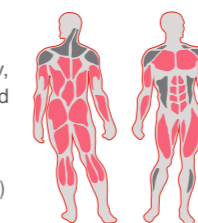


3-Stations Multi-Gym

SH-G5203

- Main function: Chest press, Pec fly, Lat pull down, Huck Squatting, Parallel Bars,pull, Crouching, Chin Up, Drawing Up with Legs, Leg extension, etc.
- Main tube: 100*50 circular tube
- Antistatic and antirust spraying
- Steel cable is imported from Japan: high flexibility, self-lubricating and wear-resistant coating, cold resistance, breaking tension 1400KG.
- Weight plates: 66kg (11pcs)
- Dimension (mm) 2311*1760*2082(L*W*H)

- Muscle trained: pectoralis major, deltoid, biceps, triceps, satorius

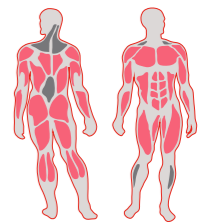


4-Stations Multi-Gym

SH-G5205

- Main function: Chest Press, Pec fly, Squatting, Parallel Bars, Hanging Legs, Seat Rowing,Lat pull down, Leg Curl,ect
- Main tube: 100*50 circular tube
- Antistatic and antirust spraying
- Steel cable is imported from Japan: high flexibility, self-lubricating and wear-resistant coating, cold resistance, capacity 1400KG
- Two weigh group plates:156KGS(66+90kg)
- Dimension (mm) 2550*2450*2080(L*W*H)

- Muscle trained: whole body





SHUHUA Intelligent Sports Park Solutions

Our mission is to help you build an intelligent park project. We can provide good quality equipment with new management software platform, provide perfect service in the middle and end of the project to meet the fitness needs of different groups, so that intelligence technology can be integrated into the National Fitness enthusiasm.



















General outdoor product

STEEL TUBE SERIES

- Main Tube Size: : 114 × 3.0mm
- Installation method: Direct burial
- Conforming to GB19272-2011 Safety Standards, NSCC certification of Beijing National Certification Center and national sports goods quality supervision and inspection center.



 <p>JLG-01 / Sign Board Dimension(mm): 1102X119X1422</p>	 <p>JLG-02 / Double Air Walker Machine Dimension(mm): 1920X576X1113</p>	 <p>JLG-02A / Single Air Walker Machine Dimension(mm): 1020X576X1113</p>	 <p>JLG-03 / Vertical Ladder Dimension(mm): 1484X120X2300</p>
 <p>JLG-04 / Horizontal Bar Dimension(mm): 1478X114X1891</p>	 <p>JLG-05 / Leg Massager Dimension(mm): 536X346X1572</p>	 <p>JLG-05A / Massage Rub Thruster Dimension(mm): 534X346X1572</p>	 <p>JLG-06 / Twister Dimension(mm): 1490X1350</p>
 <p>JLG-07 / Upper Limb Traction Dimension(mm): 835X626X2523</p>	 <p>JLG-08 / Rowing Machine Dimension(mm): 1304X1000X1054</p>	 <p>JLG-09C / Horse Ridding Dimension(mm): 1314X480X1104</p>	 <p>JLG-11A / Sit-up Bench Dimension(mm): 1668X600X870</p>
 <p>JLG-12 / Seated Leg Press(2) Dimension(mm): 2091X434X1862</p>	 <p>JLG-13 / Seated Leg Press(3) Dimension(mm): 1968X1775X1922</p>	 <p>JLG-14 / Seated Leg Press(4) Dimension(mm): 2655X2006X1862</p>	 <p>JLG-15B / Long Bench Dimension(mm): 1525X446X529</p>



JLG-16 / Double Horizontal Bar
Dimension(mm): 2834X114X1891



JLG-17 / Horizontal Ladder
Dimension(mm): 2907X864X2034



JLG-18D / Straightened Waist Rack(1)
Dimension(mm): 898X566X1027



JLG-18E / Straightened Waist Rack(2)
Dimension(mm): 1298X566X1027



JLG-20 / Seesaw
Dimension(mm): 1880X280X806



JLG-21 / Sit-stand massager
Dimension(mm): 972X791X1502



JLG-21A / Stand massager
Dimension(mm): 793X772X1527



JLG-23A / Parallel Bars
Dimension(mm): 2542X778X1300



JLG-24 / Sit-stand Twister
Dimension(mm): 1500X500X1272



JLG-25 / Taichi Thruster
Dimension(mm): 1449X1316X1331



JLG-26A / Taichi Wheel
Dimension(mm): 1117X994X1329



JLG-30 / Push up Frame
Dimension(mm): 1050X550X880



JLG-32 / Swing
Dimension(mm): 3794X738X2148



JLG-33 / Arm Training machine
Dimension(mm): 541X394X1472



JLG-40 / Leg massager
Dimension(mm): 1485X867X1256



JLG-43 / Stretching Rack
Dimension(mm): 2954X118X972



JLG-45 / Rotating disk
Dimension(mm): 903X766X1997



JLG-48 / Elliptical walking machine
Dimension(mm): 1126X568X1641



JLG-51 / Lateral Swing Machine
Dimension(mm): 1021X807X1197



JLG-52 / Pull up station
Dimension(mm): 1105X958X2047



JLG-54 / Extension machine
Dimension(mm): 1291X480X965



JLG-55B / Abdominal Bench
Dimension(mm): 1449X466X591



JLG-56A / Abdominal Bench(2)
Dimension(mm): 1529X1473X591



JLG-57A / Flat-step Machine
Dimension(mm): 934X600X1478



JLG-60A / Exercise bike
Dimension(mm): 1064*458*1209



JLG-63 / Twister machine
Dimension(mm): 1211X807X1197



JLG-65 / Back training machine
Dimension(mm): 1044X828X892



JLG-66 / Flexibility training machine
Dimension(mm): 1275X406X765



JLG-68 / Double Twister
Dimension(mm): 1500X500X1272



JLG-69 / Thruster
Dimension(mm): 1448X1387X1305



JLG-76 / Reclining bike
Dimension(mm): 1310X505X982



JLG-81 / Bounce machine
Dimension(mm): 300X235X3222



SH-L2010 / Upper and lower trainer
Dimension(mm): 1357X657X1236



SH-L2011 / Ab trainer
Dimension(mm): 1356X561X955



SH-L2022 / Back trainer
Dimension(mm): 1155X655X991



SH-L2036B / Stretching rack
Dimension(mm): 1292X949X2173



SH-L2038 / Neck-waist trainer
Dimension(mm): 1459X830X1202



SH-L2059 / Knee trainer
Dimension(mm): 789X657X930



SH-L2073 / Chest and back trainer
Dimension(mm): 1269X393X1436



SH-L2077 / Seat-push trainer
Dimension(mm): 1065X1075X1173



SH-L2094 / Multi-function trainer
Dimension(mm): 865X731X1537



SH-L2094B
Dimension(mm): 813X812X1523



SH-L2096 / Pulldown trainer
Dimension(mm): 1288X750X2081



SH-L2097 / Stairs trainer
Dimension(mm): 1530X180X400



JLG-200 / New combination trainer
Dimension(mm): 2217X2115X2060



GD-200 / Combination trainer
Dimension(mm): 4733X3647X2715

- 8 exercise functions, at least 8 people exercise together.
- 2D code Position-repairing system
- With Exercise diagrams
- Conforming to GB19272-2011 Safety Standards
- Joint Insurance: PICC and CPIC



Outdoor Product

General outdoor product

PLASTIC WOOD PATH



SH-O4001 / Sign Board

Dimension(mm): 1103X130X1421



SH-O4002 / Two spacewalkers

Dimension(mm): 1987X563X1227



SH-O4003 / Ribbed frame

Dimension(mm): 1339X125X2114



SH-O4005 / Leg massager

Dimension(mm): 591X130X1626



SH-O4020 / Seesaw

Dimension(mm): 1880X280X812



SH-O4021A / Vertical back massager

Dimension(mm): 1064X887X1526



SH-O4021 / Seated vertical waist massager

Dimension(mm): 1246X887X1526



SH-O4023B / Parallel bars

Dimension(mm): 2542X768X1426



SH-O4005A / Massage Kneader

Dimension(mm): 591X260X1576



SH-O4006 / Three waist twister

Dimension(mm): 1500X1372



SH-O4007 / Upper limb retractor

Dimension(mm): 839X537X2520



SH-O4008 / Self-weight rowing gas

Dimension(mm): 1728X1000X1076



SH-O4025 / Two Taiji rubbing pusher

Dimension(mm): 1449X1333X1336



SH-O4026 / Two Tai Chi rubbing push wheels

Dimension(mm): 1266X994X1328



SH-O4032 / Swing

Dimension(mm): 3835X753X2152



SH-O4033 / Buttocks training device

Dimension(mm): 541X394X1477



SH-O4009 / Riding machine

Dimension(mm): 1320X480X1110



SH-O4011 / Abdominal muscle trainer

Dimension(mm): 1502X475X698



SH-O4011A / Double abdominal muscle training device

Dimension(mm): 1502X1465X698



SH-O4012 / Two seat trainers

Dimension(mm): 2125X445X1810



SH-O4039 / Checkerboard table

Dimension(mm): 1816X1816X664



SH-O4040 / Quadruple leg massager

Dimension(mm): 1336X876X1226



SH-O4043 / Elastic vibration leg support

Dimension(mm): 2933X130X966



SH-O4048 / Elliptical walker

Dimension(mm): 1160X627X1648



SH-O4015 / Leisure bench

Dimension(mm): 1529X331X486



SH-O4016 / Horizontal bar

Dimension(mm): 2845X125X2300



SH-O4017 / Parallel ladder

Dimension(mm): 2918X875X2166



SH-O4018B / Back stretch

Dimension(mm): 898X566X1128



SH-O4051 / Left and right side pendulum

Dimension(mm): 1031X807X1197



SH-O4054 / Stretcher

Dimension(mm): 1430X420X1047



SH-O4063 / Pendulum twister

Dimension(mm): 1340X750X1178



SH-O4060 / Exercise bike

Dimension(mm): 1069X458X1215

Outdoor Product



SH-O4096 / Self-weight pull-down trainer
Dimension(mm): 1302X750X2120



SH-O4200 / New combination trainer
Dimension(mm): 2233X2146X2058

General outdoor product
**WEIGHT-BEARING
POWER PATH**



SH-O5002/ Shoulder trainer
Dimension(mm): 4206X114X1891



SH-O5003/ Push chest training device
Dimension(mm): 4206X114X1891



SH-O5004/ High pull trainer
Dimension(mm): 4206X114X1891



SH-O5006/ Kick trainer
Dimension(mm): 4206X114X1891



SH-O5007/ Squat Trainer
Dimension(mm): 4206X114X1891

**PARENTS AND
KID SERIES**



SH-O302 / Spacewalker
Dimension(mm): 1914X576X1243



SH-O303 / Massager
Dimension(mm): 2120X940X1673



SH-O307 / Upper body extension
Dimension(mm): 889X719X2423



SH-O309 / Double horse riding
Dimension(mm): 2869X625X1033



SH-O309A / Single horse riding
Dimension(mm): 1501X625X1033



SH-O3018 / Kids table
Dimension(mm): 2100X682



SH-O3019 / Interactive swing
Dimension(mm): 4614X1166X2707



SH-O3020 / Kids excavator
Dimension(mm): 1280X398X893



SH-O3021 / Interactive horse riding
Dimension(mm): 1818X616X1217



SH-O3022 / Agility trainer
Dimension(mm): 2000X228X1550



SH-O348 / Elliptical
Dimension(mm): 1712X552X1642



SH-O360 / Double bike
Dimension(mm): 2220X597X1225



SH-O360A / Single bike
Dimension(mm): 1210X597X1225

INTELLIGENT PATH SERIES PLASTIC WOOD INTELLIGENT LANDSCAPE PATH



SH-04001ZD / Sign Board
Dimension(mm): 2206X1138X2676



SH-04002ZD / Dual intelligent space walker
Dimension(mm): 2206X1138X2676



SH-04006ZD / Two-position intelligent waist twister
Dimension(mm): 2206X1138X2676



SH-04008ZD / Two-position intelligent rowing machine
Dimension(mm): 3330X1138X2676



SH-04026ZD / Dual-intelligent Tai Chi rubbing push wheel
Dimension(mm): 2206X1138X2676



SH-04048ZD / Dual-position intelligent elliptical walker
Dimension(mm): 2606X1138X2676



SH-04051ZD / Dual-position intelligent left and right swing side device
Dimension(mm): 2206X1138X2676



SH-04060ZD / Dual-position intelligent competition exercise bike
Dimension(mm): 2246X1865X2854



SH-04011ZD / Dual position intelligent abdominal muscle training device
Dimension(mm): 2206X1661X2676



SH-04012ZD / Dual-position intelligent sitting pedal training device
Dimension(mm): 2206X1138X2676



SH-04020ZD / Double four-person smart seesaw
Dimension(mm): 2206X1329X2676



SH-04021ZD / Dual-position intelligent back massager
Dimension(mm): 2984X1138X2676



SH-04077ZD / Two-bit intelligent press trainer
Dimension(mm): 2385X1138X2676



SH-04078ZD / Double position adjustable resistance press trainer
Dimension(mm): 2271X1138X2695



SH-04079ZD / Double position adjustable resistance squat training device
Dimension(mm): 2625X1138X2695



SH-04080ZD / Double-position adjustable resistance rowing training device
Dimension(mm): 3059X1138X2679



STAINLESS STEEL OUTDOOR PRODUCT

One series for full body exercise
Environmental protection, food grade
stainless steel material, corrosion resistant
and non rust, high strength and non
deformation, aging resistance, long service
life, bad outdoor environment can also keep
beautiful, durable and cost saving.



SH-O8002 / Knee lifter

Dimension(mm): 3938X914X2500



SH-O8003 / Pull-up trainer

Dimension(mm): 3938X914X2500



SH-O8004 / Weight lifting
trainer

Dimension(mm): 3938X914X2500



SH-O8006 / Ring Trainer

Dimension(mm): 3938X914X2500



SH-O7001 / Sign Board

Dimension(mm): 850X476X1234



SH-O7002 / Stretching rack

Dimension(mm): 1070X1319X1960



SH-O7003 / Abdominal bench

Dimension(mm): 1344X562X962



SH-O7004 / Chest & back training

Dimension(mm): 1291X363X1408



SH-O7006 / Squat rack

Dimension(mm): 1041X1018X1206



SH-O7007 / Push-up & chin-up

Dimension(mm): 2853X560X2281



SH-O7011 / Lean back trainer

Dimension(mm): 772X739X1038





OVERSEAS PROJECT

VIETNAM .HANOI



MALAYSIA. PENANG



GYM Solutions

Shuhua turns inefficiently used space into profitable high - end area and help club to improve economic performance by practical courses and efficient decoration solutions.

Shuhua ' s unique site solutions offer a creative space, building a close and natural atmosphere. It design targets at different sites, adapting to different space and experience by choosing diverse solutions, colors and materials.



Professional equipment solutions for gym club (56m²)


GYM Solutions

▼ Professional equipment solutions for gym club (670m²)



GYM Solutions

▲ Professional equipment solutions for gym club (110m²)



SHUHUA

IN THE WORLD

THAILAND



Phuket



Ubon



Rayong

Hat Yai



Bangkok

Udon Thani

Chiangma

JAPAN



TAIWAN



AUSTRALIA



GEORGIA



SHUHUA

IN THE WORLD

Gym for China National Bodybuilding Team



INDIA



Shanghai Branch, Physical Hong Kong



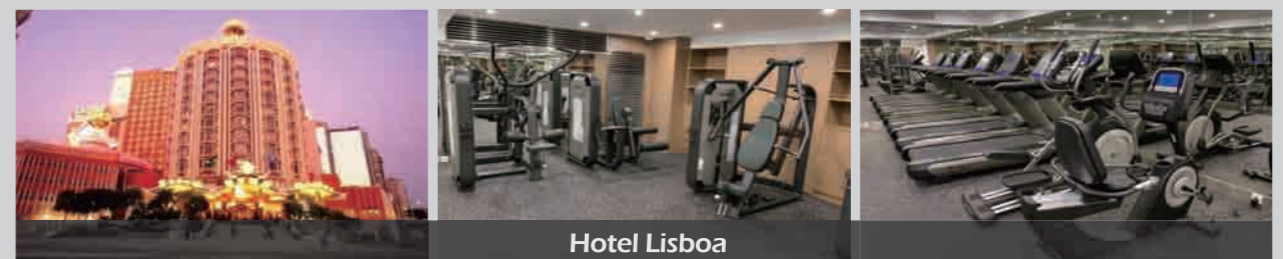
KOREA



LEBANON



MACAO



VIETNAM



SHUHUA IN THE WORLD

MYANMAR



Yangon

Mandalay

INDONESIA



Hotel Lisboa

ECUADOR



Guayaquil

RUSSIA



Veliky Novgorod

MALAYSIA



Johor Bahru

RUSSIA



Riyadh

FAQ

1. What is your minimum quantity?

Normally MOQ is 1*20GP for each model. But for 1st orders, we could accept to mix 2 different models for one 20' full container.

Sometimes new customer needs ONE sample for test. We could prepare for that based on extra charge the LCL COST of \$350 for each shipment.

2. What is your delivery time?

For treadmills 45 days after deposit or LC, for strength machines 55-60 days after deposit

3. What is your payment term?

T/T 30% in advance, 70% against BL Copy or LC at sight

4. Do you have overseas agents?

Yes. In U.S.A., Turkey, India, Spain and Thailand, we have some exclusive distributors for several models.

For many other places or some new models, strong distributors are welcome to build long term business with SHUHUA.

5. Do you accept OEM/ODM?

Yes. Both are workable in our company.

6. What is your warranty?

For whole sets is 1 year after goods arrival.

For motor of our treadmills is 2 years after goods arrival.

7. Which port do you load?

Xiamen Port (XMN). Most our quotation is based on FOB XMN.

Our clients

Body-Solid



SALTER

BODYTONE

LifeGear
Get active for life



VOLKSGYM



Active Life

VPS fitness

EVOLUTIS



atletisport

ELLIPSE[®]
FITNESS EQUIPMENT



PRO BODYLINE[®]
FITNESS



CULTSPORT