

 SHUA

Recumbent Bikes ***SH-B6500R***



Magnetic Resistance System 7KG Magnetic Flywheel

Quiet and wear resistance performance is its specialty. The weight ensures the stability and smoothness.



Multi-Functional Console



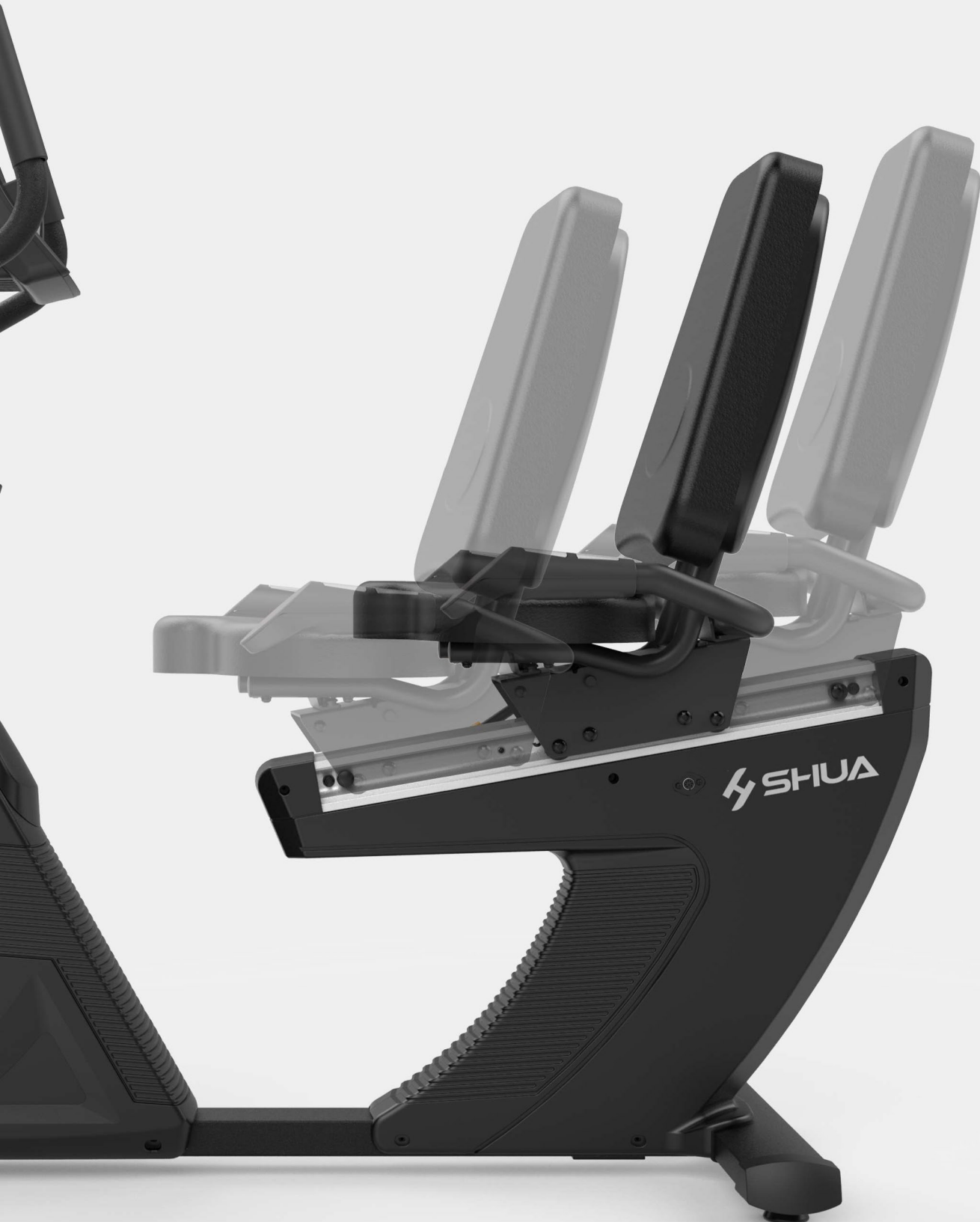
Customized Design


Wide walk-through frame design is for seniors and disabled persons



Adjustable Cushion

Available to all exerciser with different heights






Resistance-Switch Handlebar

Convenient operation, and safe exercise, with gripped pulse sensor.

Integrated PU Foam Cushion

It is total comfortable with ergonomic design.



Aluminum Alloy Rail

High-intensity and smoothness give it top-end experience.

Easy to Move

With roller, it can be moved without effort.





SH-B6500R

Console	7" LCD screen
Wheel	7KG magnetic wheel
Pulse	Gripped Pulse Sensor
Rail	Aluminum alloy
Max. user Weight	150kgs
Package size	1605*380*755mm
Dimension	1600*660*1340mm
N.W.	63kgs
G.W.	74kgs