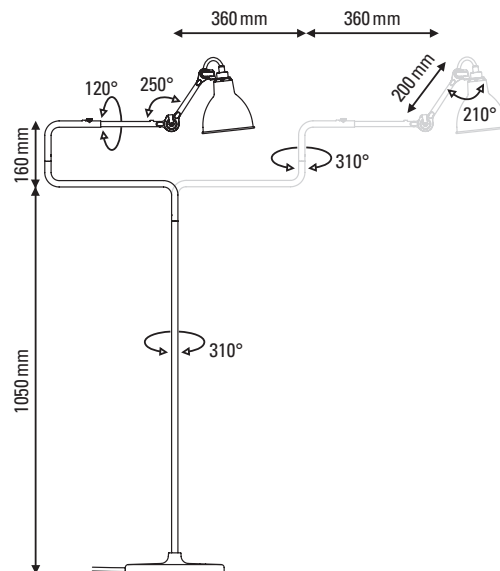



# LAMPE GRAS N° 411

de Bernard-Albin Gras



## FICHE TECHNIQUE

## TECHNICAL SHEET



LAMPADAIRE

FLOOR LAMP

**Matériaux**  
Material

**Acier**  
Steel

**Poids**  
Weight

**9 kg**

**Embase**  
Base

**Ø**

**Réflecteur conseillé**  
Recommended shade

**Classic**

**Emballage**  
Packaging

**1250 x 580 x 340 mm**

**IP**  
IP

**20**

**Tension**  
Voltage

**220/240V**

**Classe**  
Class

**2**

**Watt**  
Watt

**15 W**

**Type d'ampoule**  
Bulb type

**E14 LED**

**Lumens**  
Lumens output

**177,74 lm (valeur indicative)**  
177,74 lm (indicative data)

**Driver**  
Driver

**NA**

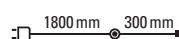
**Câble**  
Wire

**Tissu, longueur : 2100 mm**  
Fabric, length : 2100 mm

**Interrupteur**  
Switch

**Sur le câble**  
On the cable

**Distance interrupteur**  
Switch distance



**Fiches**  
Plug

**C**

### CORPS BODY



**Black**

**BL**

### COULEURS DES RÉFLECTEURS SHADES COLORS



**Black**

**BL**



**Red**

**RED**



**Yellow**

**YELLOW**



**Blue**

**BLUE**



**Chrome**

**CH**



**White**

**WH**



**White Copper**

**WH-COP**



**Black Copper**

**BL-COP**



**Copper**

**COP**

### RÉFLECTEURS SHADES



**Copper White**  
**COP-WH**



**Raw Copper**  
**COP-RAW**



**Raw Copper White**  
**COP-RAW-WH**



**Brass**  
**BR**



**Gold**  
**GOL**



**Frosted Glass**  
**(Round shade only)**  
**GL**



**Polycarbonate**  
**(Round shade only)**  
**PC**