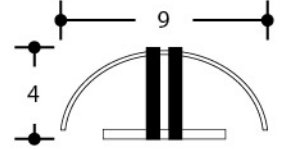
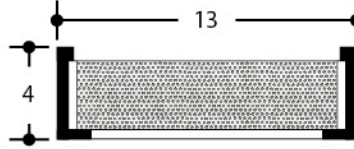
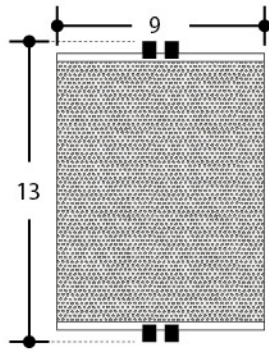


Type	
Project	
Catalog No.	

*Measurement in inches



DESCRIPTION

Designed for new construction and retrofit applications. This 330mm (13") fixed diffuser wall sconce houses an AC LED in a 12W configuration. This wall fixture is a rugged luminaire designed specifically for illuminating hallways and common areas that must remain lit 24 hours a day, seven days a week. Built with rugged AC LEDs the electronics and LEDs will work continuously, saving the operator energy and labour hours by eliminating change outs.

FEATURES

Mechanical

- Housing constructed of 2.0mm thick steel, powder coated for a robust long life luminaire
- Mounting plate provides direct connection to standard junction boxes
- cULus certified

Electrical

- 120 VAC
- AC LED PCB + circuitry
- 12W maximum

Optics

- Optical diffuser of polycarbonate of 3mm thickness with reduced glare
- Diffuser is 330 X 228 X 100 mm (13" X 9" X 4") and easily removable without tools
- Acrylic diffuser with secondary perforated metal diffuser

Listing

- Fixture is cULus listed

SPECIFICATIONS

Input Voltage	120 VAC
Wattage	12W
Colour Temp	3000K / 4000K
Dimming	No
Lumen Output	1000 lumens
CRI	≥80
Beam Angle	120°
Power Factor	0.90
Lamp Life	>50,000 hours
Environment	IP20
Certification	cULus
Warranty	5 years - see published warranty terms for details

* Product specifications subject to change without notice.

Warranty

- One (1) year warranty against defects in materials and workmanship
Warranty period is for 5 years when installed according to Revlite installation instructions and the applicable building codes

ORDERING INSTRUCTIONS

MODEL	COLOUR TEMP	FINISH
WSLED-12-9-E		
	30: 3000K 40: 4000K	BK: Black WH: White SL: Silver

Example: WSLED-12-9-E-40-WH = WSLED-12-9-E, 4000K, white finish