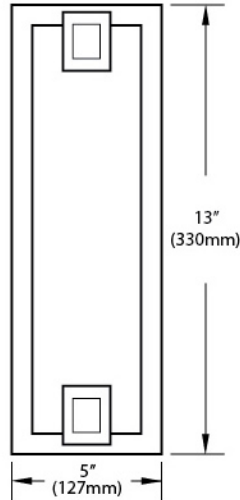


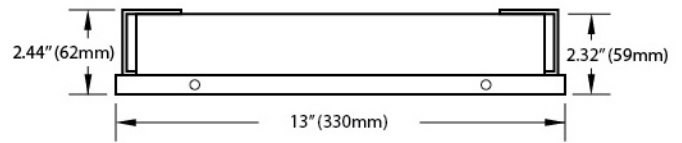
Type	
Project	33 Empress
Catalog No.	



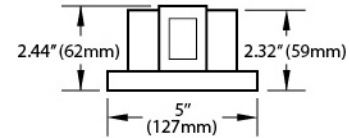
Plan View



Side View



End View



## DESCRIPTION

Designed for new construction and retrofit applications. This 330mm fixed diffuser wall sconce houses direct drive AC LEDs configuration. No driver to fail.

## FEATURES

### Mechanical

- Housing constructed of 2.0mm thick, steel plated for a robust long life luminaire
- Mounting plate provides direct connection to standard junction boxes
- UL / CSA certified

### Electrical

- 120 VAC input
- AC LEDs
- Power consumption: 12W

### Optics

- Mitred hardened glass frosted inside

### Listings

- Fixture is cULus listed

## SPECIFICATIONS

Input Voltage	120 VAC (universal)
Wattage	12W
Colour Temp	2700K / 3000K / 4000K
Dimming	Triac
Lumen Output	1080 lumens
CRI	≥ 85
Power Factor	> 0.9
Lamp Life	> 50,000 hours
Environment	IP20
Certification	cULus
Warranty	5 years - see published warranty terms for details

\* Product specifications subject to change without notice.

### Warranty

- Warranty period is for 5 years when installed according to Revlite installation instructions and the applicable building codes

## ORDERING INSTRUCTIONS

MODEL	TYPE	COLOUR TEMP	FIXTURE COLOR
WS-LED-13-5.0	12	30	BK
	12: 12W	27: 2700K 30: 3000K 40: 4000K	SL: Silver BK: Black WH: White CH: Chrome

Example: WS-LED-13-5.0-12-30-BK = WS-LED-13-5.0, 12W, 3000K, black fixture color